



# General fees

June 2024

# Changes from previous version

---

Securities lending and borrowing rates amended ..... pages 25, 26 and 27

Updated penalty fees ..... page 15

International instruments amended to reflect tariff alignment  
of international exchange traded products ..... pages 29 and 34

# Contents

---

**Euroclear Bank services**

General.....3

Settlement fees.....5

Custody fees .....6

Custody Operation fees.....8

Securities lending and borrowing fees.....10

Collateral management fees.....11

Interest rates and foreign exchange rates.....14

Money transfer fees.....15

Communications fees.....16

Data transportation fees.....18

Miscellaneous.....19

Annex 1 – Transition from one family to another.....22

Annex 2 – Tariff sheets .....24

**Instruments and markets**

Securities lending and borrowing.....25

International instruments.....28

All countries .....38

Fees by country ..... 39 – 137

# General

This brochure sets out the general fees charged for the use of Euroclear Bank services and is in line with the CSD Regulation (EU) No 909/2014. Unless otherwise specified, all fees and expenses are expressed in EUR.

This tariff brochure also applies to other infrastructures (Central Counterparties (CCPs), Central Securities Depositories (CSDs), National Central Banks (NCBs)) when they access Euroclear Bank as standard Participants.

Capitalised terms which are not defined in this brochure have the meaning given to them in the Terms and Conditions, the *Supplementary Terms and Conditions and the Operating Procedures*.

## Instruments and markets

Each instrument/market has a specific tariff.

Types of instruments	spread across
<div><ul style="list-style-type: none"><li>• Debt securities</li><li>• Equities</li><li>• Warrants</li><li>• Investment funds</li><li>• Depositary receipts</li><li>• ETFs</li></ul></div>	<div><ul style="list-style-type: none"><li>• International instruments</li><li>• Domestic securities by country</li></ul></div>

See the relevant tariff sheet for fee details per market and instrument.

Specific fees apply for investment funds serviced through the FundSettle™ platform. Please refer to the FundSettle International tariff sheet for detailed information on the fees for FundSettle services.

## Business Unit

A Business Unit is a Participant or a branch, office or other administrative subdivision of a Participant that administers a Securities Clearance Account or group of Securities Clearance Accounts (for example, a branch of a Participant administering a group of accounts from a given location, independently of other branches of the same Participant). Fee rates and discounts are determined at the level of a Business Unit.

## Sliding scale concept

A sliding scale is a schedule of marginal rates applying to increasing volume ranges. An example is provided below:

Volume ranges (in volume units)	Marginal rate in EUR (per volume unit)
≤ 100	10.00
101 - 1,000	9.00
1,001 - 5,000	7.00
> 5,000	5.00

In this example, the price corresponding to a volume of 50 units is EUR 500 (50 x EUR 10), whereas the price corresponding to a volume of 1500 units is EUR 12,600 (100 x EUR 10 + 900 x EUR 9 + 500 x EUR 7)

For markets where the use of a sliding scale is not justified, a single rate is given.

## Family holding

Asset servicing fees are reduced for Business Units that belong to the same family. A family is a grouping of Participants that comprises: parents, branches and/or subsidiaries with direct ownership links of more than 50%. Euroclear Bank also applies the family concept to groupings of Participants in a given country (together with their branches and subsidiaries) benefiting from a state guarantee, or equivalent, and where these are at least 50% publicly owned.

The assets held by Participants at Euroclear Bank and by direct members ('intermédiaires financiers habilités') in the Euroclear Settlement for Euronext-zone Securities (ESES) CSDs<sup>(1)</sup> belonging to the same family are aggregated in order to determine the family holding. The value of the family's depot held in the ESES CSDs is determined according to the standard procedures of the ESES CSDs.

The family holding enters in the determination of the asset servicing fee in the following way. For each instrument/market, the asset servicing fees are based on a series of sliding scales. The selection of the appropriate sliding scale depends on the total family holding, each sliding scale corresponding to a specific range of family holding. Higher family holdings give access to more beneficial sliding scales. This is further illustrated in the Custody fees section.

<sup>(1)</sup> The ESES CSDs are Euroclear Belgium, Euroclear France and Euroclear Nederland.

### Business Unit depot/instructions aggregation

All the holdings/instructions in a specific instrument/market across all the Business Units that are more than 50% owned by a common parent are aggregated before applying the custody/settlement sliding scale. An average unit fee is calculated on this aggregated volume using the sliding scale. This average unit fee is then applied to all the Business Units for the specific instrument/market.

### Transition from one family to another

A mechanism exists, whereby Participants approaching the next family range start benefiting from the next family range tariff before actually reaching it. The mechanism is further detailed in Annex 1.

### Special Purpose Vehicles

Dutch law requires certain Special Purpose Vehicles (SPVs) to be established separately from other group entities if they provide certain financial services such as securitisation programmes and financial lease constructions. Where the establishment of such SPVs is required by law, Euroclear Bank will consider the depot held by the SPV to form part of the holding of the parent company which is a Euroclear Bank Participant, and apply the appropriate tariff accordingly.

### Booking date

The booking date is two Business Days before the value date. The value date is the Business Day following the 14th calendar day of the month.

### Reporting

The fees preadvice report (available upon subscription) gives advance notice of the exact amount of the fees. The actual debit or credit of fees is shown in the fees advice report. Both, the fees advice report and the fees preadvice report are produced on the sixth calendar day of the following month or, if that day is not a Business Day, on the following Business Day.

# Settlement fees

Settlement fees are based on the number of settled transactions, in each instrument and market, of all Securities Clearance Accounts of a family/Business Unit during the month, except for transactions through FundSettle and the Euroclear Trade Capture and Matching System (see below). Different fees and discounts apply per type of instruction (internal, Bridge or external) <sup>(1)</sup>.

The average fee rate is calculated, as illustrated below, by applying the sliding scale concept to the number of instructions of each type in each instrument and market across the family. This average rate is then applied to the number of instructions in the corresponding type of instrument and market for each Securities Clearance Account of the family.

### Example of settlement fees calculation

Participant XYZ Bank is a fully owned subsidiary of XYZ Holdings Ltd.  
XYZ Holding Ltd has 2600 internal instructions in instrument X settled during the month.  
XYZ Bank has 450 internal instructions in instrument X settled during the month.

1. Refer to the 'Internal' settlement fees sliding scale.
2. Apply the fees to the total number of instructions of XYZ Holding Ltd according to the ranges in the sliding scale.

#### Internal settlement Instrument X

Aggregated Business Unit instructions	Rate	Number of instructions	Monthly fees
≤ 100	1.80	100	180.00
101 - 250	0.56	150	84.00
251 - 1,000	0.51	750	382.50
1,001 - 5,000	0.45	1,600	720.00
>5,000	0.34	2,600	1,366.50

3. Calculate the average monthly fee.  
EUR 1366.50 / 2600 = EUR 0.5256
4. Apply the average monthly fee to the total number of instructions of XYZ Bank.  
450 \* EUR 0.526 = EUR 236.52

See the relevant tariff sheet for fee details per market and instrument in Annex 2.

<sup>(1)</sup> Unsettled external instructions against payment may be subject to additional charges. See Section 5.2 of the Operating Procedures.

### Tariff reference

01.04.12

01.04.03

01.05.01

01.06.01

## Cancellation

For each submitted securities settlement instruction that is cancelled by Euroclear Bank (including the cancellation of instructions by Euroclear Bank and requested by Participants)

- *for internal and Bridge instructions* ..... 0.28
- *for external instructions<sup>(1)</sup>* ..... 1.00

<sup>(1)</sup> Depending on the market and instrument, another cancellation fee may apply instead. If so, the fee is mentioned on the specific tariff sheet per market and instrument in Annex 2 below.

## FundSettle

Please refer to the FundSettle International tariff sheet for detailed information on the fees for FundSettle services.

## Euroclear Trade Capture and Matching System (ETCMS)

ETCMS fees are based on the number of matched trades in Euroclear Bank and are charged on a monthly basis.

A unit fee is charged per instruction to a matched trade ..... 1.00

## Auto-Collateralisation Service

A monthly fee of EUR 16,650 per Business Unit is charged for using our Auto-Collateralisation Service.

In addition, standard external settlement fees are charged for Auto-Collateralisation Instructions.

## Keying fee

*For each settlement instruction sent in free format* ..... 30.00

# Custody fees

Custody fees are charged for securities held in your Securities Clearance Accounts. Custody fees comprise notary service fees, central maintenance service fees and asset servicing fees. Details are provided below.

## Notary service fee

Notary service is the initial recording of securities where it is carried out by Euroclear Bank acting as issuer CSD<sup>(1)</sup>. Notary service fees are charged on monthly basis and based on the monthly average depot value of relevant securities held in all Securities Clearance Accounts in Euroclear Bank.

See the relevant tariff sheet for fee details per market and instrument in Annex 2 below.

## Central maintenance service fee

Central maintenance service is the provision and maintenance of Securities Clearance Accounts at the top tier level where it is carried out by Euroclear Bank acting as issuer CSD. Central maintenance service fees are charged on monthly basis and based on the monthly average depot value of relevant securities held in all Securities Clearance Accounts in Euroclear Bank.

See the relevant tariff sheet for fee details per market and instrument in Annex 2 below.

## Asset servicing fee

Asset servicing fees are charged on monthly basis and based on the monthly average depot value of securities held in all Securities Clearance Accounts in Euroclear Bank for a given family/Business Unit, and may be subject to lower scales, depending on the family holdings.

See the relevant tariff sheet for fee details per market and instrument in Annex 2 below.

<sup>(1)</sup> Reference in this brochure to an issuer CSD means a central securities depository which provides the core services referred to in point 1 or 2 of section A of the annex of the CSD regulation No 909/2014 in relation to a securities issue.

## Monthly average depot value calculation

First, the depot value of securities in each instrument and market, and in each Securities Clearance Account within a Business Unit, is determined on a daily basis by:

- the nominal amount of debt securities, and
- the market value of warrants, equities, investment funds and depositary receipts

Then, these amounts are converted into EUR at the exchange rate for that day and aggregated to obtain the monthly average depot value of the Business Unit by instrument and market.

Finally, the sum of the monthly average depot value of all Business Units for the family (where relevant) for this instrument and market, (the Aggregated Business Unit Depot) is calculated. The sliding scale is then applied to this Aggregated Business Unit Depot.

### Tariff reference

## Average fee rate calculation

The relevant average custody fee rate for each instrument and market is calculated by applying the sliding scale concept to the Aggregated Business Unit Depot and by adjusting, if necessary, the relevant custody fee rate when moving to the next family range (as illustrated in Annex 1).

The relevant average custody fee in basis points (bp) is then applied to all Business Units.

Fees are calculated on a 360/360-day basis and expressed in basis points per annum (1 bp = 0.01%).

### 02.09.01

## Fees for short-term instruments<sup>(1)</sup>

In addition to the relevant custody fees applicable per market and instrument as set out in Annex 2 below, a monthly fee of EUR 4.00 applies for each short-term security held in your Securities Clearance Account.

<sup>(1)</sup> Refers to securities with a life cycle shorter than two years, excluding EUR commercial paper and certificates of deposit.

Example of asset servicing fees calculation

Participant XYZ Bank is a fully owned subsidiary of XYZ Holdings Ltd.

The total XYZ Holding Ltd entities’ depot (monthly average) in Euroclear Bank is EUR 8 billion.

XYZ Bank has a monthly average depot of EUR 2.7 billion in Market A bonds.

The total XYZ Holdings Ltd. entities depot in Market A bonds is EUR 6.5 billion (including the EUR 2.7 of Bank XYZ).

This example shows how to calculate the asset servicing fees to be paid by XYZ Bank on their monthly average depot of EUR 2.7 billion market A bonds, based on a 30-day month.

1. Check the family depot range (XYZ Holdings Ltd. = EUR 8 billion)

Aggregated Business Unit Depot in Market A bonds (EUR million)			Family depot (EUR billion)			
			< 1	1-5	5-10	10-20
> 0	≤	550	1.50	1.30	1.15	1.05
550	-	1,100	1.15	1.10	1.05	0.95
1,100	-	5,500		1.00	0.95	0.85
5,500	-	11,000			0.90	0.80
11,000	-					0.78

2. Check the relevant fees charged and apply them, based on the sliding scale, to the family depot in Market A bonds (EUR 6.5 billion).

Aggregated Business Unit Depot in Market A bonds (EUR million)			Family depot (EUR billion)			
			< 1	1-5	5-10	10-20
> 0	≤	550	1.50	1.30	1.15	1.05
550	-	1,100	1.15	1.10	1.05	0.95
1,100	-	5,500		1.00	0.95	0.85
5,500	-	11,000			0.90	0.80
11,000	-					0.78

Depot (EUR million)	Unit fee (basis points per annum)	Annual fees (EUR million)	Monthly fees (EUR million)
550	1.15	63,250.00	5,270.83
550	1.05	57,750.00	4,812.50
4,400	0.95	418,000.00	34,833.33
1,000	0.90	90,000.00	7,500.00
6,500		629,000.00	52,416.67

3. Calculate an average basis point (bp)

EUR 629,000 / EUR 6.5 billion = 0.9677 bp per annum

4. Apply the average basis point to the depot of Bank XYZ

EUR 2.7 billion x 0.9677 bp = EUR 261,276.92  
or a monthly fee of EUR 21,773.08 (EUR 261,276.92/12)

5. In most cases, the fee calculated in (4) is the applicable fee. However, a lower fee may apply close to the transition to a higher family range, as a result of the transition mechanism. This is further detailed in Annex 1.

# Custody Operation fees

## Tariff reference

### Processing fees

Unless a specific fee is mentioned in the relevant tariff sheet per market and instrument in Annex 2 below, the Custody Operation fees below apply:

03.01.02	• Meeting/Consent – voting .....	55.00												
	• Depositary receipts													
03.01.05	<i>Exchange</i> .....	45.00												
03.01.05	<i>Cancellation</i> .....	45.00												
	• Tax certificates													
	<i>Certificate validity extension</i> .....	Free												
03.02.01	<i>Certificate</i> .....	30.00												
03.02.02	• At Source Breakdowns													
	<table><tr><th>Breakdown lines (per entity, per month)</th><th>Pricing (in EUR)</th></tr><tr><td>1 - 25 lines</td><td>30.00</td></tr><tr><td>26 - 50 lines</td><td>25.00</td></tr><tr><td>51 - 100 lines</td><td>20.00</td></tr><tr><td>101 - 500 lines</td><td>15.00</td></tr><tr><td>&gt; 500 lines</td><td>10.00</td></tr></table>	Breakdown lines (per entity, per month)	Pricing (in EUR)	1 - 25 lines	30.00	26 - 50 lines	25.00	51 - 100 lines	20.00	101 - 500 lines	15.00	> 500 lines	10.00	
Breakdown lines (per entity, per month)	Pricing (in EUR)													
1 - 25 lines	30.00													
26 - 50 lines	25.00													
51 - 100 lines	20.00													
101 - 500 lines	15.00													
> 500 lines	10.00													
	• Tax refund													
03.02.03	<i>Quick refund</i> .....	40.00												
03.02.04	<i>Standard refund</i> .....	125.00												
03.02.05	<i>Income payment voucher</i> .....	28.00												
	Late tax refund claim													
03.04.01	<i>Per claim received after the Euroclear Bank deadline</i> .....	200.00												
	Refund procedure for Stamp Duty Reclaim Tax (SDRT) on equities under the 0.5% SDRT regime													
03.02.14	<i>Per amount reimbursed</i> .....	250.00												
03.01.01	• Financial Transaction Tax - FTT declaration input .....	30.00												
03.01.07	• 'No action' instruction.....	5.00												
03.01.01	• Any other instruction.....	28.00												

## Tariff reference

### Keying fees

For each tax instruction <sup>(1)</sup> sent via email formatted instruction,

per line 7.50

03.04.02	per line / 7.50	
03.04.03	For each tax instruction <sup>(2)</sup> sent in free format, per line .....	150.00
03.04.04	For each corporate action instruction sent in free format .....	30.00
	(1) Applies to tax relief certificate validity extension, tax certificate, at source breakdown and quick refund	
	(2) Applies to tax certificate, at source breakdown and quick refund	
03.04.12	For each FTT declaration submitted via email .....	150.00

### Ineligible Proceeds (per security and per account)

Processing of delivery outside Euroclear

03.01.09	• Delivery details received before the deadline set in our corporate action notification .....	100.00
03.04.06	• Delivery details received after the deadline .....	1,500.00

### Proceeds Renunciation

03.04.05	• Renunciation instruction .....	30.00
03.04.08	• Supplementary fee per late / invalid / ineligible renunciation .....	1,000.00

### Defect Alerting Service

The defect alerting report (available upon subscription) sends email notifications to alert you of defects in your corporate actions instructions.

03.05.01	Monthly subscription fee per Business Unit .....	30.00
03.06.01	Per alert email sent .....	55.00

Tariff reference

Reporting

03.06.02	Reporting for Voting Event services: sending of fax or email.....	0.25
	cost per page of fax.....	0.25

For the EUCLID/SWIFT reports or the consultation of EasyWay Custody Operations dashboard relating to:

- Advance Notice of Income and Redemption/Cash Management Advice
- Pre Advice of Reversal
- Uninstructed Reminder

You will be charged a fee according to the following sliding scale structure:

03.06.03

Items prepared for reporting per month	Rate (EUR)
≤ 2,000	2.20
2,001 - 5,000	2.00
5,001 - 20,000	1.80
> 20,000	1.60

Ex-date and consolidated reports in EUCLID

03.06.04	Per report retrieved .....	8.00
----------	----------------------------	------

EasyWay inquiry

03.06.05

For each consultation on custody operations.....	0.28
--	------

# Securities lending and borrowing fees

## Tariff reference

Securities lending and borrowing fees are applicable for an end-of-day-position outstanding at the End-of-Day SLB Process (17:30).

### Lending

Lending fees are calculated daily at an annual rate (365/360-day basis) on the Market Value of securities borrowed/loaned plus any accrued interest.

Please refer to the Securities lending and borrowing tariff sheets in Annex 2 for the applicable rates.

### Borrowing

Borrowing fees are calculated on the same basis as lending fees.

Please refer to the Securities lending and borrowing tariff sheets in Annex 2 for the applicable rates.

## Tariff reference

### Failed recalls

The following fees are charged to Borrowers and paid to Lenders for failed loan recalls:

- Supplementary fee
  - Charged to borrower* ..... reference rate <sup>(1)</sup>
  - Lender receives* ..... reference rate <sup>(1)</sup>
- Failed return administration fee
  - Charged to borrower* ..... EUR 1,125.00
  - Lender receives* ..... EUR 562.50

<sup>(1)</sup> The fee is determined daily with reference to the overnight market rate in the currency of the recalled securities.

<sup>(2)</sup> Tariff reference for borrowers & lenders using General Collateral Access service.

### Keying fee

*For each lending and borrowing instruction sent in free format* ..... 30.00

# Collateral management fees

## Tariff reference

Collateral management fees are charged to the relevant Participant's account on a monthly basis and, upon request, the Participant receives detailed reports of collateral management fees incurred during the month on the last Business Day of the billing period.

### Collateral management servicing fee (excluding non-cleared OTC derivative (OTCD) transactions)

The collateral management servicing fee is based on the average daily outstanding allocated by a Participant in a Collateral Giver's role.

The average daily outstanding is an aggregated amount, calculated across all Collateral Givers belonging to the same Family.

The collateral management servicing fee is calculated on a 360/360-day basis, according to the following sliding scale structure:

05.01.01

Total average daily outstanding (EUR billion equivalent)	Rate (Basis points per annum)
≤ 2	1.500
2 - 5	1.200
5 - 10	0.900
10 - 25	0.600
25 - 40	0.300
40 - 55	0.180
> 55	0.175

Unless agreed otherwise, this fee is charged to the Collateral Giver.

A fixed collateral management servicing fee rate of 0.25 basis points is charged to a Central Counterparty (CCP) when the CCP acts as a Collateral Giver under the collateral re-use service to support the processing of cleared general collateral basket trades executed and netted by the CCP.

05.01.02

### Collateral management servicing fee for non-cleared OTCD transactions

05.01.03

A fixed collateral management servicing fee of 1.00 bp is charged on the daily outstanding allocated by a Participant in a Collateral Giver's role. This fee is charged to the Collateral Giver.

## Tariff reference

### Pledge holder fee for all types of transactions <sup>(1)</sup>

An additional fixed pledge holder fee rate of 1.00 basis point is charged when Euroclear Bank acts as a third-party pledge holder.

Unless agreed otherwise, this fee is charged to the Collateral Giver.

<sup>(1)</sup> 0.30 bps applies on the outstanding held before 1 September 2016.

05.01.05

### Pledged account fees

The following fees are charged to the pledgor when the pledged account is opened for collateral management purposes.

#### Setup fees

- Single-pledgor pledged Account opening fee ..... 2,800.00
- Multi-pledgor pledged Account opening fee ..... 5,600.00
- MultiSeg setup fee <sup>(2)</sup> (per Unique Identifier) ..... 1,400.00

<sup>(2)</sup> MultiSeg service refers to the service provided by Euroclear Bank pursuant to the Amendment Agreement to the Collateral Service Agreement and Single Pledgor Pledged Account Terms and Conditions – Euroclear Bank for non-cleared OTC derivatives – MultiSeg service, as may be amended from time to time.

#### Maintenance fees

- Single-pledger pledged Account maintenance fee (per month) ..... 145.00
- MultiSeg maintenance fee (per Unique Identifier, per month) ..... 145.00

09.02.01

09.02.02

09.04.01

09.02.03

09.04.02

### Collateral portfolio servicing fee <sup>(3)</sup>

A fixed collateral portfolio servicing fee of 1.00 bp is charged on the daily outstanding allocated by a Participant in a Collateral Giver's role who has subscribed to the Collateral Portfolio Service.

Unless agreed otherwise, this fee is charged to the Collateral Giver.

<sup>(3)</sup> The Collateral portfolio service refers to the service provided by Euroclear Bank to Participants that subscribe to it and which is available for all transactions under the Triparty Collateral Service Agreement (TCSA) Terms and Conditions and TCSA Operating Procedures.

05.05.01

Tariff reference

05.05.02

Collateral Portfolio Management fee

An additional fixed collateral portfolio management fee of 0.50 basis point is charged on the daily outstanding allocated by a Participant in a Collateral Giver's role who has subscribed to the Collateral Portfolio Service and is requesting the delivery of a Collateral Portfolio Image (as defined in the TCSA Terms and Conditions).

Unless agreed otherwise, this fee is charged to the Collateral Giver.

Collateral Portfolio pairing fees

The following fees are charged per pair of users of the Collateral Portfolio service.

09.05.02

• Pair set-up fees ..... 1,400.00

09.05.01

• Pair maintenance fee (per month) ..... 55.00

Unless otherwise agreed, these fees are charged to the Collateral Giver.

Maintenance fee on dormant eligibility sets <sup>(4)</sup>

A maintenance fee applies per dormant eligibility set, with the exception of dormant eligibility sets in place for:

- the collateralisation of central bank credit operations
- the processing of cleared general basket trades netted by a CCP

Monthly maintenance fee per dormant eligibility set ..... 25.00

Unless agreed otherwise, this fee is charged to the Collateral Giver and to the Collateral Taker.

05.01.07

<sup>(4)</sup> A dormant eligibility set is an eligibility set which had no activity for over a year.

Tariff reference

05.01.08

Minimum collateral management fee

A monthly minimum servicing fee of EUR 1,000.00 applies per account of the Collateral Giver (excluding Re-use Accounts). If the total of all the above mentioned fees for the month is less than EUR 1,000.00, an additional charge is booked so that the minimum collateral management fees is reached.

<i>Example 1</i>	EUR
Collateral management servicing fee .....	800.00
Pledge holder fee .....	150.00
Maintenance fee on dormant eligibility sets .....	100.00
Total .....	1,050.00

In this case, your monthly servicing fee is above EUR 1,000.00 and therefore no minimum servicing fee applies.

<i>Example 2</i>	EUR
Collateral management servicing fee .....	800.00
Pledge holder fee .....	0.00
Maintenance fee on dormant eligibility sets .....	125.00
Total .....	925.00

In this case, your monthly servicing fee is below EUR 1,000.00. Therefore, an amount of EUR 75.00 is charged (i.e. the difference between your total for that month and the EUR 1,000 minimum monthly servicing fee).

Collateral transaction fees

05.03.07

- Margin call for non-cleared OTCD transactions..... 2.00
- Collateral movement for Collateral Portfolio transactions ..... 2.00

Unless otherwise agreed, these fees are charged to the Collateral Giver.

Tariff reference

Open Inventory Sourcing servicing fee

The Open Inventory Sourcing servicing fee is twofold and is based on:

05.02.02

- 1) 1.00 bp charged on a 360/360-day basis on the total daily EUR market value of securities rebalanced by the Open Inventory Sourcing service. The daily EUR market value is calculated per agent and per market across all Participants belonging to the same Family

05.02.03

- 2) a fixed monthly servicing fee of 3,900 EUR per market, instrument type (equities, debt instruments...) and account subscribed to the service

Settlement fees

Standard settlement fees <sup>(1)</sup> apply to securities transaction instructions processed in the context of collateral management in any of the following cases:

- in manual mode
- between Euroclear Bank's Securities Settlement System (SSS) and another SSS (under a Collateral Allocation Interface agreement or under a Triparty Interoperability Agreement)
- in relation to the security loan under the Triparty Securities Lending Service Level 1 Agreement

Unless agreed otherwise, this fee is charged to the Collateral Giver.

<sup>(1)</sup> For more details on the applicable standard settlement fees, please see the 'Settlement fees' section above.

Tariff reference

Custody fees

Relevant standard custody fees apply by reference to the country and instrument held in the account, based on the Business Unit and, where relevant, family depot value of the Participant charged.

For further details, please see the 'Custody fees' section.

Unless agreed otherwise:

- these fees are charged to the Collateral Giver and, in the case of re-use, to the initial Collateral Giver, and
- under a Collateral Allocation Interface agreement, these fees are charged to the holder of the collateral account.

Triweb collateral management reporting fee

The Euroclear Triweb collateral management reports are available for free, upon subscription on the Euroclear website.

Keying fee

05.04.02

For each triparty instruction sent in free format. . . . . 50.00

This keying fee is charged to the user thereof, the Collateral Giver or the Collateral Taker.

Pooling service option

No fees apply for the Pooling service option, available on subscription as part of DTCC Euroclear GlobalCollateral Ltd.'s Inventory Management Service (IMS).

- these fees are charged to the Collateral Giver and, in the case of re-use, to the initial Collateral Giver, and
- under a Collateral Allocation Interface agreement, these fees are charged to the holder of the collateral account.

# Interest rates and foreign exchange rates

---

## Credit interest on long cash balances

Euroclear Bank may charge credit interest on long cash balances. Interest rates can be negative and are determined based on market conditions and other criteria applying in an equal manner to all Participants.

## Debit interest on overdraft

Euroclear Bank charges debit interest on overdraft cash balances. Interest rates are determined based, on a credit risk assessment, market conditions and other criteria applying in an equal manner to all Participants.

## Pledged time deposit, foreign exchange

Euroclear Bank provides pledged time deposit, and foreign exchange services in relation to its settlement activities. In line with general banking practice, these services are provided at conditions that are established on a demand-by-demand basis integrating amongst other things, market conditions, credit rating, and Euroclear Bank's own treasury requirements.

## Penalty rate for funds preadvised but not received

In addition to any other interest charges, Euroclear Bank charges a penalty rate for funds preadvised but not received. The penalty rate results from the difference between the Euroclear Bank's debit conditions with its cash correspondents and Euroclear Bank's investment rate.

# Money transfer fees

## Tariff reference

### Processing fees <sup>(1)</sup>

<sup>(1)</sup> Book transfer or wire transfer instructions generated by the FundSettle platform to settle FundSettle orders are included in the FundSettle transaction fee.

06.01.01	• Book transfer .....	5.50
06.01.02	• Preadvice of funds .....	3.00

*Funds preadvised but not received are subject to a penalty rate <sup>(2)</sup>*

<sup>(2)</sup> Please refer to the section 'Interest rates and foreign exchange rates'

06.01.03	• Wire transfer/credit confirmation	
06.01.04	CAD, USD .....	8.00
06.01.05	AUD, CHF, DKK, EUR, GBP, HKD, NOK, NZD, SEK, SGD .....	11.50
	All other currencies .....	14.00

06.01.06	• Foreign exchange conversion	
06.01.07	ARS .....	120.00
	All other currencies .....	11.50

06.02.01	• Additional processing fees	
	<i>Use of SWIFT MT 103 with value OUR in :71A: <sup>(3)</sup></i> .....	25.00

<sup>(3)</sup> This fee applies to all payments made via an MT 103 that contain the value OUR in :71A:.  
It will be charged in addition to the fee charged for the processing of the relevant money transfer instruction.

## Tariff reference

### Cancellation fees

Upon cancellation of your cash instruction, you will be charged a cancellation fee instead of the processing fee listed above. The amount of this fee is the same as the processing fee.

### Reporting fees

*For each currency prepared for reporting <sup>(1)</sup>*

06.03.01	Opening cash position .....	0.28
----------	-----------------------------	------

<sup>(1)</sup> This is in addition to the standard communications fees (see 'Communications fees' section).

### Keying and repair fees

06.02.02	• Keying fee	
	<i>For each money transfer instruction sent in free format .....</i>	30.00
06.02.03	• Repair fee	
	<i>For each money transfer instruction sent by SWIFT, EasyWay or EUCLID that is not eligible for straight-through processing .....</i>	30.00

### Penalty fees

06.04.01	• Missing BO account number <sup>(1)</sup>	
	<i>For each credit confirmation instruction that does not contain a five-digit Euroclear Bank Cash Account number, Basic Bank Account Number (BBAN) or IBAN to identify you as beneficiary in the appropriate field .....</i>	30.00
	<sup>(1)</sup> Clients using the Account by default service - if you use a BIC to identify the beneficial owner in your credit confirmations, you will not be subject to the penalty fee before the service is discontinued.	
06.04.03	• Using unpublished cash correspondent	
	<i>For each credit confirmation instruction sent through an unpublished cash correspondent .....</i>	100.00

# Communications fees

## Tariff reference

### Reporting

Reporting fees (except for fees relating to reports/dashboard- see below) are charged as follows <sup>(1)</sup>:

<sup>(1)</sup> If you use both EasyWay and EUCLID/SWIFT, the EUCLID reported items required to synchronise your local database will not be charged.

#### EasyWay

08.01.01

#### EUCLID/ SWIFT/ Email

08.01.02

#### EasyWay

Reporting fees are based on the number of items prepared for dashboard view per month <sup>(3)</sup>

Items prepared for reporting per month	Rate (EUR)
≤ 50,000	0.050
50,001 - 200,000	0.045
200,001 - 500,000	0.037
500,001 - 1,000,000	0.030
1,000,001 - 1,500,000	0.020
> 1,500,000	0.012

#### EUCLID/ SWIFT/ Email <sup>(2)</sup>

Reporting fees are based on the number of items prepared for reporting per month <sup>(3)</sup>

Items prepared for reporting per month	Rate (EUR)
≤ 100,000	0.044
100,001 - 500,000	0.038
500,001 - 1,000,000	0.029
1,000,001 - 2,000,000	0.024
2,000,001 - 4,000,000	0.023
> 4,000,000	0.022

<sup>(2)</sup> For tax reporting only.

<sup>(3)</sup> Rates are calculated per item prepared across Business Unit.

*except for the following reports, when sent by post:*

08.01.04

Fees advice  
Interests scales  
Statement of transactions  
Securities Lending & Borrowing - Balances & Fees

€20 per report applicable as of 1 February 2019

Portfolio Valuation at year-end  
Cash Statement – Daily  
Cash Statement – Monthly  
Cash Movements – Daily  
Funds not received costs  
Interest rates  
Securities and Futures Authority

Free

## Tariff reference

### 08.01.05 For the consultation of EasyWay investor holding / transaction reports

Per report item ..... 1.00

### EUCLID inquiry

08.01.03 For each inquiry item ..... 0.28

### EasyFocus

08.01.06 Reporting fees are based on the number of instructions and allegations reported in EasyFocus <sup>(1)</sup>.

Items prepared for reporting per month	Rate (EUR)
= 1	500.00
2 - 5,000	0.50
5,001 - 10,000	0.25
10,001 - 25,000	0.20
> 25,001	0.10

<sup>(1)</sup> Rates are calculated per item reported across Business Unit.

### 08.01.08 Credit Reporting

Reporting fees are based on the number of requested reports in EasyWay

#### Real-time credit report

Aggregated unit reports per Business Unit/month	Rate (EUR)
0	5.0
51	3.0
251	1.0
501	0.5

### 08.01.09 Collateral Holdings report

Aggregated unit reports per Business Unit/month	Rate (EUR)
0	25.0
6	15.0
26	5.0
51	3.0

08.01.10 Credit impact report (EUR) ..... 25.00

## Tariff reference

## License fees

### EasyWay

Monthly subscription fee per Business Unit

covering EasyWay access for five users ..... 170.00

Additional users within a Business Unit are charged according to the sliding scale below:

Number of users	Fee per user (EUR/month)
0 - 5	0.00
6 - 10	30.00
11 - 50	20.00
51 - 250	10.00
> 250	5.00

08.03.01

### EUCLID Server

Monthly subscription fee – Covering the subscription fee for EUCLID and periodic updates to EUCLID Sever databases, software maintenance

and documentation updates ..... 720.00

08.03.03

### Smart cards

When ordered directly from Euroclear Bank:

- 08.03.04 Administrator smart card ..... 46.00
- 08.03.06 Smart card reader ..... 25.00
- 08.03.08 Red smart card ..... 8.55
- 08.03.09 Red smart card - type 930 ..... 10.17

If not ordered directly from Euroclear Bank, the fee is charged by the supplier.

### RSA SecurID hardware token

08.03.07 For each token ..... 120.00

# Data transportation fees

Tariff reference

## EUCLID

Leased line BT Radianz <sup>(1)</sup>

- Installation support (one-time charge)..... Direct billing
- Usage (monthly fee per port)..... Direct billing
- Standard support ..... Free

<sup>(1)</sup> Direct billing indicates that BT Radianz/BT Infonet will bill the Participants directly, as there is a separate contract between BT Radianz/BT Infonet and Participants.  
Prices are country dependent.

## SWIFT <sup>(2)</sup>

- 08.02.01 • Statement message ..... 0.032
- 08.02.02 • Other message ..... 0.076
- 08.02.03 • Urgent message with notification ..... 0.56

<sup>(2)</sup> Messages longer than the standard length will be charged proportionally.

Tariff reference

Minimum Account fees

09.01.01

- By account, per month:
  - standard Securities Clearance Account..... 110.00
  - standard Securities Clearance Account for the use of FundSettle services only..... Free
  - Inactive Standard <sup>(1)</sup> Securities Clearances Account for the use of FundSettle services only..... 110.00
  - New Issues Distribution accounts (both syndicated and non-syndicated)..... Free
  - account opened for Collateral Management purposes..... Free
  - Non-Deposit Account opened to hold shares registered in the Beneficial Owner's name ..... Free

09.01.01

- <sup>(1)</sup> Non active meaning a FundSettle account which does not generate standard FundSettle fees.
- By Business Unit, per month:
    - Participant exclusively using Euroclear Collateral Managements services as Collateral Takers ..... Free
    - All other Participants ..... 4,000.00

09.01.02

Minimum fees, both by account and by Business Unit, are applied as from the opening of any Euroclear Bank account.

If the total amount of fees to be debited for the month is less than the relevant minimum fee, an additional charge is booked so that the respective monthly minimum is reached.

Pledged account fees

The following fees are charged to the pledgor when the pledged account is opened for other purposes than collateral management.

09.02.01

09.02.02

- Single-pledgor pledged Account opening fee .....2,800.00
- Multi-pledgor pledged Account opening fee .....5,600.00

Tariff reference

Upon request services

Each report or request requiring special processing from us (e.g. audit confirmations, late triparty notices, incorrect or incomplete money transfer instructions, copies of statements, requests for archived data, etc.) will be charged with the following query fees:

08.04.01

08.04.06

08.04.07

08.04.08

08.04.01

08.04.03

- For each request (per initiated hour of work) <sup>(1)</sup> ..... 100.00
- Additional fee for certified copies of statement of account with apostille ..... 100.00
- Additional fee if report needs to be printed and posted ..... 100.00
- For each due diligence questionnaire request, the following fees will apply depending on the number of questions to be answered:

Number of questions	Total fee (EUR)
1 – 100	1,000.00
101 – 200	2,000.00
201 – 300	3,000.00
301 – 400	4,000.00
401 – 500	5,000.00
> 500	10,000.00

<sup>(1)</sup> In the context of CSDR Settlement discipline, we will charge an appeal processing fee of EUR 100 per initiated hour of work. The appeal processing fee will be charged after the appeal has been reviewed and decided upon by us or by the calculating CSD. This appeal processing fee will not be charged if, as a result of the appeal, the amount of the penalty giving rise to the appeal is corrected or removed.

Tariff reference

Pricing for client training

At request

08.04.09	• Bespoke (at client location) per day .....	1,500.00
08.04.10	• Online (private webinar) per two hours .....	250.00
Classroom (Public seminar) <sup>(1)</sup>		
08.04.11	• Per day, per attendance .....	300.00
08.04.11	• Per half day, per attendance .....	150.00
08.04.13	Public webinar, per computer <sup>(1)</sup> .....	75.00
	Digital self learning .....	Free

<sup>(1)</sup> Please note that in case of no-show, we reserve the right to charge the full price.

Fees to support migrating assets out of Euroclear Bank

- Assets held in Euroclear Bank other than in FundSettle . . . . . 2,500.00
- Assets held in FundSettle

Number of lines	Total fee (EUR)
≤ 1,000	5,000.00
1,001 - 3,000	10,000.00
> 3,000	20,000.00

- 10.03.01
- 10.03.02
- 10.03.03
- 10.04.01
- 10.04.03
- 10.04.04

Out-of-pocket expenses

Euroclear Bank will charge Participants for out-of-pocket expenses incurred on their behalf such as:

- use of telephone, fax or post
- shipping charges, and
- legal opinions

Tariff reference

- 11.01.01
- 11.01.02
- 11.02.01
- 11.02.02

Depository service fees for Depository Receipts (DRs)

Fees charged as compensation for the expenses incurred by the depository receipt agent (shareholder servicing and inspection fees) and transaction fees (conversion, issuance) are charged in a separate detailed invoice, the *Fees statement for depository receipt fees*.

The statement is sent to you on the 15th calendar day of each month (or the following day if not a Business Day) for booking and value date on the 22nd calendar day of the month (or the following day if not a Business Day).

Charges incurred in connection with new issues

ISIN allocation for short-term instruments:

10.02.EPIM

Automatic allocation through the European Pre-Issuance Messaging (EPIM) service

For the allocation of ISINs, both Dealers and Issuing and Paying Agents will be charged on a per message basis with a volume discount, as indicated below. The volume discount will be calculated on the basis of the aggregated number of messages across all instrument types, i.e. commercial paper, certificates of deposit and medium-term notes.

Issuances per day and per EPIM account	Total fee (EUR)
< 100	4 (2 messages at EUR 2 each)
101 - 200	3 (2 messages at EUR 1.5 each)
> 200	2 (2 messages at EUR 1 each)

For update, rejection, cancellation, HeartBeat and Beginning of Day messages, the sender of the message will be charged EUR 2 per message.

### Tariff reference

#### CSDR Settlement Discipline penalty engine cost recovery

For the recharge of the penalty mechanism development and maintenance costs the following tariff will apply:

##### 10.01.SDR

- EUR 100.00 per month, per standard Securities Clearance Account <sup>(1)</sup> with a maximum of 10 accounts per business unit

##### *Example*

- A business unit that has two standard securities clearance accounts will pay a fee of EUR 200 (2 x EUR 100).
- A business unit that has 28 standard securities clearance accounts will be charged a fee of EUR 1,000 (10 x EUR 100).

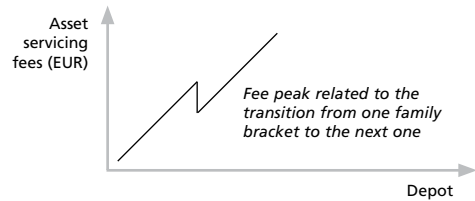
The fees resulting from applying the above-mentioned tariff will be considered in the calculation of monthly minimum account fees per account, as explained under section *Miscellaneous – Minimum Account fees*.

- <sup>(1)</sup> This tariff will not be applicable to Triparty, New Issues distribution and FundSettle accounts.

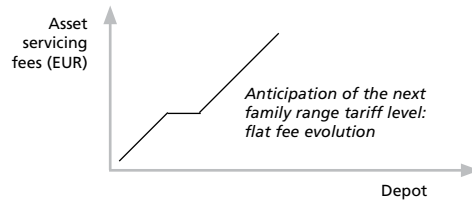
# Annex 1 – Transition from one family to another

A mechanism exists, whereby clients approaching the next family range start benefiting from the next family range tariff before actually reaching it. The mechanism works as illustrated below through the introduction of a tariff platform.

## Family concept without transition mechanism



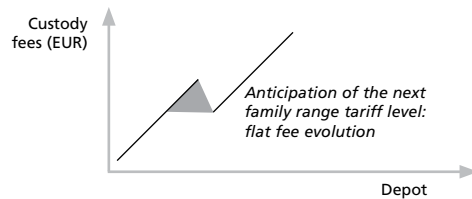
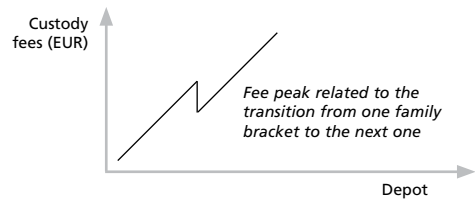
## Family concept with transition mechanism



In practice the fee for a depot in a specific instrument/market is calculated as the minimum of two fees:

1. A fee calculated normally using:
  - the depot in the specific instrument/market, and
  - the sliding scale corresponding to the family holding.
2. A fee calculated in a modified way using:
  - the depot in the specific instrument/market multiplied by a factor  $\lambda$ , where  $\lambda$  is the ratio between the actual family holding and the lower limit of the next family range, and
  - the sliding scale corresponding to the next family

This is further illustrated in the example below.



## Example of asset servicing fees calculation

### Transition to the next family range

This Annex builds on the example provided in the section on custody fees and details how fees may be reduced at the transition from one family range to the next one.

As a reminder, the example developed in the section on custody fees considers participant XYZ Bank, which is a fully owned subsidiary of XYZ Holdings Ltd.

The total XYZ Holding Ltd entities' depot (monthly average) in Euroclear Bank is EUR 8 billion.

XYZ Bank has a monthly average depot of EUR 2.7 billion in Market A bonds. The total XYZ Holdings Ltd. entities depot in Market A bonds is EUR 6.5 billion (including the EUR 2.7 billion of Bank XYZ).

Let us consider the same example, except that we assume this time that the total XYZ Holding Ltd. entities' depot (monthly average) in Euroclear Bank is EUR 9.5 billion, instead of EUR 8 billion.

This modification does not affect the calculation presented in the custody fees section and the asset servicing fees to be paid by XYZ Bank on their monthly average depot of EUR 2.7 billion in Market A bonds is EUR 21,773.08 (monthly fee).

The following steps show how to check whether a lower fee applies and how to determine its level. As we will see, a lower fee will apply in this case because the total family holding is close to the next family range.

1. Calculate the scaling factor  $\lambda$ , which is the ratio between the lower limit of the next family range (EUR 10 billion, as indicated on the tariff grid) and the actual family holding (EUR 9.5 billion in this example). In the case of XYZ Holdings Ltd.,  $\lambda$  is equal to 1.0526.
2. Check the next family depot range in the tariff schedule:  
(XYZ Holdings Ltd. total depot = EUR 9.5 billion, family range is EUR 5 billion to EUR 10 billion, next family range is EUR 10 billion to EUR 20 billion)

Aggregated Business Unit depot in Market A bonds (EUR million)			Family depot (EUR billion)			
			< 1	1-5	5-10	10-20
> 0	≤	550	1.50	1.30	1.15	1.05
550	-	1,100	1.15	1.10	1.05	0.95
1,100	-	5,500		1.00	0.95	0.85
5,500	-	11,000			0.90	0.80
11,000	-					0.78

3. Multiply the family depot in Market A bonds debt by  $\lambda$ :  
EUR 6.5 billion x 1.0526 = EUR 6.842 billion.
4. Check the rates charged in the next family range and apply them, based on the sliding scale, to the newly calculated family depot in international debt (EUR 6.842 billion).

Aggregated Business Unit depot in Market A bonds (EUR million)			Family depot (EUR billion)			
			< 1	1-5	5-10	10-20
> 0	≤	550	1.50	1.30	1.15	1.05
550	-	1,100	1.15	1.10	1.05	0.95
1,100	-	5,500		1.00	0.95	0.85
5,500	-	11,000			0.90	0.80
11,000	-					0.78

Depot (EUR million)	Unit fee (basis points per annum)	Annual fees (EUR)	Monthly fees (EUR)
550	1.05	57,750.00	4,812.50
550	0.95	52,250.00	4,354.17
4,400	0.85	374,000.00	31,166.67
1,342	0.80	107,368.42	8,947.37
6,842		591,368.42	49,280.70

5. Calculate an average basis point (bp) on the newly calculated volume  
EUR 591,368.42 / EUR 6.842 billion = 0.8643 bp per annum
6. Apply the average basis point to the newly calculated depot of Bank XYZ  
(EUR 2.7 billion x 1.0526) x 0.8643 bp = EUR 245,645.34 or a monthly fee of EUR 20,470.45
7. Compare the fee of point 6 with the original one (EUR 21,773.08) and take the minimum. In this example, the minimum fee is the revised one as the family is close to the next family range.

## Annex 2 – Tariff sheets

---

This Annex contains the following tariff sheets:

- Securities lending and borrowing
- International instruments
- All countries

- |  |                            |                              |
|--|----------------------------|------------------------------|
| • Argentina                              | • Germany                  | • The Philippines            |
| • Asia-Pacific                           | • Greece                   | • Poland                     |
| • Australia                              | • Hong Kong                | • Portugal                   |
| • Austria                                | • Hungary                  | • Romania                    |
| • Belgium                                | • Indonesia                | • Russia                     |
| • Brazil                                 | • Ireland                  | • Saudi Arabia               |
| • Canada                                 | • Israel                   | • Singapore                  |
| • Central and Eastern European countries | • Italy                    | • Slovak Republic            |
| • Chile                                  | • Japan                    | • Slovenia                   |
| • China                                  | • Latvia                   | • South Africa               |
| • Cyprus                                 | • Lithuania                | • Spain                      |
| • Czech Republic                         | • Luxembourg               | • Sweden                     |
| • Denmark                                | • Malaysia                 | • Switzerland                |
| • Estonia                                | • Mexico                   | • Taiwan                     |
| • Euroclear group countries              | • The Netherlands          | • Thailand                   |
| • ESES group countries                   | • New Zealand              | • Turkey                     |
| • European zone countries                | • North American countries | • United Arab Emirates (UAE) |
| • Finland                                | • Norway                   | • United Kingdom             |
| • France                                 | • Panama                   | • United States              |
|  | • Peru                     |                              |

# Securities lending and borrowing

## Securities lending Total lending % per annum

Instrument	Tariff reference	Description	
Domestic debt instruments	Standard <b>04.01.01</b>	Currency	Total lending % per annum
		AUD	1.665
		BRL	4.755
		CAD	2.005
		CHF	0.567
		CNY	2.000
		CZK	1.790
		DKK	1.271
		EUR <sup>(1)</sup>	1.505
		GBP	2.095
		HKD	2.380
		HUF	-
		ILS	2.000
		INR	2.000
		JPY	0.450
		KWD	-
		MXN	2.000
		MYR	1.087
		NOK	1.755
		NZD	2.255
		PHP	2.005
		PLN	2.555
		RON	2.000
		RUB	3.255
		SEK	1.330
		SGD	2.000
		TRY	24.505
		USD	2.170
		ZAR	3.568

## Securities borrowing Total lending % per annum

Instrument	Tariff reference	Description	
Domestic debt instruments	Standard <b>04.01.02</b>	Currency	Total borrowing % per annum
		AUD	2.915
		BRL	6.005
		CAD	3.255
		CHF	1.133
		CNY	3.250
		CZK	3.040
		DKK	2.521
		EUR <sup>(1)</sup>	2.755
		GBP	3.345
		HKD	3.630
		HUF	-
		ILS	3.250
		INR	3.250
		JPY	1.000
		KWD	-
		MXN	3.250
		MYR	2.173
		NOK	3.005
		NZD	3.505
		PHP	3.255
		PLN	3.805
		RON	3.250
		RUB	4.505
		SEK	2.580
		SGD	3.250
		TRY	25.755
		USD	3.420
		ZAR	4.818

<sup>(1)</sup> Securities denominated in EUR or in the former national currency of a Eurozone country, i.e. ATS, BEF, CYP, DEM, EEK, ESP, FIM, FRF, GRD, IEP, ITL, LVL, LTL, LUF, MTL, MCF, NLG, PTE, SIT, SML or SKK, VAL.

# Securities lending and borrowing *(continued)*

## Securities lending Total lending % per annum

Instrument	Tariff reference	Description	
International debt instruments	Standard <b>04.01.01</b>	Currency	Total lending % per annum
		AUD	1.665
		BRL	4.755
		CAD	2.005
		CHF	1.200
		CNY	2.000
		CZK	1.790
		DKK	1.271
		EUR	1.505
		GBP	2.095
		HKD	2.380
		HUF	3.130
		ILS	2.000
		INR	2.000
		JPY	1.200
		KWD	1.630
		MXN	2.000
		MYR	1.200
		NOK	1.755
		NZD	2.255
		PHP	2.005
		PLN	2.555
		RON	2.000
		RUB	3.255
		SEK	1.330
		SGD	2.000
		TRY	24.505
		USD	2.170
		ZAR	3.568

## Securities borrowing Total lending % per annum

Instrument	Tariff reference	Description	
International debt instruments	Standard <b>04.01.02</b>	Currency	Total borrowing % per annum
		AUD	2.915
		BRL	6.005
		CAD	3.255
		CHF	1.750
		CNY	3.250
		CZK	3.040
		DKK	2.521
		EUR	2.755
		GBP	3.345
		HKD	3.630
		HUF	4.380
		ILS	3.250
		INR	3.250
		JPY	1.750
		KWD	2.880
		MXN	3.250
		MYR	2.230
		NOK	3.005
		NZD	3.505
		PHP	3.255
		PLN	3.805
		RON	3.250
		RUB	4.505
		SEK	2.580
		SGD	3.250
		TRY	25.755
		USD	3.420
		ZAR	4.818

Fees are calculated for lent/borrowed positions outstanding at the End-of-Day SLB Processing (17:30) for all debt securities.  
Fees are calculated at an annual rate based on the Market Value of securities borrowed, plus accrued interest, if any.

# Securities lending and borrowing *(continued)*

## Securities lending Total lending % per annum

Instrument	Tariff reference	Description	
Equities and international ETFs	Standard <b>04.01.01</b>	Currency	Total lending % per annum
		AUD	1.665
		BRL	-
		CAD	-
		CHF	0.950
		CNY	2.000
		CZK	1.790
		DKK	1.271
		EUR	1.505
		GBP	2.095
		HKD	2.380
		HUF	3.130
		ILS	2.000
		INR	2.000
		JPY	0.950
		KWD	-
		MXN	2.000
		MYR	-
		NOK	1.755
		NZD	-
		PHP	-
		PLN	2.555
		RON	2.000
		RUB	-
		SEK	1.330
		SGD	2.000
		TRY	-
		USD	2.170
		ZAR	-

## Securities borrowing Total lending % per annum

Instrument	Tariff reference	Description	
Equities and international ETFs	Standard <b>04.01.02</b>	Currency	Total borrowing % per annum
		AUD	2.915
		BRL	-
		CAD	-
		CHF	1.750
		CNY	3.250
		CZK	3.040
		DKK	2.521
		EUR	2.755
		GBP	3.345
		HKD	3.630
		HUF	4.380
		ILS	3.250
		INR	3.250
		JPY	1.750
		KWD	-
		MXN	3.250
		MYR	-
		NOK	3.005
		NZD	-
		PHP	-
		PLN	3.805
		RON	3.250
		RUB	-
		SEK	2.580
		SGD	3.250
		TRY	-
		USD	3.420
		ZAR	-

<sup>(1)</sup> Securities denominated in EUR or in the former national currency of a Eurozone country, i.e. ATS, BEF, CYP, DEM, EEK, ESP, FIM, FRF, GRD, IEP, ITL, LVL, LTL, LUF, MTL, MCF, NLG, PTE, SIT, SML or SKK, VAL.

Fees are calculated for lent/borrowed positions outstanding at the End-of-Day SLB Processing (17:30) for all equities and international ETFs.

Fees are calculated at an annual rate based on the Market Value of securities borrowed.

www

# International instruments

## Settlement Marginal rates: EUR per settled instruction

Instrument	Tariff reference	Description																																																										
Debt instruments		<p>For the tariff applicable for the aggregated internal settlement volumes for debt instruments, equities and warrants across all countries, refer to the ‘All countries’ tariff sheet.</p> <p>The fee applicable to external settlement instructions and Bridge settlement instructions for debt instruments is set out in the tables below.</p> <div><div><div><div>External</div><div>01.03.INT1</div></div><div><div>External – DTC Fedwire and Bank One links</div><div>01.03.INT1DTC</div></div><div><div>External – Physical</div><div>01.03.IN1PH</div></div><div><div>Bridge</div><div>01.02.INT1</div></div></div><div><div><div>External<sup>(1)</sup></div><table><tr><th>Aggregated Business Unit instructions</th><th>Rate</th></tr><tr><td>≤ 50</td><td>56.00</td></tr><tr><td>51 - 250</td><td>28.00</td></tr><tr><td>251 - 500</td><td>23.00</td></tr><tr><td>501 - 1,000</td><td>14.00</td></tr><tr><td>&gt; 1,000</td><td>11.50</td></tr></table></div><div><div>Bridge</div><table><tr><th>Aggregated Business Unit instructions</th><th>Rate</th></tr><tr><td>≤ 100</td><td>2.85</td></tr><tr><td>101 - 1,000</td><td>1.25</td></tr><tr><td>1,001 - 5,000</td><td>1.20</td></tr><tr><td>5,001 - 10,000</td><td>1.15</td></tr><tr><td>&gt;10,000</td><td>1.10</td></tr></table></div></div><div><div><div><div>External</div><div>01.02.INT1</div></div><table><tr><th>Aggregated Business Unit instructions</th><th>Rate</th></tr><tr><td>DTC Fedwire and Bank One links</td><td>≤ 10 11 - 25 26 - 100 101 - 250 &gt; 250</td><td>17.00 14.00 12.50 11.50 10.00</td></tr><tr><td>Other domestic links</td><td colspan="2">See the relevant country tariff sheet</td></tr></table></div><div><p>For the fee applicable to destruction requests and external delivery instructions in physical securities deposited in Euroclear Belgium, refer to the ‘Physical settlement’ section in the ‘Belgium’ tariff sheet.</p></div></div></div> <div><div><div>External</div><div>01.03.INT2</div></div><div><div>Bridge</div><div>01.02.INT2</div></div></div> <div><div><div>External</div><table><tr><th>Aggregated Business Unit instructions</th><th>Rate</th></tr><tr><td>≤ 10</td><td>34.00</td></tr><tr><td>11 - 50</td><td>29.00</td></tr><tr><td>51 - 100</td><td>28.00</td></tr><tr><td>101 - 250</td><td>27.00</td></tr><tr><td>251 - 500</td><td>26.00</td></tr><tr><td>&gt; 500</td><td>25.00</td></tr></table></div><div><div>Bridge</div><table><tr><th>Aggregated Business Unit instructions</th><th>Rate</th></tr><tr><td>≤ 100</td><td>2.85</td></tr><tr><td>101 - 1,000</td><td>1.25</td></tr><tr><td>1,001 - 5,000</td><td>1.20</td></tr><tr><td>5,001 - 10,000</td><td>1.15</td></tr><tr><td>&gt;10,000</td><td>1.10</td></tr></table></div></div>	Aggregated Business Unit instructions	Rate	≤ 50	56.00	51 - 250	28.00	251 - 500	23.00	501 - 1,000	14.00	> 1,000	11.50	Aggregated Business Unit instructions	Rate	≤ 100	2.85	101 - 1,000	1.25	1,001 - 5,000	1.20	5,001 - 10,000	1.15	>10,000	1.10	Aggregated Business Unit instructions	Rate	DTC Fedwire and Bank One links	≤ 10 11 - 25 26 - 100 101 - 250 > 250	17.00 14.00 12.50 11.50 10.00	Other domestic links	See the relevant country tariff sheet		Aggregated Business Unit instructions	Rate	≤ 10	34.00	11 - 50	29.00	51 - 100	28.00	101 - 250	27.00	251 - 500	26.00	> 500	25.00	Aggregated Business Unit instructions	Rate	≤ 100	2.85	101 - 1,000	1.25	1,001 - 5,000	1.20	5,001 - 10,000	1.15	>10,000	1.10
Aggregated Business Unit instructions	Rate																																																											
≤ 50	56.00																																																											
51 - 250	28.00																																																											
251 - 500	23.00																																																											
501 - 1,000	14.00																																																											
> 1,000	11.50																																																											
Aggregated Business Unit instructions	Rate																																																											
≤ 100	2.85																																																											
101 - 1,000	1.25																																																											
1,001 - 5,000	1.20																																																											
5,001 - 10,000	1.15																																																											
>10,000	1.10																																																											
Aggregated Business Unit instructions	Rate																																																											
DTC Fedwire and Bank One links	≤ 10 11 - 25 26 - 100 101 - 250 > 250	17.00 14.00 12.50 11.50 10.00																																																										
Other domestic links	See the relevant country tariff sheet																																																											
Aggregated Business Unit instructions	Rate																																																											
≤ 10	34.00																																																											
11 - 50	29.00																																																											
51 - 100	28.00																																																											
101 - 250	27.00																																																											
251 - 500	26.00																																																											
> 500	25.00																																																											
Aggregated Business Unit instructions	Rate																																																											
≤ 100	2.85																																																											
101 - 1,000	1.25																																																											
1,001 - 5,000	1.20																																																											
5,001 - 10,000	1.15																																																											
>10,000	1.10																																																											

# International instruments *(continued)*

## Settlement Marginal rates: EUR per settled instruction *(continued)*

Instrument	Tariff reference	Description																																										
Depository receipts		<div>Internal</div> <div>For the tariff applicable for the aggregated internal settlement volumes for depository receipts across all countries, refer to the ‘All countries’ tariff sheet.</div>																																										
	<div>External</div> <div>01.03.INT4</div> <div>Bridge</div> <div>01.02.INT4</div>	<div>External</div> <table><thead><tr><th>Aggregated Business Unit instructions</th><th>Rate</th></tr></thead><tbody><tr><td>≤ 10</td><td>45.00</td></tr><tr><td>11 - 50</td><td>42.00</td></tr><tr><td>51 - 100</td><td>40.00</td></tr><tr><td>&gt; 100</td><td>36.00</td></tr></tbody></table> <div>Bridge</div> <table><thead><tr><th>Aggregated Business Unit instructions</th><th>Rate</th></tr></thead><tbody><tr><td>≤ 50</td><td>6.80</td></tr><tr><td>51 - 100</td><td>6.20</td></tr><tr><td>101 - 250</td><td>5.65</td></tr><tr><td>251 - 500</td><td>5.10</td></tr><tr><td>&gt; 500</td><td>4.80</td></tr></tbody></table>	Aggregated Business Unit instructions	Rate	≤ 10	45.00	11 - 50	42.00	51 - 100	40.00	> 100	36.00	Aggregated Business Unit instructions	Rate	≤ 50	6.80	51 - 100	6.20	101 - 250	5.65	251 - 500	5.10	> 500	4.80																				
Aggregated Business Unit instructions	Rate																																											
≤ 10	45.00																																											
11 - 50	42.00																																											
51 - 100	40.00																																											
> 100	36.00																																											
Aggregated Business Unit instructions	Rate																																											
≤ 50	6.80																																											
51 - 100	6.20																																											
101 - 250	5.65																																											
251 - 500	5.10																																											
> 500	4.80																																											
International ETPs (ETFs, ETCs, ETNs)	<div>Internal</div> <div>01.01.INT6</div> <div>Bridge</div> <div>01.02.INT6</div> <div>External</div> <div>01.03.INT6</div>	<div>Internal *</div> <table><thead><tr><th>Aggregated Business Unit instructions</th><th>Rate</th></tr></thead><tbody><tr><td>≤ 1,000</td><td>4.0</td></tr><tr><td>1,001 - 2,500</td><td>3.5</td></tr><tr><td>2,501 - 5,000</td><td>3.0</td></tr><tr><td>5,001 - 10,000</td><td>2.0</td></tr><tr><td>10,001 - 20,000</td><td>1.5</td></tr><tr><td>20,001 - 50,000</td><td>1.0</td></tr><tr><td>&gt; 50,000</td><td>0.5</td></tr></tbody></table> <div>Bridge</div> <table><thead><tr><th>Aggregated Business Unit instructions</th><th>Rate</th></tr></thead><tbody><tr><td>≤ 250</td><td>6.0</td></tr><tr><td>251 - 500</td><td>5.0</td></tr><tr><td>501 - 1,000</td><td>4.5</td></tr><tr><td>1,001 - 2,500</td><td>4.0</td></tr><tr><td>2,501 - 5,000</td><td>3.5</td></tr><tr><td>&gt; 5,000</td><td>3.0</td></tr></tbody></table> <div>External</div> <table><thead><tr><th>Aggregated Business Unit instructions</th><th>Rate</th></tr></thead><tbody><tr><td>≤ 25</td><td>40.00</td></tr><tr><td>26 - 50</td><td>34.00</td></tr><tr><td>51 - 100</td><td>28.00</td></tr><tr><td>101 - 250</td><td>17.00</td></tr><tr><td>&gt; 250</td><td>8.00</td></tr></tbody></table>	Aggregated Business Unit instructions	Rate	≤ 1,000	4.0	1,001 - 2,500	3.5	2,501 - 5,000	3.0	5,001 - 10,000	2.0	10,001 - 20,000	1.5	20,001 - 50,000	1.0	> 50,000	0.5	Aggregated Business Unit instructions	Rate	≤ 250	6.0	251 - 500	5.0	501 - 1,000	4.5	1,001 - 2,500	4.0	2,501 - 5,000	3.5	> 5,000	3.0	Aggregated Business Unit instructions	Rate	≤ 25	40.00	26 - 50	34.00	51 - 100	28.00	101 - 250	17.00	> 250	8.00
Aggregated Business Unit instructions	Rate																																											
≤ 1,000	4.0																																											
1,001 - 2,500	3.5																																											
2,501 - 5,000	3.0																																											
5,001 - 10,000	2.0																																											
10,001 - 20,000	1.5																																											
20,001 - 50,000	1.0																																											
> 50,000	0.5																																											
Aggregated Business Unit instructions	Rate																																											
≤ 250	6.0																																											
251 - 500	5.0																																											
501 - 1,000	4.5																																											
1,001 - 2,500	4.0																																											
2,501 - 5,000	3.5																																											
> 5,000	3.0																																											
Aggregated Business Unit instructions	Rate																																											
≤ 25	40.00																																											
26 - 50	34.00																																											
51 - 100	28.00																																											
101 - 250	17.00																																											
> 250	8.00																																											
	01.01.INT6CCP	<div>* This tariff does not apply to CCP activity of the CCPs and their instruction counterparties who are charged at the following scale:</div> <table><thead><tr><th>Aggregated Business Unit Instructions</th><th>Rate</th></tr></thead><tbody><tr><td>≤ 80,000</td><td>0.70</td></tr><tr><td>80,000 - 100,000</td><td>0.65</td></tr><tr><td>100,000 - 250,000</td><td>0.60</td></tr><tr><td>&gt; 250,000</td><td>0.50</td></tr></tbody></table>	Aggregated Business Unit Instructions	Rate	≤ 80,000	0.70	80,000 - 100,000	0.65	100,000 - 250,000	0.60	> 250,000	0.50																																
Aggregated Business Unit Instructions	Rate																																											
≤ 80,000	0.70																																											
80,000 - 100,000	0.65																																											
100,000 - 250,000	0.60																																											
> 250,000	0.50																																											

# International instruments *(continued)*

## Settlement Marginal rates: EUR per settled instruction *(continued)*

Instrument	Tariff reference	Description			
Warrants		Internal			
		For the tariff applicable for the aggregated internal settlement volumes for debt instruments, equities and warrants across all countries, refer to the 'All countries' tariff sheet.			
		External		Bridge	
	External				
	01.03.INT3				
	Bridge				
	01.02.INT3				

## International instruments *(continued)*

## Custody

Marginal rates: basis points per annum

Instrument	Tariff reference	Description																																																																																																																																																																																																											
International debt instruments issued in common depositary structure and Digitally Native Notes (DNNs)	02.01.INT1CUS	The total custody fees are charged according to the following scale that applies to the aggregated depot value for all international debt instruments (i.e. common depositary, US Regs, 144A and DNNs).																																																																																																																																																																																																											
		<table><tr><th>Aggregated Business Unit Depot (EUR million)</th><th colspan="16">Family depot (EUR billion)</th></tr><tr><th>≤ 1</th><th>1-5</th><th>5-10</th><th>10-20</th><th>20-45</th><th>45-65</th><th>65-110</th><th>110-170</th><th>170-250</th><th>250-350</th><th>350-450</th><th>450-600</th><th>600-750</th><th>750-900</th><th>900-1,200</th><th>&gt;1,200</th></tr><tr><td>&lt; 500</td><td>1.40</td><td>1.08</td><td>0.83</td><td>0.75</td><td>0.71</td><td>0.70</td><td>0.68</td><td>0.66</td><td>0.65</td><td>0.64</td><td>0.63</td><td>0.61</td><td>0.59</td><td>0.58</td><td>0.58</td><td>0.57</td></tr><tr><td>500 - 1,000</td><td>1.12</td><td>0.90</td><td>0.70</td><td>0.62</td><td>0.60</td><td>0.59</td><td>0.57</td><td>0.55</td><td>0.54</td><td>0.53</td><td>0.52</td><td>0.51</td><td>0.50</td><td>0.49</td><td>0.49</td><td>0.48</td></tr><tr><td>1,000 - 5,000</td><td></td><td>0.80</td><td>0.58</td><td>0.49</td><td>0.48</td><td>0.47</td><td>0.46</td><td>0.45</td><td>0.44</td><td>0.44</td><td>0.43</td><td>0.42</td><td>0.41</td><td>0.40</td><td>0.39</td><td>0.39</td></tr><tr><td>5,000 - 10,000</td><td></td><td></td><td>0.53</td><td>0.43</td><td>0.43</td><td>0.42</td><td>0.41</td><td>0.37</td><td>0.36</td><td>0.35</td><td>0.34</td><td>0.33</td><td>0.32</td><td>0.31</td><td>0.30</td><td>0.29</td></tr><tr><td>10,000 - 50,000</td><td></td><td></td><td></td><td>0.41</td><td>0.41</td><td>0.41</td><td>0.40</td><td>0.35</td><td>0.34</td><td>0.33</td><td>0.32</td><td>0.31</td><td>0.30</td><td>0.28</td><td>0.27</td><td>0.27</td></tr><tr><td>50,000 -100,000</td><td></td><td></td><td></td><td></td><td></td><td>0.38</td><td>0.37</td><td>0.32</td><td>0.31</td><td>0.30</td><td>0.29</td><td>0.28</td><td>0.27</td><td>0.25</td><td>0.24</td><td>0.23</td></tr><tr><td>100,000 -150,000</td><td></td><td></td><td></td><td></td><td></td><td></td><td>0.35</td><td>0.30</td><td>0.29</td><td>0.28</td><td>0.27</td><td>0.26</td><td>0.25</td><td>0.23</td><td>0.22</td><td>0.21</td></tr><tr><td>150,000 -250,000</td><td></td><td></td><td></td><td></td><td></td><td></td><td></td><td>0.29</td><td>0.28</td><td>0.27</td><td>0.26</td><td>0.25</td><td>0.24</td><td>0.22</td><td>0.21</td><td>0.20</td></tr><tr><td>250,000 -500,000</td><td></td><td></td><td></td><td></td><td></td><td></td><td></td><td></td><td></td><td>0.27</td><td>0.26</td><td>0.25</td><td>0.23</td><td>0.21</td><td>0.20</td><td>0.19</td></tr><tr><td>&gt;500,000</td><td></td><td></td><td></td><td></td><td></td><td></td><td></td><td></td><td></td><td></td><td></td><td>0.24</td><td>0.22</td><td>0.20</td><td>0.19</td><td>0.18</td></tr></table>	Aggregated Business Unit Depot (EUR million)	Family depot (EUR billion)																≤ 1	1-5	5-10	10-20	20-45	45-65	65-110	110-170	170-250	250-350	350-450	450-600	600-750	750-900	900-1,200	>1,200	< 500	1.40	1.08	0.83	0.75	0.71	0.70	0.68	0.66	0.65	0.64	0.63	0.61	0.59	0.58	0.58	0.57	500 - 1,000	1.12	0.90	0.70	0.62	0.60	0.59	0.57	0.55	0.54	0.53	0.52	0.51	0.50	0.49	0.49	0.48	1,000 - 5,000		0.80	0.58	0.49	0.48	0.47	0.46	0.45	0.44	0.44	0.43	0.42	0.41	0.40	0.39	0.39	5,000 - 10,000			0.53	0.43	0.43	0.42	0.41	0.37	0.36	0.35	0.34	0.33	0.32	0.31	0.30	0.29	10,000 - 50,000				0.41	0.41	0.41	0.40	0.35	0.34	0.33	0.32	0.31	0.30	0.28	0.27	0.27	50,000 -100,000						0.38	0.37	0.32	0.31	0.30	0.29	0.28	0.27	0.25	0.24	0.23	100,000 -150,000							0.35	0.30	0.29	0.28	0.27	0.26	0.25	0.23	0.22	0.21	150,000 -250,000								0.29	0.28	0.27	0.26	0.25	0.24	0.22	0.21	0.20	250,000 -500,000										0.27	0.26	0.25	0.23	0.21	0.20	0.19	>500,000												0.24	0.22	0.20	0.19	0.18
		Aggregated Business Unit Depot (EUR million)	Family depot (EUR billion)																																																																																																																																																																																																										
		≤ 1	1-5	5-10	10-20	20-45	45-65	65-110	110-170	170-250	250-350	350-450	450-600	600-750	750-900	900-1,200	>1,200																																																																																																																																																																																												
		< 500	1.40	1.08	0.83	0.75	0.71	0.70	0.68	0.66	0.65	0.64	0.63	0.61	0.59	0.58	0.58	0.57																																																																																																																																																																																											
		500 - 1,000	1.12	0.90	0.70	0.62	0.60	0.59	0.57	0.55	0.54	0.53	0.52	0.51	0.50	0.49	0.49	0.48																																																																																																																																																																																											
		1,000 - 5,000		0.80	0.58	0.49	0.48	0.47	0.46	0.45	0.44	0.44	0.43	0.42	0.41	0.40	0.39	0.39																																																																																																																																																																																											
		5,000 - 10,000			0.53	0.43	0.43	0.42	0.41	0.37	0.36	0.35	0.34	0.33	0.32	0.31	0.30	0.29																																																																																																																																																																																											
		10,000 - 50,000				0.41	0.41	0.41	0.40	0.35	0.34	0.33	0.32	0.31	0.30	0.28	0.27	0.27																																																																																																																																																																																											
		50,000 -100,000						0.38	0.37	0.32	0.31	0.30	0.29	0.28	0.27	0.25	0.24	0.23																																																																																																																																																																																											
100,000 -150,000							0.35	0.30	0.29	0.28	0.27	0.26	0.25	0.23	0.22	0.21																																																																																																																																																																																													
150,000 -250,000								0.29	0.28	0.27	0.26	0.25	0.24	0.22	0.21	0.20																																																																																																																																																																																													
250,000 -500,000										0.27	0.26	0.25	0.23	0.21	0.20	0.19																																																																																																																																																																																													
>500,000												0.24	0.22	0.20	0.19	0.18																																																																																																																																																																																													
02.01.INT1NOT 02.01.INT1CAM	02.01.INT1CAM	This includes the following fees:																																																																																																																																																																																																											
		<ul style="list-style-type: none"><li>Notary service fee, which is charged at 0.02 basis point</li></ul>																																																																																																																																																																																																											
		<ul style="list-style-type: none"><li>Central maintenance service fee, which are charged according to the following scale:</li></ul>																																																																																																																																																																																																											
		<table><tr><th>Aggregated Business Unit Depot (EUR million)</th><th>Rate</th></tr><tr><td>≤ 5,000</td><td>0.25</td></tr><tr><td>5,000 - 50,000</td><td>0.20</td></tr><tr><td>50,000 - 100,000</td><td>0.17</td></tr><tr><td>&gt; 100,000</td><td>0.15</td></tr></table>	Aggregated Business Unit Depot (EUR million)	Rate	≤ 5,000	0.25	5,000 - 50,000	0.20	50,000 - 100,000	0.17	> 100,000	0.15																																																																																																																																																																																																	
		Aggregated Business Unit Depot (EUR million)	Rate																																																																																																																																																																																																										
		≤ 5,000	0.25																																																																																																																																																																																																										
		5,000 - 50,000	0.20																																																																																																																																																																																																										
		50,000 - 100,000	0.17																																																																																																																																																																																																										
		> 100,000	0.15																																																																																																																																																																																																										
		02.01.INT1ASR	02.01.INT1ASR	<ul style="list-style-type: none"><li>Asset servicing fee, which is charged according to the following scale:</li></ul>																																																																																																																																																																																																									
<table><tr><th>Aggregated Business Unit Depot (EUR million)</th><th colspan="16">Family depot (EUR billion)</th></tr><tr><th>≤ 1</th><th>1-5</th><th>5-10</th><th>10-20</th><th>20-45</th><th>45-65</th><th>65-110</th><th>110-170</th><th>170-250</th><th>250-350</th><th>350-450</th><th>450-600</th><th>600-750</th><th>750-900</th><th>900-1,200</th><th>&gt;1,200</th></tr><tr><td>&lt; 500</td><td>1.13</td><td>0.81</td><td>0.56</td><td>0.48</td><td>0.44</td><td>0.43</td><td>0.41</td><td>0.39</td><td>0.38</td><td>0.37</td><td>0.36</td><td>0.34</td><td>0.32</td><td>0.31</td><td>0.31</td><td>0.30</td></tr><tr><td>500 - 1,000</td><td>0.85</td><td>0.63</td><td>0.43</td><td>0.35</td><td>0.33</td><td>0.32</td><td>0.30</td><td>0.28</td><td>0.27</td><td>0.26</td><td>0.25</td><td>0.24</td><td>0.23</td><td>0.22</td><td>0.22</td><td>0.21</td></tr><tr><td>1,000 - 5,000</td><td></td><td>0.53</td><td>0.31</td><td>0.22</td><td>0.21</td><td>0.20</td><td>0.19</td><td>0.18</td><td>0.17</td><td>0.17</td><td>0.16</td><td>0.15</td><td>0.14</td><td>0.13</td><td>0.12</td><td>0.12</td></tr><tr><td>5,000 - 10,000</td><td></td><td></td><td>0.31</td><td>0.21</td><td>0.21</td><td>0.20</td><td>0.19</td><td>0.15</td><td>0.14</td><td>0.13</td><td>0.12</td><td>0.11</td><td>0.10</td><td>0.09</td><td>0.08</td><td>0.07</td></tr><tr><td>10,000 - 50,000</td><td></td><td></td><td></td><td>0.21</td><td>0.19</td><td>0.19</td><td>0.18</td><td>0.13</td><td>0.12</td><td>0.11</td><td>0.10</td><td>0.09</td><td>0.08</td><td>0.06</td><td>0.05</td><td>0.05</td></tr><tr><td>50,000 -100,000</td><td></td><td></td><td></td><td></td><td></td><td>0.19</td><td>0.18</td><td>0.13</td><td>0.12</td><td>0.11</td><td>0.10</td><td>0.09</td><td>0.08</td><td>0.06</td><td>0.05</td><td>0.04</td></tr><tr><td>100,000 -150,000</td><td></td><td></td><td></td><td></td><td></td><td></td><td>0.18</td><td>0.13</td><td>0.12</td><td>0.11</td><td>0.10</td><td>0.09</td><td>0.08</td><td>0.06</td><td>0.05</td><td>0.04</td></tr><tr><td>150,000 -250,000</td><td></td><td></td><td></td><td></td><td></td><td></td><td></td><td>0.12</td><td>0.11</td><td>0.10</td><td>0.09</td><td>0.08</td><td>0.07</td><td>0.05</td><td>0.04</td><td>0.03</td></tr><tr><td>250,000 -500,000</td><td></td><td></td><td></td><td></td><td></td><td></td><td></td><td></td><td></td><td>0.10</td><td>0.09</td><td>0.08</td><td>0.06</td><td>0.04</td><td>0.03</td><td>0.02</td></tr><tr><td>&gt;500,000</td><td></td><td></td><td></td><td></td><td></td><td></td><td></td><td></td><td></td><td></td><td></td><td>0.07</td><td>0.05</td><td>0.03</td><td>0.02</td><td>0.01</td></tr></table>	Aggregated Business Unit Depot (EUR million)			Family depot (EUR billion)																≤ 1	1-5	5-10	10-20	20-45	45-65	65-110	110-170	170-250	250-350	350-450	450-600	600-750	750-900	900-1,200	>1,200	< 500	1.13	0.81	0.56	0.48	0.44	0.43	0.41	0.39	0.38	0.37	0.36	0.34	0.32	0.31	0.31	0.30	500 - 1,000	0.85	0.63	0.43	0.35	0.33	0.32	0.30	0.28	0.27	0.26	0.25	0.24	0.23	0.22	0.22	0.21	1,000 - 5,000		0.53	0.31	0.22	0.21	0.20	0.19	0.18	0.17	0.17	0.16	0.15	0.14	0.13	0.12	0.12	5,000 - 10,000			0.31	0.21	0.21	0.20	0.19	0.15	0.14	0.13	0.12	0.11	0.10	0.09	0.08	0.07	10,000 - 50,000				0.21	0.19	0.19	0.18	0.13	0.12	0.11	0.10	0.09	0.08	0.06	0.05	0.05	50,000 -100,000						0.19	0.18	0.13	0.12	0.11	0.10	0.09	0.08	0.06	0.05	0.04	100,000 -150,000							0.18	0.13	0.12	0.11	0.10	0.09	0.08	0.06	0.05	0.04	150,000 -250,000								0.12	0.11	0.10	0.09	0.08	0.07	0.05	0.04	0.03	250,000 -500,000										0.10	0.09	0.08	0.06	0.04	0.03	0.02	>500,000												0.07	0.05	0.03	0.02	0.01
Aggregated Business Unit Depot (EUR million)	Family depot (EUR billion)																																																																																																																																																																																																												
≤ 1	1-5			5-10	10-20	20-45	45-65	65-110	110-170	170-250	250-350	350-450	450-600	600-750	750-900	900-1,200	>1,200																																																																																																																																																																																												
< 500	1.13			0.81	0.56	0.48	0.44	0.43	0.41	0.39	0.38	0.37	0.36	0.34	0.32	0.31	0.31	0.30																																																																																																																																																																																											
500 - 1,000	0.85			0.63	0.43	0.35	0.33	0.32	0.30	0.28	0.27	0.26	0.25	0.24	0.23	0.22	0.22	0.21																																																																																																																																																																																											
1,000 - 5,000				0.53	0.31	0.22	0.21	0.20	0.19	0.18	0.17	0.17	0.16	0.15	0.14	0.13	0.12	0.12																																																																																																																																																																																											
5,000 - 10,000					0.31	0.21	0.21	0.20	0.19	0.15	0.14	0.13	0.12	0.11	0.10	0.09	0.08	0.07																																																																																																																																																																																											
10,000 - 50,000						0.21	0.19	0.19	0.18	0.13	0.12	0.11	0.10	0.09	0.08	0.06	0.05	0.05																																																																																																																																																																																											
50,000 -100,000								0.19	0.18	0.13	0.12	0.11	0.10	0.09	0.08	0.06	0.05	0.04																																																																																																																																																																																											
100,000 -150,000							0.18	0.13	0.12	0.11	0.10	0.09	0.08	0.06	0.05	0.04																																																																																																																																																																																													
150,000 -250,000								0.12	0.11	0.10	0.09	0.08	0.07	0.05	0.04	0.03																																																																																																																																																																																													
250,000 -500,000										0.10	0.09	0.08	0.06	0.04	0.03	0.02																																																																																																																																																																																													
>500,000												0.07	0.05	0.03	0.02	0.01																																																																																																																																																																																													

# International instruments *(continued)*

## Custody Marginal rates: basis points per annum *(continued)*

Instrument	Tariff reference	Description																																																																																																																																																																																																												
Other international debt, i.e. US Regs and 144A and DNNs	02.01.INT1CUS	The total custody fees are charged according to the following scale that applies to the aggregated depot value for all international debt instruments (i.e. US Regs, 144A, common depositary and DNNs).																																																																																																																																																																																																												
		<table><tr><th colspan="2">Aggregated Business</th><th colspan="15">Family depot (EUR billion)</th></tr><tr><th>Unit Depot (EUR million)</th><th>≤ 1</th><th>1-5</th><th>5-10</th><th>10-20</th><th>20-45</th><th>45-65</th><th>65-110</th><th>110-170</th><th>170-250</th><th>250-350</th><th>350-450</th><th>450-600</th><th>600-750</th><th>750-900</th><th>900-1,200</th><th>&gt;1,200</th></tr><tr><td>&lt; 500</td><td>1.40</td><td>1.08</td><td>0.83</td><td>0.75</td><td>0.71</td><td>0.70</td><td>0.68</td><td>0.66</td><td>0.65</td><td>0.64</td><td>0.63</td><td>0.61</td><td>0.59</td><td>0.58</td><td>0.58</td><td>0.57</td></tr><tr><td>500 - 1,000</td><td>1.12</td><td>0.90</td><td>0.70</td><td>0.62</td><td>0.60</td><td>0.59</td><td>0.57</td><td>0.55</td><td>0.54</td><td>0.53</td><td>0.52</td><td>0.51</td><td>0.50</td><td>0.49</td><td>0.49</td><td>0.48</td></tr><tr><td>1,000 - 5,000</td><td></td><td>0.80</td><td>0.58</td><td>0.49</td><td>0.48</td><td>0.47</td><td>0.46</td><td>0.45</td><td>0.44</td><td>0.44</td><td>0.43</td><td>0.42</td><td>0.41</td><td>0.40</td><td>0.39</td><td>0.39</td></tr><tr><td>5,000 - 10,000</td><td></td><td></td><td>0.53</td><td>0.43</td><td>0.43</td><td>0.42</td><td>0.41</td><td>0.37</td><td>0.36</td><td>0.35</td><td>0.34</td><td>0.33</td><td>0.32</td><td>0.31</td><td>0.30</td><td>0.29</td></tr><tr><td>10,000 - 50,000</td><td></td><td></td><td></td><td>0.41</td><td>0.41</td><td>0.41</td><td>0.40</td><td>0.35</td><td>0.34</td><td>0.33</td><td>0.32</td><td>0.31</td><td>0.30</td><td>0.28</td><td>0.27</td><td>0.27</td></tr><tr><td>50,000 -100,000</td><td></td><td></td><td></td><td></td><td></td><td>0.38</td><td>0.37</td><td>0.32</td><td>0.31</td><td>0.30</td><td>0.29</td><td>0.28</td><td>0.27</td><td>0.25</td><td>0.24</td><td>0.23</td></tr><tr><td>100,000 -150,000</td><td></td><td></td><td></td><td></td><td></td><td></td><td>0.35</td><td>0.30</td><td>0.29</td><td>0.28</td><td>0.27</td><td>0.26</td><td>0.25</td><td>0.23</td><td>0.22</td><td>0.21</td></tr><tr><td>150,000 -250,000</td><td></td><td></td><td></td><td></td><td></td><td></td><td></td><td>0.29</td><td>0.28</td><td>0.27</td><td>0.26</td><td>0.25</td><td>0.24</td><td>0.22</td><td>0.21</td><td>0.20</td></tr><tr><td>250,000 -500,000</td><td></td><td></td><td></td><td></td><td></td><td></td><td></td><td></td><td></td><td>0.27</td><td>0.26</td><td>0.25</td><td>0.23</td><td>0.21</td><td>0.20</td><td>0.19</td></tr><tr><td>&gt;500,000</td><td></td><td></td><td></td><td></td><td></td><td></td><td></td><td></td><td></td><td></td><td></td><td>0.24</td><td>0.22</td><td>0.20</td><td>0.19</td><td>0.18</td></tr></table>	Aggregated Business		Family depot (EUR billion)															Unit Depot (EUR million)	≤ 1	1-5	5-10	10-20	20-45	45-65	65-110	110-170	170-250	250-350	350-450	450-600	600-750	750-900	900-1,200	>1,200	< 500	1.40	1.08	0.83	0.75	0.71	0.70	0.68	0.66	0.65	0.64	0.63	0.61	0.59	0.58	0.58	0.57	500 - 1,000	1.12	0.90	0.70	0.62	0.60	0.59	0.57	0.55	0.54	0.53	0.52	0.51	0.50	0.49	0.49	0.48	1,000 - 5,000		0.80	0.58	0.49	0.48	0.47	0.46	0.45	0.44	0.44	0.43	0.42	0.41	0.40	0.39	0.39	5,000 - 10,000			0.53	0.43	0.43	0.42	0.41	0.37	0.36	0.35	0.34	0.33	0.32	0.31	0.30	0.29	10,000 - 50,000				0.41	0.41	0.41	0.40	0.35	0.34	0.33	0.32	0.31	0.30	0.28	0.27	0.27	50,000 -100,000						0.38	0.37	0.32	0.31	0.30	0.29	0.28	0.27	0.25	0.24	0.23	100,000 -150,000							0.35	0.30	0.29	0.28	0.27	0.26	0.25	0.23	0.22	0.21	150,000 -250,000								0.29	0.28	0.27	0.26	0.25	0.24	0.22	0.21	0.20	250,000 -500,000										0.27	0.26	0.25	0.23	0.21	0.20	0.19	>500,000												0.24	0.22	0.20	0.19	0.18
		Aggregated Business		Family depot (EUR billion)																																																																																																																																																																																																										
		Unit Depot (EUR million)	≤ 1	1-5	5-10	10-20	20-45	45-65	65-110	110-170	170-250	250-350	350-450	450-600	600-750	750-900	900-1,200	>1,200																																																																																																																																																																																												
		< 500	1.40	1.08	0.83	0.75	0.71	0.70	0.68	0.66	0.65	0.64	0.63	0.61	0.59	0.58	0.58	0.57																																																																																																																																																																																												
		500 - 1,000	1.12	0.90	0.70	0.62	0.60	0.59	0.57	0.55	0.54	0.53	0.52	0.51	0.50	0.49	0.49	0.48																																																																																																																																																																																												
		1,000 - 5,000		0.80	0.58	0.49	0.48	0.47	0.46	0.45	0.44	0.44	0.43	0.42	0.41	0.40	0.39	0.39																																																																																																																																																																																												
		5,000 - 10,000			0.53	0.43	0.43	0.42	0.41	0.37	0.36	0.35	0.34	0.33	0.32	0.31	0.30	0.29																																																																																																																																																																																												
		10,000 - 50,000				0.41	0.41	0.41	0.40	0.35	0.34	0.33	0.32	0.31	0.30	0.28	0.27	0.27																																																																																																																																																																																												
		50,000 -100,000						0.38	0.37	0.32	0.31	0.30	0.29	0.28	0.27	0.25	0.24	0.23																																																																																																																																																																																												
		100,000 -150,000							0.35	0.30	0.29	0.28	0.27	0.26	0.25	0.23	0.22	0.21																																																																																																																																																																																												
		150,000 -250,000								0.29	0.28	0.27	0.26	0.25	0.24	0.22	0.21	0.20																																																																																																																																																																																												
		250,000 -500,000										0.27	0.26	0.25	0.23	0.21	0.20	0.19																																																																																																																																																																																												
>500,000												0.24	0.22	0.20	0.19	0.18																																																																																																																																																																																														
Depositary receipts	02.01.INT4CUS	<table><tr><th colspan="2">Aggregated Business</th><th colspan="10">Family depot (EUR billion)</th></tr><tr><th>Unit Depot (EUR million)</th><th>≤ 1</th><th>1-5</th><th>5-10</th><th>10-20</th><th>20-45</th><th>45-65</th><th>65-110</th><th>110-170</th><th>170-250</th><th>250-350</th><th>&gt;350</th></tr><tr><td>&lt; 25</td><td>2.70</td><td>2.65</td><td>2.60</td><td>2.55</td><td>2.50</td><td>2.45</td><td>2.40</td><td>2.35</td><td>2.30</td><td>2.00</td><td>1.60</td></tr><tr><td>25 - 55</td><td>2.45</td><td>2.30</td><td>2.15</td><td>2.10</td><td>2.05</td><td>2.00</td><td>1.95</td><td>1.90</td><td>1.85</td><td>1.65</td><td>1.30</td></tr><tr><td>55 - 110</td><td>2.20</td><td>2.10</td><td>2.05</td><td>2.00</td><td>1.95</td><td>1.90</td><td>1.85</td><td>1.80</td><td>1.75</td><td>1.55</td><td>1.20</td></tr><tr><td>110 - 275</td><td>2.05</td><td>2.00</td><td>1.95</td><td>1.90</td><td>1.85</td><td>1.80</td><td>1.75</td><td>1.70</td><td>1.65</td><td>1.45</td><td>1.10</td></tr><tr><td>275 - 550</td><td>2.00</td><td>1.95</td><td>1.90</td><td>1.85</td><td>1.80</td><td>1.75</td><td>1.70</td><td>1.65</td><td>1.60</td><td>1.40</td><td>1.00</td></tr><tr><td>&gt; 550</td><td>1.95</td><td>1.90</td><td>1.85</td><td>1.80</td><td>1.75</td><td>1.70</td><td>1.65</td><td>1.60</td><td>1.55</td><td>1.30</td><td>0.85</td></tr></table>	Aggregated Business		Family depot (EUR billion)										Unit Depot (EUR million)	≤ 1	1-5	5-10	10-20	20-45	45-65	65-110	110-170	170-250	250-350	>350	< 25	2.70	2.65	2.60	2.55	2.50	2.45	2.40	2.35	2.30	2.00	1.60	25 - 55	2.45	2.30	2.15	2.10	2.05	2.00	1.95	1.90	1.85	1.65	1.30	55 - 110	2.20	2.10	2.05	2.00	1.95	1.90	1.85	1.80	1.75	1.55	1.20	110 - 275	2.05	2.00	1.95	1.90	1.85	1.80	1.75	1.70	1.65	1.45	1.10	275 - 550	2.00	1.95	1.90	1.85	1.80	1.75	1.70	1.65	1.60	1.40	1.00	> 550	1.95	1.90	1.85	1.80	1.75	1.70	1.65	1.60	1.55	1.30	0.85																																																																																																												
		Aggregated Business		Family depot (EUR billion)																																																																																																																																																																																																										
		Unit Depot (EUR million)	≤ 1	1-5	5-10	10-20	20-45	45-65	65-110	110-170	170-250	250-350	>350																																																																																																																																																																																																	
		< 25	2.70	2.65	2.60	2.55	2.50	2.45	2.40	2.35	2.30	2.00	1.60																																																																																																																																																																																																	
		25 - 55	2.45	2.30	2.15	2.10	2.05	2.00	1.95	1.90	1.85	1.65	1.30																																																																																																																																																																																																	
		55 - 110	2.20	2.10	2.05	2.00	1.95	1.90	1.85	1.80	1.75	1.55	1.20																																																																																																																																																																																																	
		110 - 275	2.05	2.00	1.95	1.90	1.85	1.80	1.75	1.70	1.65	1.45	1.10																																																																																																																																																																																																	
		275 - 550	2.00	1.95	1.90	1.85	1.80	1.75	1.70	1.65	1.60	1.40	1.00																																																																																																																																																																																																	
		> 550	1.95	1.90	1.85	1.80	1.75	1.70	1.65	1.60	1.55	1.30	0.85																																																																																																																																																																																																	
		02.01.INT4CAM 02.01.INT4ASR	<p>The above scale corresponds to the total custody fees that include:</p> <ul style="list-style-type: none"><li>Central maintenance service fees, which are charged at 0.25 basis points</li><li>Asset servicing fees, which are charged according to the following scale:</li></ul> <table><tr><th colspan="2">Aggregated Business</th><th colspan="10">Family depot (EUR billion)</th></tr><tr><th>Unit Depot (EUR million)</th><th>≤ 1</th><th>1-5</th><th>5-10</th><th>10-20</th><th>20-45</th><th>45-65</th><th>65-110</th><th>110-170</th><th>170-250</th><th>250-350</th><th>&gt;350</th></tr><tr><td>&lt; 25</td><td>2.45</td><td>2.40</td><td>2.35</td><td>2.30</td><td>2.25</td><td>2.20</td><td>2.15</td><td>2.10</td><td>2.05</td><td>1.74</td><td>1.35</td></tr><tr><td>25 - 55</td><td>2.20</td><td>2.05</td><td>1.90</td><td>1.85</td><td>1.80</td><td>1.75</td><td>1.70</td><td>1.65</td><td>1.60</td><td>1.40</td><td>1.05</td></tr><tr><td>55 - 110</td><td>1.95</td><td>1.85</td><td>1.80</td><td>1.75</td><td>1.70</td><td>1.65</td><td>1.60</td><td>1.55</td><td>1.50</td><td>1.30</td><td>.95</td></tr><tr><td>110 - 275</td><td>1.80</td><td>1.75</td><td>1.70</td><td>1.65</td><td>1.60</td><td>1.55</td><td>1.50</td><td>1.45</td><td>1.40</td><td>1.20</td><td>0.85</td></tr><tr><td>275 - 550</td><td>1.75</td><td>1.70</td><td>1.65</td><td>1.60</td><td>1.55</td><td>1.50</td><td>1.45</td><td>1.40</td><td>1.35</td><td>1.15</td><td>0.75</td></tr><tr><td>&gt; 550</td><td>1.70</td><td>1.65</td><td>1.60</td><td>1.55</td><td>1.50</td><td>1.45</td><td>1.40</td><td>1.35</td><td>1.30</td><td>1.05</td><td>0.60</td></tr></table>	Aggregated Business		Family depot (EUR billion)										Unit Depot (EUR million)	≤ 1	1-5	5-10	10-20	20-45	45-65	65-110	110-170	170-250	250-350	>350	< 25	2.45	2.40	2.35	2.30	2.25	2.20	2.15	2.10	2.05	1.74	1.35	25 - 55	2.20	2.05	1.90	1.85	1.80	1.75	1.70	1.65	1.60	1.40	1.05	55 - 110	1.95	1.85	1.80	1.75	1.70	1.65	1.60	1.55	1.50	1.30	.95	110 - 275	1.80	1.75	1.70	1.65	1.60	1.55	1.50	1.45	1.40	1.20	0.85	275 - 550	1.75	1.70	1.65	1.60	1.55	1.50	1.45	1.40	1.35	1.15	0.75	> 550	1.70	1.65	1.60	1.55	1.50	1.45	1.40	1.35	1.30	1.05	0.60																																																																																																											
			Aggregated Business		Family depot (EUR billion)																																																																																																																																																																																																									
			Unit Depot (EUR million)	≤ 1	1-5	5-10	10-20	20-45	45-65	65-110	110-170	170-250	250-350	>350																																																																																																																																																																																																
			< 25	2.45	2.40	2.35	2.30	2.25	2.20	2.15	2.10	2.05	1.74	1.35																																																																																																																																																																																																
25 - 55	2.20		2.05	1.90	1.85	1.80	1.75	1.70	1.65	1.60	1.40	1.05																																																																																																																																																																																																		
55 - 110	1.95		1.85	1.80	1.75	1.70	1.65	1.60	1.55	1.50	1.30	.95																																																																																																																																																																																																		
110 - 275	1.80		1.75	1.70	1.65	1.60	1.55	1.50	1.45	1.40	1.20	0.85																																																																																																																																																																																																		
275 - 550	1.75		1.70	1.65	1.60	1.55	1.50	1.45	1.40	1.35	1.15	0.75																																																																																																																																																																																																		
> 550	1.70		1.65	1.60	1.55	1.50	1.45	1.40	1.35	1.30	1.05	0.60																																																																																																																																																																																																		

# International instruments *(continued)*

## Custody Marginal rates: basis points per annum *(continued)*

Instrument	Tariff reference	Description																																																																																																																																																																																																																																																																																																										
Equities	02.01.INT2CUS	<table><tr><th colspan="2">Aggregated Business</th><th colspan="9">Family depot (EUR billion)</th></tr><tr><th colspan="2">Unit Depot</th><th>≤ 1</th><th>1-5</th><th>5-10</th><th>10-20</th><th>20-45</th><th>45-65</th><th>65-110</th><th>110-170</th><th>&gt;170</th></tr><tr><th colspan="2">(EUR million)</th><th></th><th></th><th></th><th></th><th></th><th></th><th></th><th></th><th></th></tr><tr><td>&lt;</td><td>25</td><td>2.80</td><td>2.70</td><td>2.60</td><td>2.50</td><td>2.40</td><td>2.30</td><td>2.20</td><td>2.10</td><td>2.00</td></tr><tr><td>25 -</td><td>55</td><td>2.50</td><td>2.40</td><td>2.30</td><td>2.20</td><td>2.10</td><td>2.00</td><td>1.90</td><td>1.80</td><td>1.70</td></tr><tr><td>55 -</td><td>110</td><td>2.20</td><td>2.10</td><td>2.00</td><td>1.90</td><td>1.80</td><td>1.70</td><td>1.60</td><td>1.55</td><td>1.50</td></tr><tr><td>110 -</td><td>275</td><td>1.90</td><td>1.80</td><td>1.75</td><td>1.70</td><td>1.65</td><td>1.60</td><td>1.55</td><td>1.50</td><td>1.30</td></tr><tr><td>275 -</td><td>550</td><td>1.80</td><td>1.75</td><td>1.70</td><td>1.65</td><td>1.60</td><td>1.55</td><td>1.50</td><td>1.45</td><td>1.10</td></tr><tr><td>550 -</td><td>1,100</td><td>1.30</td><td>1.25</td><td>1.20</td><td>1.15</td><td>1.10</td><td>1.05</td><td>1.00</td><td>0.95</td><td>0.90</td></tr><tr><td>1,100 -</td><td>2,000</td><td></td><td>1.05</td><td>1.00</td><td>0.95</td><td>0.90</td><td>0.85</td><td>0.80</td><td>0.75</td><td>0.70</td></tr><tr><td>2,000 -</td><td>3,500</td><td></td><td>0.85</td><td>0.80</td><td>0.75</td><td>0.70</td><td>0.65</td><td>0.60</td><td>0.55</td><td>0.50</td></tr><tr><td>3,500 -</td><td>5,000</td><td></td><td>0.75</td><td>0.70</td><td>0.65</td><td>0.60</td><td>0.55</td><td>0.50</td><td>0.45</td><td>0.40</td></tr><tr><td>&gt;</td><td>5,000</td><td></td><td></td><td>0.60</td><td>0.55</td><td>0.50</td><td>0.45</td><td>0.40</td><td>0.35</td><td>0.30</td></tr></table> <p>The above scale corresponds to the total custody fees that include:</p> <ul style="list-style-type: none"><li>Central maintenance service fees, which are charged according to the following scale:</li></ul> <table><tr><th colspan="2">Aggregated Business</th><th>Rate</th></tr><tr><th colspan="2">Unit Depot</th><th></th></tr><tr><td>≤</td><td>5,000</td><td>0.25</td></tr><tr><td>&gt;</td><td>5,000</td><td>0.20</td></tr></table> <p>• Asset servicing fees, which are charged according to the following scale:</p> <table><tr><th colspan="2">Aggregated Business</th><th colspan="9">Family depot (EUR billion)</th></tr><tr><th colspan="2">Unit Depot</th><th>≤ 1</th><th>1-5</th><th>5-10</th><th>10-20</th><th>20-45</th><th>45-65</th><th>65-110</th><th>110-170</th><th>&gt;170</th></tr><tr><th colspan="2">(EUR million)</th><th></th><th></th><th></th><th></th><th></th><th></th><th></th><th></th><th></th></tr><tr><td>&lt;</td><td>25</td><td>2.55</td><td>2.45</td><td>2.35</td><td>2.25</td><td>2.15</td><td>2.05</td><td>1.95</td><td>1.85</td><td>1.75</td></tr><tr><td>25 -</td><td>55</td><td>2.25</td><td>2.15</td><td>2.05</td><td>1.95</td><td>1.85</td><td>1.75</td><td>1.65</td><td>1.55</td><td>1.45</td></tr><tr><td>55 -</td><td>110</td><td>1.95</td><td>1.85</td><td>1.75</td><td>1.65</td><td>1.55</td><td>1.45</td><td>1.35</td><td>1.30</td><td>1.25</td></tr><tr><td>110 -</td><td>275</td><td>1.65</td><td>1.55</td><td>1.50</td><td>1.45</td><td>1.40</td><td>1.35</td><td>1.30</td><td>1.25</td><td>1.05</td></tr><tr><td>275 -</td><td>550</td><td>1.55</td><td>1.50</td><td>1.45</td><td>1.40</td><td>1.35</td><td>1.30</td><td>1.25</td><td>1.20</td><td>0.85</td></tr><tr><td>550 -</td><td>1,100</td><td>1.05</td><td>1.00</td><td>0.95</td><td>0.90</td><td>0.85</td><td>0.80</td><td>0.75</td><td>0.70</td><td>0.65</td></tr><tr><td>1,100 -</td><td>2,000</td><td></td><td>0.80</td><td>0.75</td><td>0.70</td><td>0.65</td><td>0.60</td><td>0.55</td><td>0.50</td><td>0.45</td></tr><tr><td>2,000 -</td><td>3,500</td><td></td><td>0.60</td><td>0.55</td><td>0.50</td><td>0.45</td><td>0.40</td><td>0.35</td><td>0.30</td><td>0.25</td></tr><tr><td>3,500 -</td><td>5,000</td><td></td><td>0.50</td><td>0.45</td><td>0.40</td><td>0.35</td><td>0.30</td><td>0.25</td><td>0.20</td><td>0.15</td></tr><tr><td>&gt;</td><td>5,000</td><td></td><td></td><td>0.40</td><td>0.35</td><td>0.30</td><td>0.25</td><td>0.20</td><td>0.15</td><td>0.10</td></tr></table>	Aggregated Business		Family depot (EUR billion)									Unit Depot		≤ 1	1-5	5-10	10-20	20-45	45-65	65-110	110-170	>170	(EUR million)											<	25	2.80	2.70	2.60	2.50	2.40	2.30	2.20	2.10	2.00	25 -	55	2.50	2.40	2.30	2.20	2.10	2.00	1.90	1.80	1.70	55 -	110	2.20	2.10	2.00	1.90	1.80	1.70	1.60	1.55	1.50	110 -	275	1.90	1.80	1.75	1.70	1.65	1.60	1.55	1.50	1.30	275 -	550	1.80	1.75	1.70	1.65	1.60	1.55	1.50	1.45	1.10	550 -	1,100	1.30	1.25	1.20	1.15	1.10	1.05	1.00	0.95	0.90	1,100 -	2,000		1.05	1.00	0.95	0.90	0.85	0.80	0.75	0.70	2,000 -	3,500		0.85	0.80	0.75	0.70	0.65	0.60	0.55	0.50	3,500 -	5,000		0.75	0.70	0.65	0.60	0.55	0.50	0.45	0.40	>	5,000			0.60	0.55	0.50	0.45	0.40	0.35	0.30	Aggregated Business		Rate	Unit Depot			≤	5,000	0.25	>	5,000	0.20	Aggregated Business		Family depot (EUR billion)									Unit Depot		≤ 1	1-5	5-10	10-20	20-45	45-65	65-110	110-170	>170	(EUR million)											<	25	2.55	2.45	2.35	2.25	2.15	2.05	1.95	1.85	1.75	25 -	55	2.25	2.15	2.05	1.95	1.85	1.75	1.65	1.55	1.45	55 -	110	1.95	1.85	1.75	1.65	1.55	1.45	1.35	1.30	1.25	110 -	275	1.65	1.55	1.50	1.45	1.40	1.35	1.30	1.25	1.05	275 -	550	1.55	1.50	1.45	1.40	1.35	1.30	1.25	1.20	0.85	550 -	1,100	1.05	1.00	0.95	0.90	0.85	0.80	0.75	0.70	0.65	1,100 -	2,000		0.80	0.75	0.70	0.65	0.60	0.55	0.50	0.45	2,000 -	3,500		0.60	0.55	0.50	0.45	0.40	0.35	0.30	0.25	3,500 -	5,000		0.50	0.45	0.40	0.35	0.30	0.25	0.20	0.15	>	5,000			0.40	0.35	0.30	0.25	0.20	0.15	0.10
Aggregated Business		Family depot (EUR billion)																																																																																																																																																																																																																																																																																																										
Unit Depot		≤ 1	1-5	5-10	10-20	20-45	45-65	65-110	110-170	>170																																																																																																																																																																																																																																																																																																		
(EUR million)																																																																																																																																																																																																																																																																																																												
<	25	2.80	2.70	2.60	2.50	2.40	2.30	2.20	2.10	2.00																																																																																																																																																																																																																																																																																																		
25 -	55	2.50	2.40	2.30	2.20	2.10	2.00	1.90	1.80	1.70																																																																																																																																																																																																																																																																																																		
55 -	110	2.20	2.10	2.00	1.90	1.80	1.70	1.60	1.55	1.50																																																																																																																																																																																																																																																																																																		
110 -	275	1.90	1.80	1.75	1.70	1.65	1.60	1.55	1.50	1.30																																																																																																																																																																																																																																																																																																		
275 -	550	1.80	1.75	1.70	1.65	1.60	1.55	1.50	1.45	1.10																																																																																																																																																																																																																																																																																																		
550 -	1,100	1.30	1.25	1.20	1.15	1.10	1.05	1.00	0.95	0.90																																																																																																																																																																																																																																																																																																		
1,100 -	2,000		1.05	1.00	0.95	0.90	0.85	0.80	0.75	0.70																																																																																																																																																																																																																																																																																																		
2,000 -	3,500		0.85	0.80	0.75	0.70	0.65	0.60	0.55	0.50																																																																																																																																																																																																																																																																																																		
3,500 -	5,000		0.75	0.70	0.65	0.60	0.55	0.50	0.45	0.40																																																																																																																																																																																																																																																																																																		
>	5,000			0.60	0.55	0.50	0.45	0.40	0.35	0.30																																																																																																																																																																																																																																																																																																		
Aggregated Business		Rate																																																																																																																																																																																																																																																																																																										
Unit Depot																																																																																																																																																																																																																																																																																																												
≤	5,000	0.25																																																																																																																																																																																																																																																																																																										
>	5,000	0.20																																																																																																																																																																																																																																																																																																										
Aggregated Business		Family depot (EUR billion)																																																																																																																																																																																																																																																																																																										
Unit Depot		≤ 1	1-5	5-10	10-20	20-45	45-65	65-110	110-170	>170																																																																																																																																																																																																																																																																																																		
(EUR million)																																																																																																																																																																																																																																																																																																												
<	25	2.55	2.45	2.35	2.25	2.15	2.05	1.95	1.85	1.75																																																																																																																																																																																																																																																																																																		
25 -	55	2.25	2.15	2.05	1.95	1.85	1.75	1.65	1.55	1.45																																																																																																																																																																																																																																																																																																		
55 -	110	1.95	1.85	1.75	1.65	1.55	1.45	1.35	1.30	1.25																																																																																																																																																																																																																																																																																																		
110 -	275	1.65	1.55	1.50	1.45	1.40	1.35	1.30	1.25	1.05																																																																																																																																																																																																																																																																																																		
275 -	550	1.55	1.50	1.45	1.40	1.35	1.30	1.25	1.20	0.85																																																																																																																																																																																																																																																																																																		
550 -	1,100	1.05	1.00	0.95	0.90	0.85	0.80	0.75	0.70	0.65																																																																																																																																																																																																																																																																																																		
1,100 -	2,000		0.80	0.75	0.70	0.65	0.60	0.55	0.50	0.45																																																																																																																																																																																																																																																																																																		
2,000 -	3,500		0.60	0.55	0.50	0.45	0.40	0.35	0.30	0.25																																																																																																																																																																																																																																																																																																		
3,500 -	5,000		0.50	0.45	0.40	0.35	0.30	0.25	0.20	0.15																																																																																																																																																																																																																																																																																																		
>	5,000			0.40	0.35	0.30	0.25	0.20	0.15	0.10																																																																																																																																																																																																																																																																																																		

# International instruments *(continued)*

## Custody Marginal rates: basis points per annum *(continued)*

Instrument	Tariff reference	Description																																																																																																																							
International ETPs (ETFs, ETCs, ETNs)	02.01.INT6CUS	<table><tr><th rowspan="2">Aggregated Business Unit Depot (EUR million)</th><th colspan="11">Family depot (EUR billion)</th></tr><tr><th>≤ 1</th><th>1-5</th><th>5-10</th><th>10-20</th><th>20-45</th><th>45-65</th><th>65-110</th><th>110-170</th><th>170-250</th><th>250-350</th><th>&gt;350</th></tr><tr><td>&lt; 500</td><td>1.50</td><td>1.48</td><td>1.46</td><td>1.44</td><td>1.42</td><td>1.40</td><td>1.38</td><td>1.36</td><td>1.34</td><td>1.32</td><td>1.30</td></tr><tr><td>500 - 1,000</td><td>1.40</td><td>1.38</td><td>1.36</td><td>1.34</td><td>1.32</td><td>1.30</td><td>1.28</td><td>1.26</td><td>1.24</td><td>1.22</td><td>1.20</td></tr><tr><td>1,000 - 2,500</td><td></td><td>1.28</td><td>1.26</td><td>1.24</td><td>1.22</td><td>1.20</td><td>1.18</td><td>1.16</td><td>1.14</td><td>1.12</td><td>1.10</td></tr><tr><td>2,500 - 5,000</td><td></td><td>1.18</td><td>1.16</td><td>1.14</td><td>1.12</td><td>1.10</td><td>1.08</td><td>1.06</td><td>1.04</td><td>1.02</td><td>1.00</td></tr><tr><td>5,000 - 10,000</td><td></td><td></td><td>1.06</td><td>1.04</td><td>1.02</td><td>1.00</td><td>0.98</td><td>0.96</td><td>0.94</td><td>0.92</td><td>0.90</td></tr><tr><td>10,000 - 15,000</td><td></td><td></td><td></td><td>0.94</td><td>0.92</td><td>0.90</td><td>0.88</td><td>0.86</td><td>0.73</td><td>0.73</td><td>0.73</td></tr><tr><td>15,000 - 20,000</td><td></td><td></td><td></td><td>0.74</td><td>0.72</td><td>0.70</td><td>0.68</td><td>0.66</td><td>0.53</td><td>0.53</td><td>0.53</td></tr><tr><td>&gt;20,000</td><td></td><td></td><td></td><td></td><td>0.62</td><td>0.60</td><td>0.58</td><td>0.56</td><td>0.43</td><td>0.43</td><td>0.43</td></tr></table>	Aggregated Business Unit Depot (EUR million)	Family depot (EUR billion)											≤ 1	1-5	5-10	10-20	20-45	45-65	65-110	110-170	170-250	250-350	>350	< 500	1.50	1.48	1.46	1.44	1.42	1.40	1.38	1.36	1.34	1.32	1.30	500 - 1,000	1.40	1.38	1.36	1.34	1.32	1.30	1.28	1.26	1.24	1.22	1.20	1,000 - 2,500		1.28	1.26	1.24	1.22	1.20	1.18	1.16	1.14	1.12	1.10	2,500 - 5,000		1.18	1.16	1.14	1.12	1.10	1.08	1.06	1.04	1.02	1.00	5,000 - 10,000			1.06	1.04	1.02	1.00	0.98	0.96	0.94	0.92	0.90	10,000 - 15,000				0.94	0.92	0.90	0.88	0.86	0.73	0.73	0.73	15,000 - 20,000				0.74	0.72	0.70	0.68	0.66	0.53	0.53	0.53	>20,000					0.62	0.60	0.58	0.56	0.43	0.43	0.43
		Aggregated Business Unit Depot (EUR million)		Family depot (EUR billion)																																																																																																																					
			≤ 1	1-5	5-10	10-20	20-45	45-65	65-110	110-170	170-250	250-350	>350																																																																																																												
		< 500	1.50	1.48	1.46	1.44	1.42	1.40	1.38	1.36	1.34	1.32	1.30																																																																																																												
		500 - 1,000	1.40	1.38	1.36	1.34	1.32	1.30	1.28	1.26	1.24	1.22	1.20																																																																																																												
		1,000 - 2,500		1.28	1.26	1.24	1.22	1.20	1.18	1.16	1.14	1.12	1.10																																																																																																												
		2,500 - 5,000		1.18	1.16	1.14	1.12	1.10	1.08	1.06	1.04	1.02	1.00																																																																																																												
		5,000 - 10,000			1.06	1.04	1.02	1.00	0.98	0.96	0.94	0.92	0.90																																																																																																												
		10,000 - 15,000				0.94	0.92	0.90	0.88	0.86	0.73	0.73	0.73																																																																																																												
		15,000 - 20,000				0.74	0.72	0.70	0.68	0.66	0.53	0.53	0.53																																																																																																												
>20,000					0.62	0.60	0.58	0.56	0.43	0.43	0.43																																																																																																														
	The above scale corresponds to the total custody fees that include:																																																																																																																								
02.01.INT6CAM	<ul style="list-style-type: none"><li>Central maintenance service fees, which are charged according to the following scale:</li></ul>																																																																																																																								
	<table><tr><th>Aggregated Business Unit Depot</th><th>Rate</th></tr><tr><td>≤ 5,000</td><td>0,25</td></tr><tr><td>&gt; 5,000</td><td>0,20</td></tr></table>	Aggregated Business Unit Depot	Rate	≤ 5,000	0,25	> 5,000	0,20																																																																																																																		
Aggregated Business Unit Depot	Rate																																																																																																																								
≤ 5,000	0,25																																																																																																																								
> 5,000	0,20																																																																																																																								
02.01.INT6ASR	<ul style="list-style-type: none"><li>Asset servicing fees, which are charged according to the following scale:</li></ul>																																																																																																																								
	<table><tr><th rowspan="2">Aggregated Business Unit Depot (EUR million)</th><th colspan="11">Family depot (EUR billion)</th></tr><tr><th>≤ 1</th><th>1-5</th><th>5-10</th><th>10-20</th><th>20-45</th><th>45-65</th><th>65-110</th><th>110-170</th><th>170-250</th><th>250-350</th><th>&gt;350</th></tr><tr><td>&lt; 500</td><td>1.25</td><td>1.23</td><td>1.21</td><td>1.19</td><td>1.17</td><td>1.15</td><td>1.13</td><td>1.11</td><td>1.09</td><td>1.07</td><td>1.05</td></tr><tr><td>500 - 1,000</td><td>1.15</td><td>1.13</td><td>1.11</td><td>1.09</td><td>1.07</td><td>1.05</td><td>1.03</td><td>1.01</td><td>0.99</td><td>0.97</td><td>0.95</td></tr><tr><td>1,000 - 2,500</td><td></td><td>1.03</td><td>1.01</td><td>0.99</td><td>0.97</td><td>0.95</td><td>0.93</td><td>0.91</td><td>0.89</td><td>0.87</td><td>0.85</td></tr><tr><td>2,500 - 5,000</td><td></td><td>0.93</td><td>0.91</td><td>0.89</td><td>0.87</td><td>0.85</td><td>0.83</td><td>0.81</td><td>0.79</td><td>0.77</td><td>0.75</td></tr><tr><td>5,000 - 10,000</td><td></td><td></td><td>0.86</td><td>0.84</td><td>0.82</td><td>0.80</td><td>0.78</td><td>0.76</td><td>0.74</td><td>0.72</td><td>0.70</td></tr><tr><td>10,000 - 15,000</td><td></td><td></td><td></td><td>0.74</td><td>0.72</td><td>0.70</td><td>0.68</td><td>0.66</td><td>0.53</td><td>0.53</td><td>0.53</td></tr><tr><td>15,000 - 20,000</td><td></td><td></td><td></td><td>0.54</td><td>0.52</td><td>0.50</td><td>0.48</td><td>0.46</td><td>0.33</td><td>0.33</td><td>0.33</td></tr><tr><td>&gt;20,000</td><td></td><td></td><td></td><td></td><td>0.42</td><td>0.40</td><td>0.38</td><td>0.36</td><td>0.23</td><td>0.23</td><td>0.23</td></tr></table>	Aggregated Business Unit Depot (EUR million)	Family depot (EUR billion)											≤ 1	1-5	5-10	10-20	20-45	45-65	65-110	110-170	170-250	250-350	>350	< 500	1.25	1.23	1.21	1.19	1.17	1.15	1.13	1.11	1.09	1.07	1.05	500 - 1,000	1.15	1.13	1.11	1.09	1.07	1.05	1.03	1.01	0.99	0.97	0.95	1,000 - 2,500		1.03	1.01	0.99	0.97	0.95	0.93	0.91	0.89	0.87	0.85	2,500 - 5,000		0.93	0.91	0.89	0.87	0.85	0.83	0.81	0.79	0.77	0.75	5,000 - 10,000			0.86	0.84	0.82	0.80	0.78	0.76	0.74	0.72	0.70	10,000 - 15,000				0.74	0.72	0.70	0.68	0.66	0.53	0.53	0.53	15,000 - 20,000				0.54	0.52	0.50	0.48	0.46	0.33	0.33	0.33	>20,000					0.42	0.40	0.38	0.36	0.23	0.23	0.23	
Aggregated Business Unit Depot (EUR million)	Family depot (EUR billion)																																																																																																																								
	≤ 1	1-5	5-10	10-20	20-45	45-65	65-110	110-170	170-250	250-350	>350																																																																																																														
< 500	1.25	1.23	1.21	1.19	1.17	1.15	1.13	1.11	1.09	1.07	1.05																																																																																																														
500 - 1,000	1.15	1.13	1.11	1.09	1.07	1.05	1.03	1.01	0.99	0.97	0.95																																																																																																														
1,000 - 2,500		1.03	1.01	0.99	0.97	0.95	0.93	0.91	0.89	0.87	0.85																																																																																																														
2,500 - 5,000		0.93	0.91	0.89	0.87	0.85	0.83	0.81	0.79	0.77	0.75																																																																																																														
5,000 - 10,000			0.86	0.84	0.82	0.80	0.78	0.76	0.74	0.72	0.70																																																																																																														
10,000 - 15,000				0.74	0.72	0.70	0.68	0.66	0.53	0.53	0.53																																																																																																														
15,000 - 20,000				0.54	0.52	0.50	0.48	0.46	0.33	0.33	0.33																																																																																																														
>20,000					0.42	0.40	0.38	0.36	0.23	0.23	0.23																																																																																																														

## International instruments *(continued)*

**Custody** Marginal rates: basis points per annum *(continued)*

Instrument	Tariff reference	Description																																																																						
Warrants	02.01.INT3CUS	<table><tr><th>Aggregated Business</th><th colspan="9">Family depot (EUR billion)</th></tr><tr><th>Unit Depot (EUR million)</th><th>≤ 1</th><th>1-5</th><th>5-10</th><th>10-20</th><th>20-45</th><th>45-65</th><th>65-110</th><th>110-170</th><th>&gt;170</th></tr><tr><td>&lt; 100</td><td>1.30</td><td>1.25</td><td>1.20</td><td>1.17</td><td>1.15</td><td>1.12</td><td>1.10</td><td>1.10</td><td>1.10</td></tr><tr><td>100 - 250</td><td>1.10</td><td>1.05</td><td>1.00</td><td>0.97</td><td>0.95</td><td>0.92</td><td>0.90</td><td>0.90</td><td>0.90</td></tr><tr><td>250 - 1,000</td><td>1.05</td><td>0.95</td><td>0.90</td><td>0.87</td><td>0.85</td><td>0.82</td><td>0.80</td><td>0.80</td><td>0.80</td></tr><tr><td>1,000 - 10,000</td><td></td><td>0.55</td><td>0.54</td><td>0.53</td><td>0.51</td><td>0.50</td><td>0.50</td><td>0.50</td><td>0.50</td></tr><tr><td>&gt; 10,000</td><td></td><td></td><td></td><td>0.48</td><td>0.47</td><td>0.46</td><td>0.44</td><td>0.44</td><td>0.43</td></tr></table>	Aggregated Business	Family depot (EUR billion)									Unit Depot (EUR million)	≤ 1	1-5	5-10	10-20	20-45	45-65	65-110	110-170	>170	< 100	1.30	1.25	1.20	1.17	1.15	1.12	1.10	1.10	1.10	100 - 250	1.10	1.05	1.00	0.97	0.95	0.92	0.90	0.90	0.90	250 - 1,000	1.05	0.95	0.90	0.87	0.85	0.82	0.80	0.80	0.80	1,000 - 10,000		0.55	0.54	0.53	0.51	0.50	0.50	0.50	0.50	> 10,000				0.48	0.47	0.46	0.44	0.44	0.43
	Aggregated Business	Family depot (EUR billion)																																																																						
	Unit Depot (EUR million)	≤ 1	1-5	5-10	10-20	20-45	45-65	65-110	110-170	>170																																																														
	< 100	1.30	1.25	1.20	1.17	1.15	1.12	1.10	1.10	1.10																																																														
	100 - 250	1.10	1.05	1.00	0.97	0.95	0.92	0.90	0.90	0.90																																																														
	250 - 1,000	1.05	0.95	0.90	0.87	0.85	0.82	0.80	0.80	0.80																																																														
	1,000 - 10,000		0.55	0.54	0.53	0.51	0.50	0.50	0.50	0.50																																																														
	> 10,000				0.48	0.47	0.46	0.44	0.44	0.43																																																														
	02.01.INT3CAM																																																																							
	02.01.INT3ASR	<p>The above scale corresponds to the total custody fees that include:</p> <ul style="list-style-type: none"><li>Central maintenance service fees, which are charged at 0.25 basis points</li><li>Asset servicing fees, which are charged according to the following scale:</li></ul> <table><tr><th>Aggregated Business</th><th colspan="9">Family depot (EUR billion)</th></tr><tr><th>Unit Depot (EUR million)</th><th>≤ 1</th><th>1-5</th><th>5-10</th><th>10-20</th><th>20-45</th><th>45-65</th><th>65-110</th><th>110-170</th><th>&gt;170</th></tr><tr><td>&lt; 100</td><td>1,05</td><td>1,00</td><td>0,95</td><td>0,92</td><td>0,90</td><td>0,88</td><td>0,85</td><td>0,85</td><td>0,85</td></tr><tr><td>100 - 250</td><td>0,85</td><td>0,80</td><td>0,75</td><td>0,72</td><td>0,70</td><td>0,67</td><td>0,65</td><td>0,65</td><td>0,65</td></tr><tr><td>250 - 1,000</td><td>0,80</td><td>0,70</td><td>0,65</td><td>0,62</td><td>0,60</td><td>0,57</td><td>0,55</td><td>0,55</td><td>0,55</td></tr><tr><td>1,000 - 10,000</td><td></td><td>0,30</td><td>0,29</td><td>0,29</td><td>0,26</td><td>0,25</td><td>0,25</td><td>0,25</td><td>0,25</td></tr><tr><td>&gt; 10,000</td><td></td><td></td><td></td><td></td><td>0,22</td><td>0,21</td><td>0,19</td><td>0,19</td><td>0,18</td></tr></table>	Aggregated Business	Family depot (EUR billion)									Unit Depot (EUR million)	≤ 1	1-5	5-10	10-20	20-45	45-65	65-110	110-170	>170	< 100	1,05	1,00	0,95	0,92	0,90	0,88	0,85	0,85	0,85	100 - 250	0,85	0,80	0,75	0,72	0,70	0,67	0,65	0,65	0,65	250 - 1,000	0,80	0,70	0,65	0,62	0,60	0,57	0,55	0,55	0,55	1,000 - 10,000		0,30	0,29	0,29	0,26	0,25	0,25	0,25	0,25	> 10,000					0,22	0,21	0,19	0,19	0,18
Aggregated Business	Family depot (EUR billion)																																																																							
Unit Depot (EUR million)	≤ 1	1-5	5-10	10-20	20-45	45-65	65-110	110-170	>170																																																															
< 100	1,05	1,00	0,95	0,92	0,90	0,88	0,85	0,85	0,85																																																															
100 - 250	0,85	0,80	0,75	0,72	0,70	0,67	0,65	0,65	0,65																																																															
250 - 1,000	0,80	0,70	0,65	0,62	0,60	0,57	0,55	0,55	0,55																																																															
1,000 - 10,000		0,30	0,29	0,29	0,26	0,25	0,25	0,25	0,25																																																															
> 10,000					0,22	0,21	0,19	0,19	0,18																																																															

# International instruments *(continued)*

**Custody** Marginal rates: basis points per annum *(continued)*

Instrument	Tariff reference	Description																																																																																								
Funds eligible on the core platform	02.01.INT5CUS	<table><tr><th colspan="2">Aggregated Business</th><th colspan="9">Family depot (EUR billion)</th></tr><tr><th colspan="2">Unit Depot (EUR million)</th><th>≤ 1</th><th>1-5</th><th>5-10</th><th>10-20</th><th>20-45</th><th>45-65</th><th>65-110</th><th>110-170</th><th>&gt;170</th></tr><tr><td>&lt;</td><td>25</td><td>2.70</td><td>2.60</td><td>2.60</td><td>2.55</td><td>2.50</td><td>2.45</td><td>2.40</td><td>2.35</td><td>2.30</td></tr><tr><td>25 -</td><td>55</td><td>2.45</td><td>2.15</td><td>2.15</td><td>2.10</td><td>2.05</td><td>2.00</td><td>1.95</td><td>1.90</td><td>1.85</td></tr><tr><td>55 -</td><td>110</td><td>2.20</td><td>2.05</td><td>2.05</td><td>2.00</td><td>1.95</td><td>1.90</td><td>1.85</td><td>1.80</td><td>1.75</td></tr><tr><td>110 -</td><td>275</td><td>2.05</td><td>2.00</td><td>1.95</td><td>1.90</td><td>1.85</td><td>1.80</td><td>1.75</td><td>1.70</td><td>1.65</td></tr><tr><td>275 -</td><td>550</td><td>2.00</td><td>1.95</td><td>1.90</td><td>1.85</td><td>1.80</td><td>1.75</td><td>1.70</td><td>1.65</td><td>1.60</td></tr><tr><td>&gt;</td><td>550</td><td>1.95</td><td>1.90</td><td>1.85</td><td>1.80</td><td>1.75</td><td>1.70</td><td>1.65</td><td>1.60</td><td>1.55</td></tr></table>	Aggregated Business		Family depot (EUR billion)									Unit Depot (EUR million)		≤ 1	1-5	5-10	10-20	20-45	45-65	65-110	110-170	>170	<	25	2.70	2.60	2.60	2.55	2.50	2.45	2.40	2.35	2.30	25 -	55	2.45	2.15	2.15	2.10	2.05	2.00	1.95	1.90	1.85	55 -	110	2.20	2.05	2.05	2.00	1.95	1.90	1.85	1.80	1.75	110 -	275	2.05	2.00	1.95	1.90	1.85	1.80	1.75	1.70	1.65	275 -	550	2.00	1.95	1.90	1.85	1.80	1.75	1.70	1.65	1.60	>	550	1.95	1.90	1.85	1.80	1.75	1.70	1.65	1.60	1.55
		Aggregated Business		Family depot (EUR billion)																																																																																						
		Unit Depot (EUR million)		≤ 1	1-5	5-10	10-20	20-45	45-65	65-110	110-170	>170																																																																														
		<	25	2.70	2.60	2.60	2.55	2.50	2.45	2.40	2.35	2.30																																																																														
		25 -	55	2.45	2.15	2.15	2.10	2.05	2.00	1.95	1.90	1.85																																																																														
		55 -	110	2.20	2.05	2.05	2.00	1.95	1.90	1.85	1.80	1.75																																																																														
		110 -	275	2.05	2.00	1.95	1.90	1.85	1.80	1.75	1.70	1.65																																																																														
		275 -	550	2.00	1.95	1.90	1.85	1.80	1.75	1.70	1.65	1.60																																																																														
		>	550	1.95	1.90	1.85	1.80	1.75	1.70	1.65	1.60	1.55																																																																														
		02.01.INT5CAM	For international funds issued in a Common Depositary, the above scale corresponds to the total custody fees that include: <ul style="list-style-type: none"><li>Central maintenance service fees, which are charged at 0.25 basis points</li><li>Asset servicing fees, which are charged according to the following scale:</li></ul>																																																																																							
<table><tr><th colspan="2">Aggregated Business</th><th colspan="9">Family depot (EUR billion)</th></tr><tr><th colspan="2">Unit Depot (EUR million)</th><th>≤ 1</th><th>1-5</th><th>5-10</th><th>10-20</th><th>20-45</th><th>45-65</th><th>65-110</th><th>110-170</th><th>&gt;170</th></tr><tr><td>&lt;</td><td>25</td><td>2.45</td><td>2.35</td><td>2.35</td><td>2.30</td><td>2.25</td><td>2.20</td><td>2.15</td><td>2.10</td><td>2.05</td></tr><tr><td>25 -</td><td>55</td><td>2.20</td><td>1.90</td><td>1.90</td><td>1.85</td><td>1.80</td><td>1.75</td><td>1.70</td><td>1.65</td><td>1.60</td></tr><tr><td>55 -</td><td>110</td><td>1.95</td><td>1.80</td><td>1.80</td><td>1.75</td><td>1.70</td><td>1.65</td><td>1.60</td><td>1.55</td><td>1.50</td></tr><tr><td>110 -</td><td>275</td><td>1.80</td><td>1.75</td><td>1.70</td><td>1.65</td><td>1.60</td><td>1.55</td><td>1.50</td><td>1.45</td><td>1.40</td></tr><tr><td>275 -</td><td>550</td><td>1.75</td><td>1.70</td><td>1.65</td><td>1.60</td><td>1.55</td><td>1.50</td><td>1.45</td><td>1.40</td><td>1.35</td></tr><tr><td>&gt;</td><td>550</td><td>1.70</td><td>1.65</td><td>1.60</td><td>1.55</td><td>1.50</td><td>1.45</td><td>1.40</td><td>1.35</td><td>1.30</td></tr></table>	Aggregated Business			Family depot (EUR billion)									Unit Depot (EUR million)		≤ 1	1-5	5-10	10-20	20-45	45-65	65-110	110-170	>170	<	25	2.45	2.35	2.35	2.30	2.25	2.20	2.15	2.10	2.05	25 -	55	2.20	1.90	1.90	1.85	1.80	1.75	1.70	1.65	1.60	55 -	110	1.95	1.80	1.80	1.75	1.70	1.65	1.60	1.55	1.50	110 -	275	1.80	1.75	1.70	1.65	1.60	1.55	1.50	1.45	1.40	275 -	550	1.75	1.70	1.65	1.60	1.55	1.50	1.45	1.40	1.35	>	550	1.70	1.65	1.60	1.55	1.50	1.45	1.40	1.35	1.30	
Aggregated Business		Family depot (EUR billion)																																																																																								
Unit Depot (EUR million)		≤ 1	1-5	5-10	10-20	20-45	45-65	65-110	110-170	>170																																																																																
<	25	2.45	2.35	2.35	2.30	2.25	2.20	2.15	2.10	2.05																																																																																
25 -	55	2.20	1.90	1.90	1.85	1.80	1.75	1.70	1.65	1.60																																																																																
55 -	110	1.95	1.80	1.80	1.75	1.70	1.65	1.60	1.55	1.50																																																																																
110 -	275	1.80	1.75	1.70	1.65	1.60	1.55	1.50	1.45	1.40																																																																																
275 -	550	1.75	1.70	1.65	1.60	1.55	1.50	1.45	1.40	1.35																																																																																
>	550	1.70	1.65	1.60	1.55	1.50	1.45	1.40	1.35	1.30																																																																																
02.01.INT5ASR																																																																																										
Funds eligible in FundSettle		For detailed information on the Euroclear Bank fees for FundSettle services, refer to the <i>FundSettle International Tariff</i> or the FundSettle Tariff pages.																																																																																								

# International instruments *(continued)*

Other fees EUR per processed instruction

Service	Tariff reference	Description																		
Custody Operation	03.01.08	Funds eligible on the core platform																		
		Order processing <small>per month/Family</small>																		
		<table><tr><th colspan="2">Number of instructions</th><th>Rate</th></tr><tr><td>≤</td><td>50</td><td>68</td></tr><tr><td>51 -</td><td>100</td><td>45</td></tr><tr><td>101 -</td><td>250</td><td>28</td></tr><tr><td>251 -</td><td>500</td><td>17</td></tr><tr><td>&gt;</td><td>500</td><td>11</td></tr></table>	Number of instructions		Rate	≤	50	68	51 -	100	45	101 -	250	28	251 -	500	17	>	500	11
		Number of instructions		Rate																
		≤	50	68																
		51 -	100	45																
		101 -	250	28																
		251 -	500	17																
		>	500	11																
	03.01.05	Depository receipts																		
		<ul style="list-style-type: none"><li>• Exchange..... 45.00</li><li>• Cancellation..... 45.00</li></ul>																		

# All countries

## Settlement

Marginal rates: EUR per settled instruction

‘All countries’ in this context corresponds to the all countries listed in annex 2.

Instrument	Tariff reference	Description																				
Debt instruments, equities and warrants	01.01.ALL123	<b>Internal</b>																				
		The following tariff applies to the aggregated internal settlement volumes for debt instruments, equities and warrants across all countries.																				
		<table><tr><th>Aggregated Business Unit instructions</th><th>Rate</th></tr><tr><td>≤ 100</td><td>1.50</td></tr><tr><td>101 - 500</td><td>1.00</td></tr><tr><td>501 - 1,000</td><td>0.70</td></tr><tr><td>1,001 - 2,500</td><td>0.65</td></tr><tr><td>2,501 - 7,500</td><td>0.60</td></tr><tr><td>7,501 - 15,000</td><td>0.55</td></tr><tr><td>15,001 - 25,000</td><td>0.40</td></tr><tr><td>25,001 - 50,000</td><td>0.35</td></tr><tr><td>&gt; 50,000</td><td>0.33</td></tr></table>	Aggregated Business Unit instructions	Rate	≤ 100	1.50	101 - 500	1.00	501 - 1,000	0.70	1,001 - 2,500	0.65	2,501 - 7,500	0.60	7,501 - 15,000	0.55	15,001 - 25,000	0.40	25,001 - 50,000	0.35	> 50,000	0.33
		Aggregated Business Unit instructions	Rate																			
		≤ 100	1.50																			
		101 - 500	1.00																			
		501 - 1,000	0.70																			
		1,001 - 2,500	0.65																			
		2,501 - 7,500	0.60																			
		7,501 - 15,000	0.55																			
15,001 - 25,000	0.40																					
25,001 - 50,000	0.35																					
> 50,000	0.33																					
<b>External and Bridge</b>																						
For external and Bridge settlement fees, refer to the individual country tariff sheets.																						
Depository receipts	01.01.ALL4	<b>Internal</b>																				
		The following tariff applies to the aggregated internal settlement volumes for depository receipts across all countries.																				
		<table><tr><th>Aggregated Business Unit instructions</th><th>Rate</th></tr><tr><td>≤ 500</td><td>5.00</td></tr><tr><td>501 - 1,000</td><td>3.70</td></tr><tr><td>1,001 - 2,500</td><td>3.20</td></tr><tr><td>2,501 - 5,000</td><td>3.00</td></tr><tr><td>&gt; 5,000</td><td>2.70</td></tr></table>	Aggregated Business Unit instructions	Rate	≤ 500	5.00	501 - 1,000	3.70	1,001 - 2,500	3.20	2,501 - 5,000	3.00	> 5,000	2.70								
		Aggregated Business Unit instructions	Rate																			
		≤ 500	5.00																			
		501 - 1,000	3.70																			
		1,001 - 2,500	3.20																			
		2,501 - 5,000	3.00																			
		> 5,000	2.70																			
		<b>External and Bridge</b>																				
For external and Bridge settlement fees, refer to the individual country tariff sheets.																						

## Custody

Instrument	Tariff reference	Description
• Debt instruments, equities and warrants		For custody fees, refer to the individual country tariff sheets.
• Depository receipts		

# Argentina

## Settlement Marginal rates: EUR per settled instruction

Instrument	Tariff reference	Description																																						
Debt instruments		<b>Internal</b>  For the tariff applicable for the aggregated internal settlement volumes for debt instruments, equities and warrants across all countries, refer to the 'All countries' tariff sheet.																																						
	<b>External</b> <b>01.03.AR1</b>	<b>External</b>																																						
	<b>Bridge</b> <b>01.02.AR1</b>	<b>Bridge</b>																																						
		<table><tr><th colspan="2">Aggregated Business</th><th>Rate</th></tr><tr><th colspan="2">Unit instructions</th><th></th></tr><tr><td>≤</td><td>10</td><td>34.00</td></tr><tr><td>11 -</td><td>50</td><td>23.00</td></tr><tr><td>51 -</td><td>100</td><td>17.00</td></tr><tr><td>101 -</td><td>250</td><td>11.50</td></tr><tr><td>&gt;</td><td>250</td><td>9.00</td></tr></table> <table><tr><th colspan="2">Aggregated Business</th><th>Rate</th></tr><tr><th colspan="2">Unit instructions</th><th></th></tr><tr><td>≤</td><td>10</td><td>6.80</td></tr><tr><td>11 -</td><td>25</td><td>3.95</td></tr><tr><td>&gt;</td><td>25</td><td>2.80</td></tr></table>	Aggregated Business		Rate	Unit instructions			≤	10	34.00	11 -	50	23.00	51 -	100	17.00	101 -	250	11.50	>	250	9.00	Aggregated Business		Rate	Unit instructions			≤	10	6.80	11 -	25	3.95	>	25	2.80		
Aggregated Business		Rate																																						
Unit instructions																																								
≤	10	34.00																																						
11 -	50	23.00																																						
51 -	100	17.00																																						
101 -	250	11.50																																						
>	250	9.00																																						
Aggregated Business		Rate																																						
Unit instructions																																								
≤	10	6.80																																						
11 -	25	3.95																																						
>	25	2.80																																						
Equities		<b>Internal</b>  For the tariff applicable for the aggregated internal settlement volumes for debt instruments, equities and warrants across all countries, refer to the 'All countries' tariff sheet.																																						
	<b>External</b> <b>01.03.AR2</b>	<b>External</b>																																						
	<b>Bridge</b> <b>01.02.AR2</b>	<b>Bridge</b>																																						
		<table><tr><th colspan="2">Aggregated Business</th><th>Rate</th></tr><tr><th colspan="2">Unit instructions</th><th></th></tr><tr><td>≤</td><td>10</td><td>34.00</td></tr><tr><td>11 -</td><td>50</td><td>29.00</td></tr><tr><td>51 -</td><td>100</td><td>28.00</td></tr><tr><td>101 -</td><td>250</td><td>27.00</td></tr><tr><td>251 -</td><td>500</td><td>26.00</td></tr><tr><td>&gt;</td><td>500</td><td>25.00</td></tr></table> <table><tr><th colspan="2">Aggregated Business</th><th>Rate</th></tr><tr><th colspan="2">Unit instructions</th><th></th></tr><tr><td>≤</td><td>10</td><td>6.80</td></tr><tr><td>11 -</td><td>25</td><td>3.95</td></tr><tr><td>&gt;</td><td>25</td><td>2.80</td></tr></table>	Aggregated Business		Rate	Unit instructions			≤	10	34.00	11 -	50	29.00	51 -	100	28.00	101 -	250	27.00	251 -	500	26.00	>	500	25.00	Aggregated Business		Rate	Unit instructions			≤	10	6.80	11 -	25	3.95	>	25
Aggregated Business		Rate																																						
Unit instructions																																								
≤	10	34.00																																						
11 -	50	29.00																																						
51 -	100	28.00																																						
101 -	250	27.00																																						
251 -	500	26.00																																						
>	500	25.00																																						
Aggregated Business		Rate																																						
Unit instructions																																								
≤	10	6.80																																						
11 -	25	3.95																																						
>	25	2.80																																						

# Argentina *(continued)*

**Custody** Marginal rates: basis points per annum

Instrument	Tariff reference	Description
Debt instruments	02.07.AR1	The custody fees are charged according to the following scale that applies to the market value for Argentina debt instruments.
Equities	02.07.AR2	

Settlement

Instrument	Tariff reference	Description
Debt instruments and equities		For settlement fees, refer to the individual country tariff sheets.

Custody Marginal rates: basis points per annum

Instrument	Tariff reference	Description																																																																																																																																								
Debt instruments and equities	02.06.APC11	<b>Australia, New Zealand and Japanese debt (other than Origami bonds)</b> The following tariff applies to the aggregated custody volumes for domestic debt instruments across Australia, New Zealand and Japan																																																																																																																																								
		<table><tr><th>Aggregated Business</th><th colspan="16">Family depot (EUR billion)</th></tr><tr><th>Unit Depot (EUR million)</th><th>≤ 1</th><th>1-5</th><th>5-10</th><th>10-20</th><th>20-45</th><th>45-65</th><th>65-110</th><th>110-170</th><th>170-250</th><th>250-350</th><th>350-450</th><th>450-600</th><th>600-750</th><th>750-900</th><th>900-1,200</th><th>&gt;1,200</th></tr><tr><td>&lt; 1,000</td><td>1,30</td><td>1,15</td><td>1,08</td><td>1,00</td><td>0,90</td><td>0,86</td><td>0,81</td><td>0,76</td><td>0,73</td><td>0,71</td><td>0,68</td><td>0,65</td><td>0,62</td><td>0,60</td><td>0,58</td><td>0,56</td></tr><tr><td>1,000 - 3,000</td><td></td><td>1,08</td><td>0,99</td><td>0,92</td><td>0,82</td><td>0,80</td><td>0,76</td><td>0,72</td><td>0,68</td><td>0,66</td><td>0,63</td><td>0,61</td><td>0,58</td><td>0,55</td><td>0,51</td><td>0,50</td></tr><tr><td>3,000 - 5,000</td><td></td><td></td><td>0,95</td><td>0,86</td><td>0,81</td><td>0,76</td><td>0,72</td><td>0,68</td><td>0,64</td><td>0,61</td><td>0,59</td><td>0,57</td><td>0,55</td><td>0,53</td><td>0,51</td><td>0,48</td></tr><tr><td>5,000 - 10,000</td><td></td><td></td><td></td><td>0,79</td><td>0,75</td><td>0,72</td><td>0,68</td><td>0,65</td><td>0,61</td><td>0,57</td><td>0,55</td><td>0,54</td><td>0,51</td><td>0,49</td><td>0,48</td><td>0,46</td></tr><tr><td>10,000 - 25,000</td><td></td><td></td><td></td><td></td><td>0,73</td><td>0,70</td><td>0,66</td><td>0,63</td><td>0,59</td><td>0,56</td><td>0,53</td><td>0,51</td><td>0,49</td><td>0,48</td><td>0,47</td><td>0,45</td></tr><tr><td>&gt; 25,000</td><td></td><td></td><td></td><td></td><td>0,71</td><td>0,68</td><td>0,64</td><td>0,61</td><td>0,57</td><td>0,53</td><td>0,51</td><td>0,49</td><td>0,48</td><td>0,47</td><td>0,46</td><td>0,43</td></tr></table>	Aggregated Business	Family depot (EUR billion)																Unit Depot (EUR million)	≤ 1	1-5	5-10	10-20	20-45	45-65	65-110	110-170	170-250	250-350	350-450	450-600	600-750	750-900	900-1,200	>1,200	< 1,000	1,30	1,15	1,08	1,00	0,90	0,86	0,81	0,76	0,73	0,71	0,68	0,65	0,62	0,60	0,58	0,56	1,000 - 3,000		1,08	0,99	0,92	0,82	0,80	0,76	0,72	0,68	0,66	0,63	0,61	0,58	0,55	0,51	0,50	3,000 - 5,000			0,95	0,86	0,81	0,76	0,72	0,68	0,64	0,61	0,59	0,57	0,55	0,53	0,51	0,48	5,000 - 10,000				0,79	0,75	0,72	0,68	0,65	0,61	0,57	0,55	0,54	0,51	0,49	0,48	0,46	10,000 - 25,000					0,73	0,70	0,66	0,63	0,59	0,56	0,53	0,51	0,49	0,48	0,47	0,45	> 25,000					0,71	0,68	0,64	0,61	0,57	0,53	0,51	0,49	0,48	0,47	0,46	0,43
Aggregated Business	Family depot (EUR billion)																																																																																																																																									
Unit Depot (EUR million)	≤ 1	1-5	5-10	10-20	20-45	45-65	65-110	110-170	170-250	250-350	350-450	450-600	600-750	750-900	900-1,200	>1,200																																																																																																																										
< 1,000	1,30	1,15	1,08	1,00	0,90	0,86	0,81	0,76	0,73	0,71	0,68	0,65	0,62	0,60	0,58	0,56																																																																																																																										
1,000 - 3,000		1,08	0,99	0,92	0,82	0,80	0,76	0,72	0,68	0,66	0,63	0,61	0,58	0,55	0,51	0,50																																																																																																																										
3,000 - 5,000			0,95	0,86	0,81	0,76	0,72	0,68	0,64	0,61	0,59	0,57	0,55	0,53	0,51	0,48																																																																																																																										
5,000 - 10,000				0,79	0,75	0,72	0,68	0,65	0,61	0,57	0,55	0,54	0,51	0,49	0,48	0,46																																																																																																																										
10,000 - 25,000					0,73	0,70	0,66	0,63	0,59	0,56	0,53	0,51	0,49	0,48	0,47	0,45																																																																																																																										
> 25,000					0,71	0,68	0,64	0,61	0,57	0,53	0,51	0,49	0,48	0,47	0,46	0,43																																																																																																																										
02.06.JP1ORG		<b>Origami bonds (Japanese debt denominated in foreign currencies eligible in Euroclear Bank)</b> The following tariff applies to the aggregated custody volumes for domestic debt instruments across Australia, New Zealand and Japan																																																																																																																																								
		<table><tr><th>Aggregated Business</th><th colspan="16">Family depot (EUR billion)</th></tr><tr><th>Unit Depot (EUR million)</th><th>≤ 1</th><th>1-5</th><th>5-10</th><th>10-20</th><th>20-45</th><th>45-65</th><th>65-110</th><th>110-170</th><th>170-250</th><th>250-350</th><th>350-450</th><th>450-600</th><th>600-750</th><th>750-900</th><th>900-1,200</th><th>&gt;1,200</th></tr><tr><td>&lt; 1,000</td><td>1.70</td><td>1.55</td><td>1.48</td><td>1.40</td><td>1.30</td><td>1.26</td><td>1.21</td><td>1.16</td><td>1.13</td><td>1.11</td><td>1.08</td><td>1.05</td><td>1.02</td><td>1.00</td><td>0.98</td><td>0.96</td></tr><tr><td>1,000 - 3,000</td><td></td><td>1.48</td><td>1.39</td><td>1.32</td><td>1.22</td><td>1.20</td><td>1.16</td><td>1.12</td><td>1.08</td><td>1.06</td><td>1.03</td><td>1.01</td><td>0.98</td><td>0.95</td><td>0.91</td><td>0.90</td></tr><tr><td>3,000 - 5,000</td><td></td><td></td><td>1.35</td><td>1.26</td><td>1.21</td><td>1.16</td><td>1.12</td><td>1.08</td><td>1.04</td><td>1.01</td><td>0.99</td><td>0.97</td><td>0.95</td><td>0.93</td><td>0.91</td><td>0.88</td></tr><tr><td>5,000 - 10,000</td><td></td><td></td><td></td><td>1.19</td><td>1.15</td><td>1.12</td><td>1.08</td><td>1.05</td><td>1.01</td><td>0.97</td><td>0.95</td><td>0.94</td><td>0.91</td><td>0.89</td><td>0.88</td><td>0.86</td></tr><tr><td>10,000 - 25,000</td><td></td><td></td><td></td><td></td><td>1.13</td><td>1.10</td><td>1.06</td><td>1.03</td><td>0.99</td><td>0.96</td><td>0.93</td><td>0.91</td><td>0.89</td><td>0.88</td><td>0.87</td><td>0.85</td></tr><tr><td>&gt; 25,000</td><td></td><td></td><td></td><td></td><td>1.11</td><td>1.08</td><td>1.04</td><td>1.01</td><td>0.97</td><td>0.93</td><td>0.91</td><td>0.89</td><td>0.88</td><td>0.87</td><td>0.86</td><td>0.83</td></tr></table>	Aggregated Business	Family depot (EUR billion)																Unit Depot (EUR million)	≤ 1	1-5	5-10	10-20	20-45	45-65	65-110	110-170	170-250	250-350	350-450	450-600	600-750	750-900	900-1,200	>1,200	< 1,000	1.70	1.55	1.48	1.40	1.30	1.26	1.21	1.16	1.13	1.11	1.08	1.05	1.02	1.00	0.98	0.96	1,000 - 3,000		1.48	1.39	1.32	1.22	1.20	1.16	1.12	1.08	1.06	1.03	1.01	0.98	0.95	0.91	0.90	3,000 - 5,000			1.35	1.26	1.21	1.16	1.12	1.08	1.04	1.01	0.99	0.97	0.95	0.93	0.91	0.88	5,000 - 10,000				1.19	1.15	1.12	1.08	1.05	1.01	0.97	0.95	0.94	0.91	0.89	0.88	0.86	10,000 - 25,000					1.13	1.10	1.06	1.03	0.99	0.96	0.93	0.91	0.89	0.88	0.87	0.85	> 25,000					1.11	1.08	1.04	1.01	0.97	0.93	0.91	0.89	0.88	0.87	0.86	0.83
Aggregated Business	Family depot (EUR billion)																																																																																																																																									
Unit Depot (EUR million)	≤ 1	1-5	5-10	10-20	20-45	45-65	65-110	110-170	170-250	250-350	350-450	450-600	600-750	750-900	900-1,200	>1,200																																																																																																																										
< 1,000	1.70	1.55	1.48	1.40	1.30	1.26	1.21	1.16	1.13	1.11	1.08	1.05	1.02	1.00	0.98	0.96																																																																																																																										
1,000 - 3,000		1.48	1.39	1.32	1.22	1.20	1.16	1.12	1.08	1.06	1.03	1.01	0.98	0.95	0.91	0.90																																																																																																																										
3,000 - 5,000			1.35	1.26	1.21	1.16	1.12	1.08	1.04	1.01	0.99	0.97	0.95	0.93	0.91	0.88																																																																																																																										
5,000 - 10,000				1.19	1.15	1.12	1.08	1.05	1.01	0.97	0.95	0.94	0.91	0.89	0.88	0.86																																																																																																																										
10,000 - 25,000					1.13	1.10	1.06	1.03	0.99	0.96	0.93	0.91	0.89	0.88	0.87	0.85																																																																																																																										
> 25,000					1.11	1.08	1.04	1.01	0.97	0.93	0.91	0.89	0.88	0.87	0.86	0.83																																																																																																																										

Custody Marginal rates: basis points per annum *(continued)*

Instrument	Tariff reference	Description																																																																																																																																													
Debt instruments and equities	02.06.APC21	<b>Hong Kong debt, Singapore debt denominated in SGD</b>																																																																																																																																													
		The following tariff applies to the aggregated custody volumes for domestic debt instruments across Hong Kong, Singapore and Malaysia																																																																																																																																													
		<table><tr><th colspan="2">Aggregated Business</th><th colspan="15">Family depot (EUR billion)</th></tr><tr><th>Unit Depot (EUR million)</th><th></th><th>≤ 1</th><th>1-5</th><th>5-10</th><th>10-20</th><th>20-45</th><th>45-65</th><th>65-110</th><th>110-170</th><th>170-250</th><th>250-350</th><th>350-450</th><th>450-600</th><th>600-750</th><th>750-900</th><th>900-1,200</th><th>&gt;1,200</th></tr><tr><td>&lt; 500</td><td></td><td>1,35</td><td>1,15</td><td>1,08</td><td>1,00</td><td>0,92</td><td>0,90</td><td>0,88</td><td>0,86</td><td>0,84</td><td>0,82</td><td>0,80</td><td>0,78</td><td>0,76</td><td>0,74</td><td>0,72</td><td>0,70</td></tr><tr><td>500 - 1,000</td><td></td><td>1,25</td><td>1,08</td><td>1,01</td><td>0,93</td><td>0,79</td><td>0,78</td><td>0,77</td><td>0,76</td><td>0,75</td><td>0,74</td><td>0,73</td><td>0,72</td><td>0,71</td><td>0,70</td><td>0,69</td><td>0,68</td></tr><tr><td>1,000 - 3,000</td><td></td><td></td><td>0,95</td><td>0,88</td><td>0,80</td><td>0,77</td><td>0,76</td><td>0,75</td><td>0,74</td><td>0,73</td><td>0,72</td><td>0,71</td><td>0,70</td><td>0,69</td><td>0,68</td><td>0,67</td><td>0,66</td></tr><tr><td>3,000 - 5,000</td><td></td><td></td><td>0,90</td><td>0,83</td><td>0,77</td><td>0,75</td><td>0,74</td><td>0,73</td><td>0,72</td><td>0,71</td><td>0,70</td><td>0,69</td><td>0,68</td><td>0,67</td><td>0,66</td><td>0,65</td><td>0,64</td></tr><tr><td>5,000 - 7,500</td><td></td><td></td><td></td><td>0,78</td><td>0,75</td><td>0,73</td><td>0,72</td><td>0,71</td><td>0,70</td><td>0,69</td><td>0,68</td><td>0,67</td><td>0,66</td><td>0,65</td><td>0,64</td><td>0,63</td><td>0,62</td></tr><tr><td>&gt; 7,500</td><td></td><td></td><td></td><td>0,76</td><td>0,73</td><td>0,71</td><td>0,70</td><td>0,69</td><td>0,68</td><td>0,67</td><td>0,66</td><td>0,65</td><td>0,64</td><td>0,63</td><td>0,62</td><td>0,61</td><td>0,60</td></tr></table>	Aggregated Business		Family depot (EUR billion)															Unit Depot (EUR million)		≤ 1	1-5	5-10	10-20	20-45	45-65	65-110	110-170	170-250	250-350	350-450	450-600	600-750	750-900	900-1,200	>1,200	< 500		1,35	1,15	1,08	1,00	0,92	0,90	0,88	0,86	0,84	0,82	0,80	0,78	0,76	0,74	0,72	0,70	500 - 1,000		1,25	1,08	1,01	0,93	0,79	0,78	0,77	0,76	0,75	0,74	0,73	0,72	0,71	0,70	0,69	0,68	1,000 - 3,000			0,95	0,88	0,80	0,77	0,76	0,75	0,74	0,73	0,72	0,71	0,70	0,69	0,68	0,67	0,66	3,000 - 5,000			0,90	0,83	0,77	0,75	0,74	0,73	0,72	0,71	0,70	0,69	0,68	0,67	0,66	0,65	0,64	5,000 - 7,500				0,78	0,75	0,73	0,72	0,71	0,70	0,69	0,68	0,67	0,66	0,65	0,64	0,63	0,62	> 7,500				0,76	0,73	0,71	0,70	0,69	0,68	0,67	0,66	0,65	0,64	0,63	0,62
Aggregated Business		Family depot (EUR billion)																																																																																																																																													
Unit Depot (EUR million)		≤ 1	1-5	5-10	10-20	20-45	45-65	65-110	110-170	170-250	250-350	350-450	450-600	600-750	750-900	900-1,200	>1,200																																																																																																																														
< 500		1,35	1,15	1,08	1,00	0,92	0,90	0,88	0,86	0,84	0,82	0,80	0,78	0,76	0,74	0,72	0,70																																																																																																																														
500 - 1,000		1,25	1,08	1,01	0,93	0,79	0,78	0,77	0,76	0,75	0,74	0,73	0,72	0,71	0,70	0,69	0,68																																																																																																																														
1,000 - 3,000			0,95	0,88	0,80	0,77	0,76	0,75	0,74	0,73	0,72	0,71	0,70	0,69	0,68	0,67	0,66																																																																																																																														
3,000 - 5,000			0,90	0,83	0,77	0,75	0,74	0,73	0,72	0,71	0,70	0,69	0,68	0,67	0,66	0,65	0,64																																																																																																																														
5,000 - 7,500				0,78	0,75	0,73	0,72	0,71	0,70	0,69	0,68	0,67	0,66	0,65	0,64	0,63	0,62																																																																																																																														
> 7,500				0,76	0,73	0,71	0,70	0,69	0,68	0,67	0,66	0,65	0,64	0,63	0,62	0,61	0,60																																																																																																																														

Custody Marginal rates: basis points per annum *(continued)*

Instrument	Tariff reference	Description																																																																																								
Debt instruments and equities	02.06.APC31	<b>Indonesia debt, Philippines debt, and Taiwan debt</b>																																																																																								
		The following tariff applies to the aggregated custody volumes for domestic debt instruments across Indonesia, Philippines, Taiwan, and Thailand																																																																																								
<table><tr><th colspan="2">Aggregated Business</th><th colspan="9">Family depot (EUR billion)</th></tr><tr><th colspan="2">Unit Depot (EUR million)</th><th>≤ 1</th><th>1-5</th><th>5-10</th><th>10-20</th><th>20-45</th><th>45-65</th><th>65-110</th><th>110-170</th><th>&gt;170</th></tr><tr><td>&lt;</td><td>50</td><td>6,50</td><td>6,30</td><td>6,10</td><td>5,70</td><td>5,50</td><td>5,30</td><td>5,10</td><td>4,90</td><td>4,80</td></tr><tr><td>50 -</td><td>100</td><td>6,30</td><td>6,10</td><td>5,90</td><td>5,50</td><td>5,30</td><td>5,10</td><td>4,90</td><td>4,80</td><td>4,75</td></tr><tr><td>100 -</td><td>250</td><td>6,10</td><td>5,90</td><td>5,70</td><td>5,30</td><td>5,10</td><td>4,90</td><td>4,80</td><td>4,75</td><td>4,65</td></tr><tr><td>250 -</td><td>500</td><td>5,90</td><td>5,70</td><td>5,50</td><td>5,10</td><td>4,90</td><td>4,80</td><td>4,75</td><td>4,65</td><td>4,60</td></tr><tr><td>500 -</td><td>1,000</td><td>5,60</td><td>5,40</td><td>5,20</td><td>4,80</td><td>4,70</td><td>4,60</td><td>4,55</td><td>4,45</td><td>4,40</td></tr><tr><td>&gt;</td><td>1,000</td><td>5,40</td><td>5,20</td><td>5,00</td><td>4,60</td><td>4,50</td><td>4,40</td><td>4,35</td><td>4,25</td><td>4,20</td></tr></table>			Aggregated Business		Family depot (EUR billion)									Unit Depot (EUR million)		≤ 1	1-5	5-10	10-20	20-45	45-65	65-110	110-170	>170	<	50	6,50	6,30	6,10	5,70	5,50	5,30	5,10	4,90	4,80	50 -	100	6,30	6,10	5,90	5,50	5,30	5,10	4,90	4,80	4,75	100 -	250	6,10	5,90	5,70	5,30	5,10	4,90	4,80	4,75	4,65	250 -	500	5,90	5,70	5,50	5,10	4,90	4,80	4,75	4,65	4,60	500 -	1,000	5,60	5,40	5,20	4,80	4,70	4,60	4,55	4,45	4,40	>	1,000	5,40	5,20	5,00	4,60	4,50	4,40	4,35	4,25	4,20
Aggregated Business		Family depot (EUR billion)																																																																																								
Unit Depot (EUR million)		≤ 1	1-5	5-10	10-20	20-45	45-65	65-110	110-170	>170																																																																																
<	50	6,50	6,30	6,10	5,70	5,50	5,30	5,10	4,90	4,80																																																																																
50 -	100	6,30	6,10	5,90	5,50	5,30	5,10	4,90	4,80	4,75																																																																																
100 -	250	6,10	5,90	5,70	5,30	5,10	4,90	4,80	4,75	4,65																																																																																
250 -	500	5,90	5,70	5,50	5,10	4,90	4,80	4,75	4,65	4,60																																																																																
500 -	1,000	5,60	5,40	5,20	4,80	4,70	4,60	4,55	4,45	4,40																																																																																
>	1,000	5,40	5,20	5,00	4,60	4,50	4,40	4,35	4,25	4,20																																																																																
Debt instruments, equities and warrants	02.06.TH123	<b>Thailand</b>																																																																																								
		The following tariff applies to the aggregated custody volumes for domestic debt instruments across Indonesia, Philippines, Taiwan, and Thailand																																																																																								
<table><tr><th colspan="2">Aggregated Business</th><th colspan="9">Family depot (EUR billion)</th></tr><tr><th colspan="2">Unit Depot (EUR million)</th><th>≤ 1</th><th>1-5</th><th>5-10</th><th>10-20</th><th>20-45</th><th>45-65</th><th>65-110</th><th>110-170</th><th>&gt;170</th></tr><tr><td>&lt;</td><td>50</td><td>7.80</td><td>7.56</td><td>7.32</td><td>6.84</td><td>6.60</td><td>6.36</td><td>6.12</td><td>5.88</td><td>5.76</td></tr><tr><td>50 -</td><td>100</td><td>7.56</td><td>7.32</td><td>7.08</td><td>6.60</td><td>6.36</td><td>6.12</td><td>5.88</td><td>5.76</td><td>5.70</td></tr><tr><td>100 -</td><td>250</td><td>7.32</td><td>7.08</td><td>6.84</td><td>6.36</td><td>6.12</td><td>5.88</td><td>5.76</td><td>5.70</td><td>5.58</td></tr><tr><td>250 -</td><td>500</td><td>7.08</td><td>6.84</td><td>6.60</td><td>6.12</td><td>5.88</td><td>5.76</td><td>5.70</td><td>5.58</td><td>5.52</td></tr><tr><td>500 -</td><td>1000</td><td>6.72</td><td>6.48</td><td>6.24</td><td>5.76</td><td>5.64</td><td>5.52</td><td>5.46</td><td>5.34</td><td>5.28</td></tr><tr><td>&gt;</td><td>1000</td><td>6.48</td><td>6.24</td><td>6.00</td><td>5.52</td><td>5.40</td><td>5.28</td><td>5.22</td><td>5.10</td><td>5.04</td></tr></table>			Aggregated Business		Family depot (EUR billion)									Unit Depot (EUR million)		≤ 1	1-5	5-10	10-20	20-45	45-65	65-110	110-170	>170	<	50	7.80	7.56	7.32	6.84	6.60	6.36	6.12	5.88	5.76	50 -	100	7.56	7.32	7.08	6.60	6.36	6.12	5.88	5.76	5.70	100 -	250	7.32	7.08	6.84	6.36	6.12	5.88	5.76	5.70	5.58	250 -	500	7.08	6.84	6.60	6.12	5.88	5.76	5.70	5.58	5.52	500 -	1000	6.72	6.48	6.24	5.76	5.64	5.52	5.46	5.34	5.28	>	1000	6.48	6.24	6.00	5.52	5.40	5.28	5.22	5.10	5.04
Aggregated Business		Family depot (EUR billion)																																																																																								
Unit Depot (EUR million)		≤ 1	1-5	5-10	10-20	20-45	45-65	65-110	110-170	>170																																																																																
<	50	7.80	7.56	7.32	6.84	6.60	6.36	6.12	5.88	5.76																																																																																
50 -	100	7.56	7.32	7.08	6.60	6.36	6.12	5.88	5.76	5.70																																																																																
100 -	250	7.32	7.08	6.84	6.36	6.12	5.88	5.76	5.70	5.58																																																																																
250 -	500	7.08	6.84	6.60	6.12	5.88	5.76	5.70	5.58	5.52																																																																																
500 -	1000	6.72	6.48	6.24	5.76	5.64	5.52	5.46	5.34	5.28																																																																																
>	1000	6.48	6.24	6.00	5.52	5.40	5.28	5.22	5.10	5.04																																																																																

Settlement Marginal rates: EUR per settled instruction

Instrument	Tariff reference	Description												
Debt instruments		<b>Internal</b>  For the tariff applicable for the aggregated internal settlement volumes for debt instruments, equities and warrants across all countries, refer to the 'All countries' tariff sheet.												
	<b>External</b> <b>01.03.AU1</b>	<b>External</b> <table><tr><th>Aggregated Business Unit instructions</th><th>Rate</th></tr><tr><td>≤ 10</td><td>28.00</td></tr><tr><td>11 - 25</td><td>25.00</td></tr><tr><td>26 - 100</td><td>24.00</td></tr><tr><td>101 - 250</td><td>23.00</td></tr><tr><td>&gt; 250</td><td>21.00</td></tr></table>	Aggregated Business Unit instructions	Rate	≤ 10	28.00	11 - 25	25.00	26 - 100	24.00	101 - 250	23.00	> 250	21.00
	Aggregated Business Unit instructions	Rate												
	≤ 10	28.00												
11 - 25	25.00													
26 - 100	24.00													
101 - 250	23.00													
> 250	21.00													
<b>Bridge</b> <b>01.02.AU1</b>	<b>Bridge</b> <table><tr><th>Aggregated Business Unit instructions</th><th>Rate</th></tr><tr><td>≤ 10</td><td>6.80</td></tr><tr><td>11 - 25</td><td>3.95</td></tr><tr><td>&gt; 25</td><td>2.80</td></tr></table>	Aggregated Business Unit instructions	Rate	≤ 10	6.80	11 - 25	3.95	> 25	2.80					
Aggregated Business Unit instructions	Rate													
≤ 10	6.80													
11 - 25	3.95													
> 25	2.80													
Equities, warrants and funds		<b>Internal - Equities and warrants</b>  For the tariff applicable for the aggregated internal settlement volumes for debt instruments, equities and warrants across all countries, refer to the 'All countries' tariff sheet.												
	<b>01.03.AU23</b>	<b>External</b>  A flat rate of EUR 10.00 applies for all Aggregated Business Unit Instructions.												
	<b>01.04.03AU13</b>	<b>Cancellation fee</b>  EUR 5 per cancelled instruction.												

Custody Marginal rates: basis points per annum

Instrument	Tariff reference	Description																																																																															
Debt instruments		For the tariff applicable, refer to the 'Asia-Pacific countries' tariff sheet.																																																																															
Equities, warrants and funds	02.06.AU23	<table><tr><th rowspan="2">Aggregated Business Unit Depot (EUR million)</th><th colspan="9">Family depot (EUR billion)</th></tr><tr><th>≤ 1</th><th>1-5</th><th>5-10</th><th>10-20</th><th>20-45</th><th>45-65</th><th>65-110</th><th>110-170</th><th>&gt;170</th></tr><tr><td>&lt; 100</td><td>1.00</td><td>0.98</td><td>0.96</td><td>0.94</td><td>0.92</td><td>0.90</td><td>0.88</td><td>0.86</td><td>0.86</td></tr><tr><td>100 - 500</td><td>0.90</td><td>0.88</td><td>0.86</td><td>0.84</td><td>0.83</td><td>0.82</td><td>0.81</td><td>0.80</td><td>0.79</td></tr><tr><td>500 - 1,000</td><td>0.74</td><td>0.72</td><td>0.70</td><td>0.68</td><td>0.66</td><td>0.66</td><td>0.66</td><td>0.66</td><td>0.66</td></tr><tr><td>1,000 - 3,000</td><td></td><td>0.68</td><td>0.66</td><td>0.66</td><td>0.64</td><td>0.64</td><td>0.64</td><td>0.64</td><td>0.64</td></tr><tr><td>3,000 - 5,000</td><td></td><td>0.61</td><td>0.60</td><td>0.60</td><td>0.60</td><td>0.60</td><td>0.60</td><td>0.60</td><td>0.60</td></tr><tr><td>&gt; 5,000</td><td></td><td></td><td>0.54</td><td>0.52</td><td>0.52</td><td>0.52</td><td>0.52</td><td>0.52</td><td>0.52</td></tr></table>	Aggregated Business Unit Depot (EUR million)	Family depot (EUR billion)									≤ 1	1-5	5-10	10-20	20-45	45-65	65-110	110-170	>170	< 100	1.00	0.98	0.96	0.94	0.92	0.90	0.88	0.86	0.86	100 - 500	0.90	0.88	0.86	0.84	0.83	0.82	0.81	0.80	0.79	500 - 1,000	0.74	0.72	0.70	0.68	0.66	0.66	0.66	0.66	0.66	1,000 - 3,000		0.68	0.66	0.66	0.64	0.64	0.64	0.64	0.64	3,000 - 5,000		0.61	0.60	0.60	0.60	0.60	0.60	0.60	0.60	> 5,000			0.54	0.52	0.52	0.52	0.52	0.52	0.52
Aggregated Business Unit Depot (EUR million)	Family depot (EUR billion)																																																																																
	≤ 1	1-5	5-10	10-20	20-45	45-65	65-110	110-170	>170																																																																								
< 100	1.00	0.98	0.96	0.94	0.92	0.90	0.88	0.86	0.86																																																																								
100 - 500	0.90	0.88	0.86	0.84	0.83	0.82	0.81	0.80	0.79																																																																								
500 - 1,000	0.74	0.72	0.70	0.68	0.66	0.66	0.66	0.66	0.66																																																																								
1,000 - 3,000		0.68	0.66	0.66	0.64	0.64	0.64	0.64	0.64																																																																								
3,000 - 5,000		0.61	0.60	0.60	0.60	0.60	0.60	0.60	0.60																																																																								
> 5,000			0.54	0.52	0.52	0.52	0.52	0.52	0.52																																																																								

Other fees

Service	Tariff reference	Description
Custody operation	03.01.04	Meeting / Consent – voting..... 500.00

Settlement Marginal rates: EUR per settled instruction

Instrument	Tariff reference	Description																																																								
Debt instruments		<b>Internal</b>																																																								
		For the tariff applicable for the aggregated internal settlement volumes for debt instruments, equities and warrants across all countries, refer to the 'All countries' tariff sheet.																																																								
		<b>External</b>		<b>Bridge</b>																																																						
	<b>External</b>																																																									
	<b>01.03.AT1</b>																																																									
	<b>Bridge</b>																																																									
	<b>01.02.AT1</b>																																																									
		<table><tr><th colspan="2">Aggregated Business Unit instructions</th><th>Rate</th></tr><tr><td>≤</td><td>10</td><td>17.15</td></tr><tr><td>11 -</td><td>25</td><td>14.15</td></tr><tr><td>26 -</td><td>100</td><td>12.15</td></tr><tr><td>101 -</td><td>250</td><td>11.65</td></tr><tr><td>&gt;</td><td>250</td><td>10.15</td></tr></table>		Aggregated Business Unit instructions		Rate	≤	10	17.15	11 -	25	14.15	26 -	100	12.15	101 -	250	11.65	>	250	10.15	<table><tr><th colspan="2">Aggregated Business Unit instructions</th><th>Rate</th></tr><tr><td>≤</td><td>10</td><td>6.80</td></tr><tr><td>11 -</td><td>25</td><td>3.95</td></tr><tr><td>&gt;</td><td>25</td><td>2.80</td></tr></table>		Aggregated Business Unit instructions		Rate	≤	10	6.80	11 -	25	3.95	>	25	2.80																							
	Aggregated Business Unit instructions		Rate																																																							
	≤	10	17.15																																																							
11 -	25	14.15																																																								
26 -	100	12.15																																																								
101 -	250	11.65																																																								
>	250	10.15																																																								
Aggregated Business Unit instructions		Rate																																																								
≤	10	6.80																																																								
11 -	25	3.95																																																								
>	25	2.80																																																								
Equities, warrants, funds and depositary receipts		<b>Internal - Equities, warrants and depositary receipts</b>																																																								
		<ul style="list-style-type: none"><li>For the tariff applicable for the aggregated internal settlement volumes for debt instruments, equities and warrants across all countries, refer to the 'All countries' tariff sheet.</li><li>For the tariff applicable for the aggregated internal settlement volumes for depositary receipts across all countries, refer to the 'All countries' tariff sheet.</li></ul>																																																								
	<b>Internal - Funds</b>	<b>Internal - Funds</b>		<b>External</b>		<b>Bridge</b>																																																				
	<b>01.01.AT5</b>																																																									
	<b>External</b>																																																									
	<b>01.03.AT2345</b>																																																									
	<b>Bridge</b>																																																									
	<b>01.02.AT2345</b>																																																									
		<table><tr><th colspan="2">Aggregated Business Unit instructions</th><th>Rate</th></tr><tr><td>≤</td><td>10</td><td>5.65</td></tr><tr><td>11 -</td><td>25</td><td>2.80</td></tr><tr><td>26 -</td><td>100</td><td>1.70</td></tr><tr><td>101 -</td><td>250</td><td>1.15</td></tr><tr><td>&gt;</td><td>250</td><td>0.85</td></tr></table>		Aggregated Business Unit instructions		Rate	≤	10	5.65	11 -	25	2.80	26 -	100	1.70	101 -	250	1.15	>	250	0.85	<table><tr><th colspan="2">Aggregated Business Unit instructions</th><th>Rate</th></tr><tr><td>≤</td><td>10</td><td>34.15</td></tr><tr><td>11 -</td><td>50</td><td>29.15</td></tr><tr><td>51 -</td><td>100</td><td>28.15</td></tr><tr><td>101 -</td><td>250</td><td>27.15</td></tr><tr><td>251 -</td><td>500</td><td>26.15</td></tr><tr><td>&gt;</td><td>500</td><td>25.15</td></tr></table>		Aggregated Business Unit instructions		Rate	≤	10	34.15	11 -	50	29.15	51 -	100	28.15	101 -	250	27.15	251 -	500	26.15	>	500	25.15	<table><tr><th colspan="2">Aggregated Business Unit instructions</th><th>Rate</th></tr><tr><td>≤</td><td>10</td><td>6.80</td></tr><tr><td>11 -</td><td>25</td><td>3.95</td></tr><tr><td>&gt;</td><td>25</td><td>2.80</td></tr></table>		Aggregated Business Unit instructions		Rate	≤	10	6.80	11 -	25	3.95	>	25	2.80
	Aggregated Business Unit instructions		Rate																																																							
	≤	10	5.65																																																							
	11 -	25	2.80																																																							
26 -	100	1.70																																																								
101 -	250	1.15																																																								
>	250	0.85																																																								
Aggregated Business Unit instructions		Rate																																																								
≤	10	34.15																																																								
11 -	50	29.15																																																								
51 -	100	28.15																																																								
101 -	250	27.15																																																								
251 -	500	26.15																																																								
>	500	25.15																																																								
Aggregated Business Unit instructions		Rate																																																								
≤	10	6.80																																																								
11 -	25	3.95																																																								
>	25	2.80																																																								

Custody Marginal rates: basis points per annum

Instrument	Tariff reference	Description																																																																																																			
Debt instruments		For the tariff applicable for the aggregated European zone custody volumes, refer to the 'European zone countries' tariff sheet.																																																																																																			
Equities, warrants, funds and depositary receipts	02.02.AT2345	<table><tr><th colspan="2">Aggregated Business</th><th colspan="9">Family depot (EUR billion)</th></tr><tr><th colspan="2">Unit Depot (EUR million)</th><th>≤ 1</th><th>1-5</th><th>5-10</th><th>10-20</th><th>20-45</th><th>45-65</th><th>65-110</th><th>110-170</th><th>&gt;170</th></tr><tr><td>&lt;</td><td>25</td><td>2.80</td><td>2.70</td><td>2.60</td><td>2.50</td><td>2.40</td><td>2.30</td><td>2.20</td><td>2.10</td><td>2.00</td></tr><tr><td>25 -</td><td>55</td><td>2.50</td><td>2.40</td><td>2.30</td><td>2.20</td><td>2.10</td><td>2.00</td><td>1.90</td><td>1.80</td><td>1.70</td></tr><tr><td>55 -</td><td>110</td><td>2.20</td><td>2.10</td><td>2.00</td><td>1.90</td><td>1.80</td><td>1.70</td><td>1.60</td><td>1.55</td><td>1.50</td></tr><tr><td>110 -</td><td>275</td><td>1.90</td><td>1.80</td><td>1.75</td><td>1.70</td><td>1.65</td><td>1.60</td><td>1.55</td><td>1.50</td><td>1.45</td></tr><tr><td>275 -</td><td>550</td><td>1.80</td><td>1.75</td><td>1.70</td><td>1.65</td><td>1.60</td><td>1.55</td><td>1.50</td><td>1.45</td><td>1.40</td></tr><tr><td>550 -</td><td>1,100</td><td>1.75</td><td>1.70</td><td>1.65</td><td>1.60</td><td>1.55</td><td>1.50</td><td>1.45</td><td>1.40</td><td>1.35</td></tr><tr><td>&gt;</td><td>1,100</td><td></td><td>1.65</td><td>1.60</td><td>1.55</td><td>1.50</td><td>1.45</td><td>1.40</td><td>1.35</td><td>1.30</td></tr></table>	Aggregated Business		Family depot (EUR billion)									Unit Depot (EUR million)		≤ 1	1-5	5-10	10-20	20-45	45-65	65-110	110-170	>170	<	25	2.80	2.70	2.60	2.50	2.40	2.30	2.20	2.10	2.00	25 -	55	2.50	2.40	2.30	2.20	2.10	2.00	1.90	1.80	1.70	55 -	110	2.20	2.10	2.00	1.90	1.80	1.70	1.60	1.55	1.50	110 -	275	1.90	1.80	1.75	1.70	1.65	1.60	1.55	1.50	1.45	275 -	550	1.80	1.75	1.70	1.65	1.60	1.55	1.50	1.45	1.40	550 -	1,100	1.75	1.70	1.65	1.60	1.55	1.50	1.45	1.40	1.35	>	1,100		1.65	1.60	1.55	1.50	1.45	1.40	1.35	1.30
Aggregated Business		Family depot (EUR billion)																																																																																																			
Unit Depot (EUR million)		≤ 1	1-5	5-10	10-20	20-45	45-65	65-110	110-170	>170																																																																																											
<	25	2.80	2.70	2.60	2.50	2.40	2.30	2.20	2.10	2.00																																																																																											
25 -	55	2.50	2.40	2.30	2.20	2.10	2.00	1.90	1.80	1.70																																																																																											
55 -	110	2.20	2.10	2.00	1.90	1.80	1.70	1.60	1.55	1.50																																																																																											
110 -	275	1.90	1.80	1.75	1.70	1.65	1.60	1.55	1.50	1.45																																																																																											
275 -	550	1.80	1.75	1.70	1.65	1.60	1.55	1.50	1.45	1.40																																																																																											
550 -	1,100	1.75	1.70	1.65	1.60	1.55	1.50	1.45	1.40	1.35																																																																																											
>	1,100		1.65	1.60	1.55	1.50	1.45	1.40	1.35	1.30																																																																																											

Settlement Marginal rates: EUR per settled instruction

Instrument	Tariff reference	Description																					
Debt instruments		<b>Internal</b>  For the tariff applicable for the aggregated internal settlement volumes for debt instruments, equities and warrants across all countries, refer to the ‘All countries’ tariff sheet.																					
		<b>External</b> <ul style="list-style-type: none"><li>For the tariff applicable for external instructions in physical securities deposited in Euroclear Belgium, refer to the ‘Physical settlement’ section.</li><li>For the tariff applicable for the aggregated external settlement volumes for debt instruments, equities and warrants across all Euroclear group countries refer to the ‘Euroclear group countries’ tariff sheet.</li></ul>																					
	01.02.BE1	<b>Bridge</b> <table><tr><th colspan="2">Aggregated Business Unit instructions</th><th>Rate</th></tr><tr><td>≤</td><td>50</td><td>3.40</td></tr><tr><td>51 -</td><td>100</td><td>2.25</td></tr><tr><td>101 -</td><td>1,000</td><td>1.25</td></tr><tr><td>&gt;</td><td>1,000</td><td>1.20</td></tr></table>	Aggregated Business Unit instructions		Rate	≤	50	3.40	51 -	100	2.25	101 -	1,000	1.25	>	1,000	1.20						
Aggregated Business Unit instructions		Rate																					
≤	50	3.40																					
51 -	100	2.25																					
101 -	1,000	1.25																					
>	1,000	1.20																					
Equities, warrants and depositary receipts		<b>Internal</b>  For the tariff applicable to the internal settlement volumes, refer to the ‘All countries’ tariff sheet.																					
		<b>Bridge</b>  For the tariff applicable to the Bridge settlement volumes, refer to the ‘ESES group countries’ tariff sheet.																					
		<b>External</b>  For the tariff applicable to the external settlement volumes, refer to the ‘Euroclear group countries’ tariff sheet.																					
Funds	<b>Internal</b> 01.01.BE5	<b>Internal</b> <table><tr><th colspan="2">Aggregated Business Unit instructions</th><th>Rate</th></tr><tr><td>≤</td><td>50</td><td>2.80</td></tr><tr><td>51 -</td><td>100</td><td>1.70</td></tr><tr><td>101 -</td><td>250</td><td>0.73</td></tr><tr><td>251 -</td><td>1,000</td><td>0.68</td></tr><tr><td>&gt;</td><td>1,000</td><td>0.62</td></tr></table>	Aggregated Business Unit instructions		Rate	≤	50	2.80	51 -	100	1.70	101 -	250	0.73	251 -	1,000	0.68	>	1,000	0.62			
Aggregated Business Unit instructions		Rate																					
≤	50	2.80																					
51 -	100	1.70																					
101 -	250	0.73																					
251 -	1,000	0.68																					
>	1,000	0.62																					
	<b>External</b> 01.03.BE5	<b>External</b> <table><tr><th colspan="2">Aggregated Business Unit instructions</th><th>Rate</th></tr><tr><td>≤</td><td>10</td><td>34.15</td></tr><tr><td>11 -</td><td>50</td><td>29.15</td></tr><tr><td>51 -</td><td>100</td><td>28.15</td></tr><tr><td>101 -</td><td>250</td><td>27.15</td></tr><tr><td>251 -</td><td>500</td><td>26.15</td></tr><tr><td>&gt;</td><td>500</td><td>25.15</td></tr></table>	Aggregated Business Unit instructions		Rate	≤	10	34.15	11 -	50	29.15	51 -	100	28.15	101 -	250	27.15	251 -	500	26.15	>	500	25.15
Aggregated Business Unit instructions		Rate																					
≤	10	34.15																					
11 -	50	29.15																					
51 -	100	28.15																					
101 -	250	27.15																					
251 -	500	26.15																					
>	500	25.15																					
	<b>Bridge</b> 01.02.BE5	<b>Bridge</b> <table><tr><th colspan="2">Aggregated Business Unit instructions</th><th>Rate</th></tr><tr><td>≤</td><td>50</td><td>3.40</td></tr><tr><td>51 -</td><td>100</td><td>2.25</td></tr><tr><td>101 -</td><td>1,000</td><td>1.25</td></tr><tr><td>&gt;</td><td>1,000</td><td>1.20</td></tr></table>	Aggregated Business Unit instructions		Rate	≤	50	3.40	51 -	100	2.25	101 -	1,000	1.25	>	1,000	1.20						
Aggregated Business Unit instructions		Rate																					
≤	50	3.40																					
51 -	100	2.25																					
101 -	1,000	1.25																					
>	1,000	1.20																					

Custody Marginal rates: basis points per annum

Instrument	Tariff reference	Description																																																																																																				
Debt instruments		For the tariff applicable for the aggregated European zone custody volumes, refer to the ‘European zone countries’ tariff sheet.																																																																																																				
Equities, warrants and depository receipts		For the tariff applicable, refer to the ESES group countries’ tariff sheet.																																																																																																				
Funds	02.02.BE5	<table><tr><th colspan="2">Aggregated Business</th><th colspan="10">Family depot (EUR billion)</th></tr><tr><th colspan="2">Unit Depot (EUR million)</th><th>≤ 1</th><th>1-5</th><th>5-10</th><th>10-20</th><th>20-45</th><th>45-65</th><th>65-110</th><th>110-170</th><th>&gt;170</th></tr><tr><td>&lt;</td><td>25</td><td>2.80</td><td>2.70</td><td>2.60</td><td>2.50</td><td>2.40</td><td>2.30</td><td>2.20</td><td>2.10</td><td>2.00</td></tr><tr><td>25 -</td><td>55</td><td>2.50</td><td>2.40</td><td>2.30</td><td>2.20</td><td>2.10</td><td>2.00</td><td>1.90</td><td>1.80</td><td>1.70</td></tr><tr><td>55 -</td><td>110</td><td>2.20</td><td>2.10</td><td>2.00</td><td>1.90</td><td>1.80</td><td>1.70</td><td>1.60</td><td>1.55</td><td>1.50</td></tr><tr><td>110 -</td><td>275</td><td>1.90</td><td>1.80</td><td>1.75</td><td>1.70</td><td>1.65</td><td>1.60</td><td>1.55</td><td>1.50</td><td>1.45</td></tr><tr><td>275 -</td><td>550</td><td>1.80</td><td>1.75</td><td>1.70</td><td>1.65</td><td>1.60</td><td>1.55</td><td>1.50</td><td>1.45</td><td>1.40</td></tr><tr><td>550 -</td><td>1,100</td><td>1.75</td><td>1.70</td><td>1.65</td><td>1.60</td><td>1.55</td><td>1.50</td><td>1.45</td><td>1.40</td><td>1.35</td></tr><tr><td>&gt;</td><td>1,100</td><td></td><td>1.65</td><td>1.60</td><td>1.55</td><td>1.50</td><td>1.45</td><td>1.40</td><td>1.35</td><td>1.30</td></tr></table>	Aggregated Business		Family depot (EUR billion)										Unit Depot (EUR million)		≤ 1	1-5	5-10	10-20	20-45	45-65	65-110	110-170	>170	<	25	2.80	2.70	2.60	2.50	2.40	2.30	2.20	2.10	2.00	25 -	55	2.50	2.40	2.30	2.20	2.10	2.00	1.90	1.80	1.70	55 -	110	2.20	2.10	2.00	1.90	1.80	1.70	1.60	1.55	1.50	110 -	275	1.90	1.80	1.75	1.70	1.65	1.60	1.55	1.50	1.45	275 -	550	1.80	1.75	1.70	1.65	1.60	1.55	1.50	1.45	1.40	550 -	1,100	1.75	1.70	1.65	1.60	1.55	1.50	1.45	1.40	1.35	>	1,100		1.65	1.60	1.55	1.50	1.45	1.40	1.35	1.30
Aggregated Business		Family depot (EUR billion)																																																																																																				
Unit Depot (EUR million)		≤ 1	1-5	5-10	10-20	20-45	45-65	65-110	110-170	>170																																																																																												
<	25	2.80	2.70	2.60	2.50	2.40	2.30	2.20	2.10	2.00																																																																																												
25 -	55	2.50	2.40	2.30	2.20	2.10	2.00	1.90	1.80	1.70																																																																																												
55 -	110	2.20	2.10	2.00	1.90	1.80	1.70	1.60	1.55	1.50																																																																																												
110 -	275	1.90	1.80	1.75	1.70	1.65	1.60	1.55	1.50	1.45																																																																																												
275 -	550	1.80	1.75	1.70	1.65	1.60	1.55	1.50	1.45	1.40																																																																																												
550 -	1,100	1.75	1.70	1.65	1.60	1.55	1.50	1.45	1.40	1.35																																																																																												
>	1,100		1.65	1.60	1.55	1.50	1.45	1.40	1.35	1.30																																																																																												
	02.02.ESES26MIN	<p>Minimum market values – ETFs</p> <ul style="list-style-type: none"><li>A minimum market value of EUR 12.00 per ISIN applies.</li><li>If the market value of an ISIN is less than the minimum market value, the monthly average depot value will increase. This depot value increase is charged at a fixed rate of 0.25 basis points.</li><li>The initial depot value is charged as per the standard custody fee sliding scale given above.</li></ul>																																																																																																				

Other fees

Service	Tariff reference	Description
Settlement	01.03.BE1PH	<p>External instructions in physical securities deposited in Euroclear Belgium</p> <ul style="list-style-type: none"><li>Receipt of physical securities <i>Per instruction</i> ..... 35.00</li><li>Delivery of physical securities <sup>(1)</sup> <i>Per instruction</i> ..... 25.00 <i>Per certificate or coupon</i> ..... 25.00 <i>Per sheet</i> ..... 0.16</li><li>Destruction of physical securities <sup>(1)</sup> <i>Per sheet</i> ..... 0.05 <i>Minimum fee per destruction request</i> ..... 30.00</li></ul> <p><sup>(1)</sup> This tariff also applies for physical international debt securities deposited in Euroclear Belgium.</p>

Settlement Marginal rates: EUR per settled instruction

Instrument	Tariff reference	Description																		
All instruments	01.03.BR1235	<b>External</b> <table><tr><th colspan="2">Aggregated Business Unit instructions</th><th>Rate</th></tr><tr><td>≤</td><td>50</td><td>9</td></tr><tr><td>51 -</td><td>100</td><td>8</td></tr><tr><td>101 -</td><td>250</td><td>7</td></tr><tr><td>251 -</td><td>500</td><td>6</td></tr><tr><td>&gt;</td><td>500</td><td>5</td></tr></table>	Aggregated Business Unit instructions		Rate	≤	50	9	51 -	100	8	101 -	250	7	251 -	500	6	>	500	5
	Aggregated Business Unit instructions		Rate																	
≤	50	9																		
51 -	100	8																		
101 -	250	7																		
251 -	500	6																		
>	500	5																		
	01.04.03BR	<b>Cancellation fee</b> EUR 5 per cancelled instruction.																		

Custody Marginal rates: basis points per annum

Instrument	Tariff reference	Description																																																																																																																																																									
All instruments	02.07.BR1235	<table><tr><th colspan="2" rowspan="2">Aggregated Business Unit Depot (EUR million)</th><th colspan="16">Family depot (EUR billion)</th></tr><tr><th>≤ 1</th><th>1-5</th><th>5-10</th><th>10-20</th><th>20-45</th><th>45-65</th><th>65-110</th><th>110-170</th><th>170-250</th><th>250-350</th><th>350-450</th><th>450-600</th><th>600-750</th><th>750-900</th><th>900-1,200</th><th>&gt;1,200</th></tr><tr><td>&lt; 100</td><td>5.50</td><td>5.48</td><td>5.46</td><td>5.44</td><td>5.42</td><td>5.40</td><td>5.38</td><td>5.36</td><td>5.33</td><td>5.30</td><td>5.25</td><td>5.20</td><td>5.15</td><td>5.10</td><td>5.05</td><td>5.00</td></tr><tr><td>100 - 250</td><td>4.75</td><td>4.70</td><td>4.65</td><td>4.60</td><td>4.55</td><td>4.50</td><td>4.45</td><td>4.40</td><td>4.35</td><td>4.30</td><td>4.25</td><td>4.20</td><td>4.15</td><td>4.10</td><td>4.05</td><td>4.00</td></tr><tr><td>250 - 500</td><td>4.00</td><td>3.95</td><td>3.90</td><td>3.85</td><td>3.80</td><td>3.75</td><td>3.70</td><td>3.65</td><td>3.60</td><td>3.55</td><td>3.50</td><td>3.45</td><td>3.40</td><td>3.35</td><td>3.30</td><td>3.25</td></tr><tr><td>500 - 1,000</td><td></td><td>3.50</td><td>3.48</td><td>3.46</td><td>3.44</td><td>3.42</td><td>3.40</td><td>3.38</td><td>3.36</td><td>3.34</td><td>3.32</td><td>3.30</td><td>3.28</td><td>3.26</td><td>3.24</td><td>3.20</td></tr><tr><td>1,000 - 5,000</td><td></td><td>3.0</td><td>2.98</td><td>2.96</td><td>2.94</td><td>2.92</td><td>2.90</td><td>2.88</td><td>2.86</td><td>2.84</td><td>2.82</td><td>2.80</td><td>2.78</td><td>2.76</td><td>2.74</td><td>2.70</td></tr><tr><td>5,000 - 10,000</td><td></td><td></td><td>2.60</td><td>2.55</td><td>2.50</td><td>2.45</td><td>2.42</td><td>2.40</td><td>2.38</td><td>2.36</td><td>2.34</td><td>2.32</td><td>2.30</td><td>2.28</td><td>2.26</td><td>2.24</td></tr><tr><td>&gt; 10,000</td><td></td><td></td><td>2.40</td><td>2.38</td><td>2.36</td><td>2.34</td><td>2.32</td><td>2.30</td><td>2.28</td><td>2.26</td><td>2.24</td><td>2.20</td><td>2.15</td><td>2.10</td><td>2.05</td><td>2.00</td></tr></table>	Aggregated Business Unit Depot (EUR million)		Family depot (EUR billion)																≤ 1	1-5	5-10	10-20	20-45	45-65	65-110	110-170	170-250	250-350	350-450	450-600	600-750	750-900	900-1,200	>1,200	< 100	5.50	5.48	5.46	5.44	5.42	5.40	5.38	5.36	5.33	5.30	5.25	5.20	5.15	5.10	5.05	5.00	100 - 250	4.75	4.70	4.65	4.60	4.55	4.50	4.45	4.40	4.35	4.30	4.25	4.20	4.15	4.10	4.05	4.00	250 - 500	4.00	3.95	3.90	3.85	3.80	3.75	3.70	3.65	3.60	3.55	3.50	3.45	3.40	3.35	3.30	3.25	500 - 1,000		3.50	3.48	3.46	3.44	3.42	3.40	3.38	3.36	3.34	3.32	3.30	3.28	3.26	3.24	3.20	1,000 - 5,000		3.0	2.98	2.96	2.94	2.92	2.90	2.88	2.86	2.84	2.82	2.80	2.78	2.76	2.74	2.70	5,000 - 10,000			2.60	2.55	2.50	2.45	2.42	2.40	2.38	2.36	2.34	2.32	2.30	2.28	2.26	2.24	> 10,000			2.40	2.38	2.36	2.34	2.32	2.30	2.28	2.26	2.24	2.20	2.15	2.10	2.05	2.00
		Aggregated Business Unit Depot (EUR million)			Family depot (EUR billion)																																																																																																																																																						
				≤ 1	1-5	5-10	10-20	20-45	45-65	65-110	110-170	170-250	250-350	350-450	450-600	600-750	750-900	900-1,200	>1,200																																																																																																																																								
		< 100	5.50	5.48	5.46	5.44	5.42	5.40	5.38	5.36	5.33	5.30	5.25	5.20	5.15	5.10	5.05	5.00																																																																																																																																									
		100 - 250	4.75	4.70	4.65	4.60	4.55	4.50	4.45	4.40	4.35	4.30	4.25	4.20	4.15	4.10	4.05	4.00																																																																																																																																									
		250 - 500	4.00	3.95	3.90	3.85	3.80	3.75	3.70	3.65	3.60	3.55	3.50	3.45	3.40	3.35	3.30	3.25																																																																																																																																									
		500 - 1,000		3.50	3.48	3.46	3.44	3.42	3.40	3.38	3.36	3.34	3.32	3.30	3.28	3.26	3.24	3.20																																																																																																																																									
		1,000 - 5,000		3.0	2.98	2.96	2.94	2.92	2.90	2.88	2.86	2.84	2.82	2.80	2.78	2.76	2.74	2.70																																																																																																																																									
		5,000 - 10,000			2.60	2.55	2.50	2.45	2.42	2.40	2.38	2.36	2.34	2.32	2.30	2.28	2.26	2.24																																																																																																																																									
		> 10,000			2.40	2.38	2.36	2.34	2.32	2.30	2.28	2.26	2.24	2.20	2.15	2.10	2.05	2.00																																																																																																																																									

Other fees

Service	Tariff reference	Description
Custody operations	03.01.03	Meeting / Consent – voting..... 85.00
		Comissão de Valores Mobiliários (CVM) fees (fiscalisation levy) will be charged to you as an out-of-pocket expense.

Settlement Marginal rates: EUR per settled instruction

Instrument	Tariff reference	Description																																															
Debt instruments		Internal																																															
		For the tariff applicable for the aggregated internal settlement volumes for debt instruments, equities and warrants across all countries, refer to the 'All countries' tariff sheet.																																															
	External	External		Bridge																																													
	01.03.CA1																																																
	Bridge																																																
	01.02.CA1																																																
		<table><tr><th colspan="2">Aggregated Business</th><th>Rate</th></tr><tr><th colspan="2">Unit instructions</th><th></th></tr><tr><td>≤</td><td>10</td><td>17.00</td></tr><tr><td>11 -</td><td>50</td><td>14.00</td></tr><tr><td>51 -</td><td>100</td><td>12.00</td></tr><tr><td>101 -</td><td>250</td><td>11.50</td></tr><tr><td>&gt;</td><td>250</td><td>10.00</td></tr></table>	Aggregated Business		Rate	Unit instructions			≤	10	17.00	11 -	50	14.00	51 -	100	12.00	101 -	250	11.50	>	250	10.00	<table><tr><th colspan="2">Aggregated Business</th><th>Rate</th></tr><tr><th colspan="2">Unit instructions</th><th></th></tr><tr><td>≤</td><td>50</td><td>3.40</td></tr><tr><td>51 -</td><td>100</td><td>2.25</td></tr><tr><td>101 -</td><td>1,000</td><td>1.25</td></tr><tr><td>&gt;</td><td>1,000</td><td>1.20</td></tr></table>		Aggregated Business		Rate	Unit instructions			≤	50	3.40	51 -	100	2.25	101 -	1,000	1.25	>	1,000	1.20						
Aggregated Business		Rate																																															
Unit instructions																																																	
≤	10	17.00																																															
11 -	50	14.00																																															
51 -	100	12.00																																															
101 -	250	11.50																																															
>	250	10.00																																															
Aggregated Business		Rate																																															
Unit instructions																																																	
≤	50	3.40																																															
51 -	100	2.25																																															
101 -	1,000	1.25																																															
>	1,000	1.20																																															
Equities, warrants and funds		Internal																																															
		For the tariff applicable for the aggregated internal settlement volumes for debt instruments, equities and warrants across all countries, refer to the 'All countries' tariff sheet.																																															
	Internal – Funds	Internal – Funds		External																																													
	01.01.CA5																																																
	External																																																
	01.03.CA235																																																
		<table><tr><th colspan="2">Aggregated Business</th><th>Rate</th></tr><tr><th colspan="2">Unit instructions</th><th></th></tr><tr><td>≤</td><td>50</td><td>2.80</td></tr><tr><td>51 -</td><td>100</td><td>1.70</td></tr><tr><td>101 -</td><td>2500</td><td>0.73</td></tr><tr><td>251 -</td><td>1,000</td><td>0.68</td></tr><tr><td>&gt;</td><td>1,000</td><td>0.62</td></tr></table>	Aggregated Business		Rate	Unit instructions			≤	50	2.80	51 -	100	1.70	101 -	2500	0.73	251 -	1,000	0.68	>	1,000	0.62	<table><tr><th colspan="2">Aggregated Business</th><th>Rate</th></tr><tr><th colspan="2">Unit instructions</th><th></th></tr><tr><td>≤</td><td>10</td><td>23.00</td></tr><tr><td>11 -</td><td>50</td><td>18.00</td></tr><tr><td>51 -</td><td>100</td><td>17.00</td></tr><tr><td>101 -</td><td>250</td><td>16.00</td></tr><tr><td>251 -</td><td>500</td><td>15.00</td></tr><tr><td>&gt;</td><td>500</td><td>14.00</td></tr></table>		Aggregated Business		Rate	Unit instructions			≤	10	23.00	11 -	50	18.00	51 -	100	17.00	101 -	250	16.00	251 -	500	15.00	>	500	14.00
Aggregated Business		Rate																																															
Unit instructions																																																	
≤	50	2.80																																															
51 -	100	1.70																																															
101 -	2500	0.73																																															
251 -	1,000	0.68																																															
>	1,000	0.62																																															
Aggregated Business		Rate																																															
Unit instructions																																																	
≤	10	23.00																																															
11 -	50	18.00																																															
51 -	100	17.00																																															
101 -	250	16.00																																															
251 -	500	15.00																																															
>	500	14.00																																															
			<table><tr><th colspan="2">Aggregated Business</th><th>Rate</th></tr><tr><th colspan="2">Unit instructions</th><th></th></tr><tr><td>≤</td><td>50</td><td>3.40</td></tr><tr><td>51 -</td><td>100</td><td>2.25</td></tr><tr><td>101 -</td><td>1,000</td><td>1.25</td></tr><tr><td>&gt;</td><td>1,000</td><td>1.20</td></tr></table>		Aggregated Business		Rate	Unit instructions			≤	50	3.40	51 -	100	2.25	101 -	1,000	1.25	>	1,000	1.20																											
Aggregated Business		Rate																																															
Unit instructions																																																	
≤	50	3.40																																															
51 -	100	2.25																																															
101 -	1,000	1.25																																															
>	1,000	1.20																																															

Custody Marginal rates: basis points per annum

Instrument	Tariff reference	Description																																																																																																			
Debt instruments		For the tariff applicable for the aggregated custody volumes in all North American countries, refer to the 'North American countries' tariff sheet.																																																																																																			
Equities, warrants and funds	02.05.CA235	<table><tr><th colspan="2">Aggregated Business</th><th colspan="9">Family depot (EUR billion)</th></tr><tr><th colspan="2">Unit Depot (EUR million)</th><th>≤ 1</th><th>1-5</th><th>5-10</th><th>10-20</th><th>20-45</th><th>45-65</th><th>65-110</th><th>110-170</th><th>&gt;170</th></tr><tr><td>&lt;</td><td>25</td><td>2.20</td><td>2.10</td><td>2.00</td><td>1.90</td><td>1.80</td><td>1.70</td><td>1.60</td><td>1.50</td><td>1.40</td></tr><tr><td>25 -</td><td>55</td><td>1.90</td><td>1.80</td><td>1.70</td><td>1.60</td><td>1.50</td><td>1.40</td><td>1.30</td><td>1.20</td><td>1.10</td></tr><tr><td>55 -</td><td>110</td><td>1.60</td><td>1.50</td><td>1.40</td><td>1.30</td><td>1.25</td><td>1.20</td><td>1.10</td><td>1.05</td><td>1.00</td></tr><tr><td>110 -</td><td>275</td><td>1.40</td><td>1.30</td><td>1.25</td><td>1.20</td><td>1.15</td><td>1.10</td><td>1.05</td><td>1.00</td><td>0.95</td></tr><tr><td>275 -</td><td>550</td><td>1.30</td><td>1.25</td><td>1.20</td><td>1.15</td><td>1.10</td><td>1.05</td><td>1.00</td><td>0.95</td><td>0.90</td></tr><tr><td>550 -</td><td>1,100</td><td>1.25</td><td>1.20</td><td>1.15</td><td>1.10</td><td>1.05</td><td>1.00</td><td>0.95</td><td>0.90</td><td>0.85</td></tr><tr><td>&gt;</td><td>1,100</td><td></td><td>1.15</td><td>1.10</td><td>1.05</td><td>1.00</td><td>0.95</td><td>0.90</td><td>0.85</td><td>0.80</td></tr></table>	Aggregated Business		Family depot (EUR billion)									Unit Depot (EUR million)		≤ 1	1-5	5-10	10-20	20-45	45-65	65-110	110-170	>170	<	25	2.20	2.10	2.00	1.90	1.80	1.70	1.60	1.50	1.40	25 -	55	1.90	1.80	1.70	1.60	1.50	1.40	1.30	1.20	1.10	55 -	110	1.60	1.50	1.40	1.30	1.25	1.20	1.10	1.05	1.00	110 -	275	1.40	1.30	1.25	1.20	1.15	1.10	1.05	1.00	0.95	275 -	550	1.30	1.25	1.20	1.15	1.10	1.05	1.00	0.95	0.90	550 -	1,100	1.25	1.20	1.15	1.10	1.05	1.00	0.95	0.90	0.85	>	1,100		1.15	1.10	1.05	1.00	0.95	0.90	0.85	0.80
Aggregated Business		Family depot (EUR billion)																																																																																																			
Unit Depot (EUR million)		≤ 1	1-5	5-10	10-20	20-45	45-65	65-110	110-170	>170																																																																																											
<	25	2.20	2.10	2.00	1.90	1.80	1.70	1.60	1.50	1.40																																																																																											
25 -	55	1.90	1.80	1.70	1.60	1.50	1.40	1.30	1.20	1.10																																																																																											
55 -	110	1.60	1.50	1.40	1.30	1.25	1.20	1.10	1.05	1.00																																																																																											
110 -	275	1.40	1.30	1.25	1.20	1.15	1.10	1.05	1.00	0.95																																																																																											
275 -	550	1.30	1.25	1.20	1.15	1.10	1.05	1.00	0.95	0.90																																																																																											
550 -	1,100	1.25	1.20	1.15	1.10	1.05	1.00	0.95	0.90	0.85																																																																																											
>	1,100		1.15	1.10	1.05	1.00	0.95	0.90	0.85	0.80																																																																																											

# Central and Eastern European countries

‘Central and Eastern European countries’ in this context corresponds to the tariff sheets for the Czech Republic, Hungary, Poland, Romania, Slovak Republic and Slovenia.

## Settlement Marginal rates: EUR per settled instruction

Instrument	Tariff reference	Description
Debt instruments		For settlement fees, refer to the individual country tariff sheets.

## Custody Marginal rates: basis points per annum

Instrument	Tariff reference	Description																																																																																																								
Debt instruments	02.04.CEE1	<div>The following tariff applies to the aggregated custody volumes for debt securities across Czech Republic, Hungary, Poland, Romania, Slovak Republic and Slovenia.</div> <table><tr><th colspan="2">Aggregated Business</th><th colspan="11">Family depot (EUR billion)</th></tr><tr><th colspan="2">Unit Depot (EUR million)</th><th>≤ 1</th><th>1-5</th><th>5-10</th><th>10-20</th><th>20-45</th><th>45-65</th><th>65-110</th><th>110-170</th><th>170-250</th><th>250-350</th><th>&gt;350</th></tr><tr><td>&lt;</td><td>50</td><td>12.00</td><td>11.80</td><td>11.40</td><td>10.00</td><td>9.60</td><td>9.40</td><td>9.20</td><td>9.00</td><td>8.80</td><td>8.60</td><td>8.40</td></tr><tr><td>50 -</td><td>100</td><td>11.90</td><td>11.70</td><td>11.20</td><td>9.80</td><td>9.40</td><td>9.20</td><td>9.00</td><td>8.80</td><td>8.60</td><td>8.40</td><td>8.20</td></tr><tr><td>100 -</td><td>250</td><td>11.80</td><td>11.60</td><td>11.00</td><td>9.60</td><td>9.20</td><td>9.00</td><td>8.80</td><td>8.60</td><td>8.40</td><td>8.20</td><td>8.00</td></tr><tr><td>250 -</td><td>500</td><td>11.60</td><td>11.40</td><td>10.80</td><td>9.40</td><td>9.00</td><td>8.80</td><td>8.60</td><td>8.40</td><td>8.20</td><td>8.00</td><td>7.80</td></tr><tr><td>500 -</td><td>1,000</td><td>11.40</td><td>11.00</td><td>10.60</td><td>9.20</td><td>8.90</td><td>8.50</td><td>8.40</td><td>8.20</td><td>8.00</td><td>7.30</td><td>7.10</td></tr><tr><td>&gt;</td><td>1,000</td><td></td><td>10.50</td><td>10.30</td><td>9.00</td><td>8.80</td><td>8.40</td><td>8.10</td><td>7.70</td><td>7.50</td><td>7.20</td><td>7.00</td></tr></table>	Aggregated Business		Family depot (EUR billion)											Unit Depot (EUR million)		≤ 1	1-5	5-10	10-20	20-45	45-65	65-110	110-170	170-250	250-350	>350	<	50	12.00	11.80	11.40	10.00	9.60	9.40	9.20	9.00	8.80	8.60	8.40	50 -	100	11.90	11.70	11.20	9.80	9.40	9.20	9.00	8.80	8.60	8.40	8.20	100 -	250	11.80	11.60	11.00	9.60	9.20	9.00	8.80	8.60	8.40	8.20	8.00	250 -	500	11.60	11.40	10.80	9.40	9.00	8.80	8.60	8.40	8.20	8.00	7.80	500 -	1,000	11.40	11.00	10.60	9.20	8.90	8.50	8.40	8.20	8.00	7.30	7.10	>	1,000		10.50	10.30	9.00	8.80	8.40	8.10	7.70	7.50	7.20	7.00
Aggregated Business		Family depot (EUR billion)																																																																																																								
Unit Depot (EUR million)		≤ 1	1-5	5-10	10-20	20-45	45-65	65-110	110-170	170-250	250-350	>350																																																																																														
<	50	12.00	11.80	11.40	10.00	9.60	9.40	9.20	9.00	8.80	8.60	8.40																																																																																														
50 -	100	11.90	11.70	11.20	9.80	9.40	9.20	9.00	8.80	8.60	8.40	8.20																																																																																														
100 -	250	11.80	11.60	11.00	9.60	9.20	9.00	8.80	8.60	8.40	8.20	8.00																																																																																														
250 -	500	11.60	11.40	10.80	9.40	9.00	8.80	8.60	8.40	8.20	8.00	7.80																																																																																														
500 -	1,000	11.40	11.00	10.60	9.20	8.90	8.50	8.40	8.20	8.00	7.30	7.10																																																																																														
>	1,000		10.50	10.30	9.00	8.80	8.40	8.10	7.70	7.50	7.20	7.00																																																																																														

Settlement Marginal rates: EUR per settled instruction

Instrument	Tariff reference	Description												
Debt instruments		<b>Internal</b>  For the tariff applicable for the aggregated internal settlement volumes for debt instruments, equities and warrants across all countries, refer to the 'All countries' tariff sheet												
	01.03.CL1	<b>External</b> <table><tr><th colspan="2">Aggregated Business Unit instructions</th><th>Rate</th></tr><tr><td>≤</td><td>10</td><td>35.00</td></tr><tr><td>11 -</td><td>25</td><td>30.00</td></tr><tr><td>&gt;</td><td>25</td><td>25.00</td></tr></table>	Aggregated Business Unit instructions		Rate	≤	10	35.00	11 -	25	30.00	>	25	25.00
Aggregated Business Unit instructions		Rate												
≤	10	35.00												
11 -	25	30.00												
>	25	25.00												

Custody Marginal rates: basis points per annum

Instrument	Tariff reference	Description																																																																						
Debt instruments	02.07.CL1	<table><tr><th rowspan="2">Aggregated Business Unit Depot (EUR million)</th><th colspan="10">Family depot (EUR billion)</th></tr><tr><th>≤ 1</th><th>1-5</th><th>5-10</th><th>10-20</th><th>20-45</th><th>45-65</th><th>65-110</th><th>110-170</th><th>&gt;170</th></tr><tr><td>&lt; 250</td><td>9.10</td><td>8.85</td><td>8.65</td><td>8.45</td><td>8.25</td><td>8.05</td><td>7.85</td><td>7.70</td><td>7.65</td></tr><tr><td>250 - 500</td><td>8.10</td><td>7.90</td><td>7.70</td><td>7.50</td><td>7.30</td><td>7.10</td><td>6.90</td><td>6.70</td><td>6.50</td></tr><tr><td>500 - 1,000</td><td>7.35</td><td>7.15</td><td>6.95</td><td>6.75</td><td>6.55</td><td>6.45</td><td>6.35</td><td>6.20</td><td>6.00</td></tr><tr><td>1,000 - 2,500</td><td></td><td>6.40</td><td>6.20</td><td>6.00</td><td>5.80</td><td>5.70</td><td>5.60</td><td>5.50</td><td>5.45</td></tr><tr><td>&gt; 2,500</td><td></td><td>6.15</td><td>5.95</td><td>5.75</td><td>5.55</td><td>5.45</td><td>5.30</td><td>5.10</td><td>5.00</td></tr></table>	Aggregated Business Unit Depot (EUR million)	Family depot (EUR billion)										≤ 1	1-5	5-10	10-20	20-45	45-65	65-110	110-170	>170	< 250	9.10	8.85	8.65	8.45	8.25	8.05	7.85	7.70	7.65	250 - 500	8.10	7.90	7.70	7.50	7.30	7.10	6.90	6.70	6.50	500 - 1,000	7.35	7.15	6.95	6.75	6.55	6.45	6.35	6.20	6.00	1,000 - 2,500		6.40	6.20	6.00	5.80	5.70	5.60	5.50	5.45	> 2,500		6.15	5.95	5.75	5.55	5.45	5.30	5.10	5.00
Aggregated Business Unit Depot (EUR million)	Family depot (EUR billion)																																																																							
	≤ 1	1-5	5-10	10-20	20-45	45-65	65-110	110-170	>170																																																															
< 250	9.10	8.85	8.65	8.45	8.25	8.05	7.85	7.70	7.65																																																															
250 - 500	8.10	7.90	7.70	7.50	7.30	7.10	6.90	6.70	6.50																																																															
500 - 1,000	7.35	7.15	6.95	6.75	6.55	6.45	6.35	6.20	6.00																																																															
1,000 - 2,500		6.40	6.20	6.00	5.80	5.70	5.60	5.50	5.45																																																															
> 2,500		6.15	5.95	5.75	5.55	5.45	5.30	5.10	5.00																																																															

Settlement Marginal rates: EUR per settled instruction

Instrument	Tariff reference	Description
Debt instruments		<b>Internal</b> For the tariff applicable for the aggregated internal settlement volumes for debt instruments, equities and warrants across all countries, refer to the 'All countries' tariff sheet.

Custody Marginal rates: basis points per annum

Instrument	Tariff reference	Description																																																							
Debt instruments	02.07.CN1YUL	<div>Yulan bonds</div> <div>Chinese debt denominated in foreign currencies eligible in Euroclear Bank.</div> <table><tr><th colspan="2">Aggregated Business</th><th colspan="9">Family depot (EUR billion)</th></tr><tr><th colspan="2">Unit Depot (EUR million)</th><th>≤ 1</th><th>1-5</th><th>5-10</th><th>10-20</th><th>20-45</th><th>45-65</th><th>65-110</th><th>110-170</th><th>&gt;170</th></tr><tr><td>&lt;</td><td>250</td><td>5.00</td><td>4.90</td><td>4.80</td><td>4.70</td><td>4.60</td><td>4.50</td><td>4.40</td><td>4.30</td><td>4.20</td></tr><tr><td>250 -</td><td>750</td><td>4.50</td><td>4.40</td><td>4.30</td><td>4.20</td><td>4.10</td><td>4.00</td><td>3.90</td><td>3.80</td><td>3.70</td></tr><tr><td>&gt;</td><td>750</td><td>4.00</td><td>3.90</td><td>3.80</td><td>3.70</td><td>3.60</td><td>3.50</td><td>3.40</td><td>3.30</td><td>3.20</td></tr></table>	Aggregated Business		Family depot (EUR billion)									Unit Depot (EUR million)		≤ 1	1-5	5-10	10-20	20-45	45-65	65-110	110-170	>170	<	250	5.00	4.90	4.80	4.70	4.60	4.50	4.40	4.30	4.20	250 -	750	4.50	4.40	4.30	4.20	4.10	4.00	3.90	3.80	3.70	>	750	4.00	3.90	3.80	3.70	3.60	3.50	3.40	3.30	3.20
Aggregated Business		Family depot (EUR billion)																																																							
Unit Depot (EUR million)		≤ 1	1-5	5-10	10-20	20-45	45-65	65-110	110-170	>170																																															
<	250	5.00	4.90	4.80	4.70	4.60	4.50	4.40	4.30	4.20																																															
250 -	750	4.50	4.40	4.30	4.20	4.10	4.00	3.90	3.80	3.70																																															
>	750	4.00	3.90	3.80	3.70	3.60	3.50	3.40	3.30	3.20																																															

Settlement Marginal rates: EUR per settled instruction

Instrument	Tariff reference	Description												
Debt instruments	01.03.CY1	<b>Internal</b>  For the tariff applicable for the aggregated internal settlement volumes for debt instruments, equities and warrants across all countries, refer to the 'All countries' tariff sheet.												
		<b>External</b> <table><tr><th colspan="2">Aggregated Business Unit instructions</th><th>Rate</th></tr><tr><td>≤</td><td>25</td><td>56.00</td></tr><tr><td>26 -</td><td>100</td><td>51.00</td></tr><tr><td>&gt;</td><td>100</td><td>45.00</td></tr></table>	Aggregated Business Unit instructions		Rate	≤	25	56.00	26 -	100	51.00	>	100	45.00
		Aggregated Business Unit instructions		Rate										
≤	25	56.00												
26 -	100	51.00												
>	100	45.00												

Custody Marginal rates: basis points per annum

Instrument	Tariff reference	Description
Debt instruments		For the tariff applicable for the aggregated European zone custody volumes, refer to the 'European zone countries' tariff sheet.

Other fees

Service	Tariff reference	Description
Custody operations	03.01.03	<ul style="list-style-type: none"><li>Meeting / Consent – voting ..... 85.00</li></ul>
Financial transaction tax	03.04.04	<ul style="list-style-type: none"><li>FTT Declaration input ..... 30.00</li></ul>
	03.04.04	<ul style="list-style-type: none"><li>Surcharge when manual intervention is required to input your FTT Declaration ..... 30.00</li></ul>
Out-of-pocket expenses	10.01.GR01	<ul style="list-style-type: none"><li>Equities sales tax ..... Recharged at cost</li></ul>
	10.02.GR02	<ul style="list-style-type: none"><li>Depository fees for OTC transactions ..... Recharged at cost</li></ul>
	10.02.GR03	<ul style="list-style-type: none"><li>Late FTT Penalty ..... 124.00</li></ul>

# Czech Republic

## Settlement Marginal rates: EUR per settled instruction

Instrument	Tariff reference	Description																																				
Debt instruments		<b>Internal</b> For the tariff applicable for the aggregated internal settlement volumes for debt instruments, equities and warrants across all countries, refer to the 'All countries' tariff sheet.																																				
	<b>External</b> <b>01.03.CZ1</b>																																					
	<b>Internal</b> <b>01.02.CZ1</b>	<table><tr><th colspan="3">External</th><th colspan="3">Bridge</th></tr><tr><th colspan="2">Aggregated Business Unit instructions</th><th>Rate</th><th colspan="2">Aggregated Business Unit instructions</th><th>Rate</th></tr><tr><td>≤</td><td>25</td><td>30.00</td><td>≤</td><td>10</td><td>6.80</td></tr><tr><td>26 -</td><td>50</td><td>28.00</td><td>11 -</td><td>25</td><td>3.95</td></tr><tr><td>51 -</td><td>100</td><td>26.00</td><td>&gt;</td><td>25</td><td>2.80</td></tr><tr><td>&gt;</td><td>100</td><td>25.00</td><td></td><td></td><td></td></tr></table>	External			Bridge			Aggregated Business Unit instructions		Rate	Aggregated Business Unit instructions		Rate	≤	25	30.00	≤	10	6.80	26 -	50	28.00	11 -	25	3.95	51 -	100	26.00	>	25	2.80	>	100	25.00			
External			Bridge																																			
Aggregated Business Unit instructions		Rate	Aggregated Business Unit instructions		Rate																																	
≤	25	30.00	≤	10	6.80																																	
26 -	50	28.00	11 -	25	3.95																																	
51 -	100	26.00	>	25	2.80																																	
>	100	25.00																																				

## Custody Marginal rates: basis points per annum

Instrument	Tariff reference	Description
Debt instruments		For the tariff applicable for the aggregated Central and Eastern European custody volumes, refer to the 'Central and Eastern European countries' tariff sheet.

Settlement Marginal rates: EUR per settled instruction

Instrument	Tariff reference	Description																																										
Debt instruments		Internal																																										
		For the tariff applicable for the aggregated internal settlement volumes for debt instruments, equities and warrants across all countries, refer to the 'All countries' tariff sheet.																																										
	External	External		Bridge																																								
	01.03.DK1																																											
	Bridge																																											
	01.02.DK1																																											
		<table><tr><th colspan="2">Aggregated Business Unit instructions</th><th>Rate</th></tr><tr><td>≤</td><td>10</td><td>23.15</td></tr><tr><td>11 -</td><td>25</td><td>18.15</td></tr><tr><td>26 -</td><td>250</td><td>17.15</td></tr><tr><td>&gt;</td><td>250</td><td>15.15</td></tr></table>		Aggregated Business Unit instructions		Rate	≤	10	23.15	11 -	25	18.15	26 -	250	17.15	>	250	15.15	<table><tr><th colspan="2">Aggregated Business Unit instructions</th><th>Rate</th></tr><tr><td>≤</td><td>50</td><td>3.40</td></tr><tr><td>51 -</td><td>100</td><td>2.25</td></tr><tr><td>101 -</td><td>1,000</td><td>1.25</td></tr><tr><td>&gt;</td><td>1,000</td><td>1.20</td></tr></table>		Aggregated Business Unit instructions		Rate	≤	50	3.40	51 -	100	2.25	101 -	1,000	1.25	>	1,000	1.20									
Aggregated Business Unit instructions		Rate																																										
≤	10	23.15																																										
11 -	25	18.15																																										
26 -	250	17.15																																										
>	250	15.15																																										
Aggregated Business Unit instructions		Rate																																										
≤	50	3.40																																										
51 -	100	2.25																																										
101 -	1,000	1.25																																										
>	1,000	1.20																																										
Equities, warrants and funds		Internal – Equities and warrants																																										
		For the tariff applicable for the aggregated internal settlement volumes for debt instruments, equities and warrants across all countries, refer to the 'All countries' tariff sheet.																																										
	Internal	Internal – Funds		External																																								
	01.01.DK5																																											
	External																																											
	01.03.DK235																																											
	Bridge																																											
	01.02.DK235																																											
		<table><tr><th colspan="2">Aggregated Business Unit instructions</th><th>Rate</th></tr><tr><td>≤</td><td>100</td><td>2.25</td></tr><tr><td>101 -</td><td>250</td><td>0.73</td></tr><tr><td>251 -</td><td>1,000</td><td>0.68</td></tr><tr><td>1,001 -</td><td>5,000</td><td>0.62</td></tr><tr><td>&gt;</td><td>5,000</td><td>0.56</td></tr></table>		Aggregated Business Unit instructions		Rate	≤	100	2.25	101 -	250	0.73	251 -	1,000	0.68	1,001 -	5,000	0.62	>	5,000	0.56	<table><tr><th colspan="2">Aggregated Business Unit instructions</th><th>Rate</th></tr><tr><td>≤</td><td>10</td><td>23.15</td></tr><tr><td>11 -</td><td>50</td><td>18.15</td></tr><tr><td>51 -</td><td>100</td><td>17.15</td></tr><tr><td>101 -</td><td>250</td><td>16.15</td></tr><tr><td>251 -</td><td>500</td><td>15.15</td></tr><tr><td>&gt;</td><td>500</td><td>14.15</td></tr></table>		Aggregated Business Unit instructions		Rate	≤	10	23.15	11 -	50	18.15	51 -	100	17.15	101 -	250	16.15	251 -	500	15.15	>	500	14.15
Aggregated Business Unit instructions		Rate																																										
≤	100	2.25																																										
101 -	250	0.73																																										
251 -	1,000	0.68																																										
1,001 -	5,000	0.62																																										
>	5,000	0.56																																										
Aggregated Business Unit instructions		Rate																																										
≤	10	23.15																																										
11 -	50	18.15																																										
51 -	100	17.15																																										
101 -	250	16.15																																										
251 -	500	15.15																																										
>	500	14.15																																										
				<table><tr><th colspan="2">Aggregated Business Unit instructions</th><th>Rate</th></tr><tr><td>≤</td><td>50</td><td>3.40</td></tr><tr><td>51 -</td><td>100</td><td>2.25</td></tr><tr><td>101 -</td><td>1,000</td><td>1.25</td></tr><tr><td>&gt;</td><td>1,000</td><td>1.20</td></tr></table>		Aggregated Business Unit instructions		Rate	≤	50	3.40	51 -	100	2.25	101 -	1,000	1.25	>	1,000	1.20																								
Aggregated Business Unit instructions		Rate																																										
≤	50	3.40																																										
51 -	100	2.25																																										
101 -	1,000	1.25																																										
>	1,000	1.20																																										

## Denmark *(continued)*

## Custody

Marginal rates: basis points per annum

Instrument	Tariff reference	Description																																																																																																																																																								
Debt instruments	02.07.DK1	<table><tr><th rowspan="2">Aggregated Business Unit Depot (EUR million)</th><th colspan="16">Family depot (EUR billion)</th></tr><tr><th>≤ 1</th><th>1-5</th><th>5-10</th><th>10-20</th><th>20-45</th><th>45-65</th><th>65-110</th><th>110-170</th><th>170-250</th><th>250-350</th><th>350-450</th><th>450-600</th><th>600-750</th><th>750-900</th><th>900-1200</th><th>&gt;1200</th></tr><tr><td>&lt; 100</td><td>1.50</td><td>1.30</td><td>1.25</td><td>1.15</td><td>1.10</td><td>1.08</td><td>1.05</td><td>1.02</td><td>1.00</td><td>0.98</td><td>0.96</td><td>0.94</td><td>0.92</td><td>0.90</td><td>0.88</td><td>0.86</td></tr><tr><td>100 - 500</td><td>1.20</td><td>1.10</td><td>1.00</td><td>0.90</td><td>0.85</td><td>0.82</td><td>0.80</td><td>0.78</td><td>0.75</td><td>0.73</td><td>0.71</td><td>0.69</td><td>0.67</td><td>0.65</td><td>0.63</td><td>0.61</td></tr><tr><td>500 - 1,000</td><td>1.05</td><td>1.00</td><td>0.95</td><td>0.85</td><td>0.80</td><td>0.75</td><td>0.72</td><td>0.70</td><td>0.68</td><td>0.66</td><td>0.64</td><td>0.62</td><td>0.60</td><td>0.58</td><td>0.56</td><td>0.54</td></tr><tr><td>1,000 - 2,500</td><td></td><td>0.95</td><td>0.90</td><td>0.80</td><td>0.75</td><td>0.72</td><td>0.70</td><td>0.68</td><td>0.65</td><td>0.63</td><td>0.61</td><td>0.59</td><td>0.57</td><td>0.55</td><td>0.53</td><td>0.51</td></tr><tr><td>2,500 - 5,000</td><td></td><td>0.90</td><td>0.85</td><td>0.75</td><td>0.70</td><td>0.68</td><td>0.67</td><td>0.65</td><td>0.60</td><td>0.58</td><td>0.56</td><td>0.54</td><td>0.52</td><td>0.50</td><td>0.48</td><td>0.46</td></tr><tr><td>5,000 - 10,000</td><td></td><td></td><td>0.80</td><td>0.70</td><td>0.65</td><td>0.62</td><td>0.61</td><td>0.60</td><td>0.58</td><td>0.56</td><td>0.54</td><td>0.52</td><td>0.50</td><td>0.48</td><td>0.46</td><td>0.44</td></tr><tr><td>&gt; 10,000</td><td></td><td></td><td></td><td>0.67</td><td>0.63</td><td>0.60</td><td>0.58</td><td>0.56</td><td>0.55</td><td>0.53</td><td>0.51</td><td>0.49</td><td>0.47</td><td>0.45</td><td>0.43</td><td>0.41</td></tr></table>	Aggregated Business Unit Depot (EUR million)	Family depot (EUR billion)																≤ 1	1-5	5-10	10-20	20-45	45-65	65-110	110-170	170-250	250-350	350-450	450-600	600-750	750-900	900-1200	>1200	< 100	1.50	1.30	1.25	1.15	1.10	1.08	1.05	1.02	1.00	0.98	0.96	0.94	0.92	0.90	0.88	0.86	100 - 500	1.20	1.10	1.00	0.90	0.85	0.82	0.80	0.78	0.75	0.73	0.71	0.69	0.67	0.65	0.63	0.61	500 - 1,000	1.05	1.00	0.95	0.85	0.80	0.75	0.72	0.70	0.68	0.66	0.64	0.62	0.60	0.58	0.56	0.54	1,000 - 2,500		0.95	0.90	0.80	0.75	0.72	0.70	0.68	0.65	0.63	0.61	0.59	0.57	0.55	0.53	0.51	2,500 - 5,000		0.90	0.85	0.75	0.70	0.68	0.67	0.65	0.60	0.58	0.56	0.54	0.52	0.50	0.48	0.46	5,000 - 10,000			0.80	0.70	0.65	0.62	0.61	0.60	0.58	0.56	0.54	0.52	0.50	0.48	0.46	0.44	> 10,000				0.67	0.63	0.60	0.58	0.56	0.55	0.53	0.51	0.49	0.47	0.45	0.43	0.41
		Aggregated Business Unit Depot (EUR million)		Family depot (EUR billion)																																																																																																																																																						
			≤ 1	1-5	5-10	10-20	20-45	45-65	65-110	110-170	170-250	250-350	350-450	450-600	600-750	750-900	900-1200	>1200																																																																																																																																								
		< 100	1.50	1.30	1.25	1.15	1.10	1.08	1.05	1.02	1.00	0.98	0.96	0.94	0.92	0.90	0.88	0.86																																																																																																																																								
		100 - 500	1.20	1.10	1.00	0.90	0.85	0.82	0.80	0.78	0.75	0.73	0.71	0.69	0.67	0.65	0.63	0.61																																																																																																																																								
		500 - 1,000	1.05	1.00	0.95	0.85	0.80	0.75	0.72	0.70	0.68	0.66	0.64	0.62	0.60	0.58	0.56	0.54																																																																																																																																								
		1,000 - 2,500		0.95	0.90	0.80	0.75	0.72	0.70	0.68	0.65	0.63	0.61	0.59	0.57	0.55	0.53	0.51																																																																																																																																								
		2,500 - 5,000		0.90	0.85	0.75	0.70	0.68	0.67	0.65	0.60	0.58	0.56	0.54	0.52	0.50	0.48	0.46																																																																																																																																								
		5,000 - 10,000			0.80	0.70	0.65	0.62	0.61	0.60	0.58	0.56	0.54	0.52	0.50	0.48	0.46	0.44																																																																																																																																								
		> 10,000				0.67	0.63	0.60	0.58	0.56	0.55	0.53	0.51	0.49	0.47	0.45	0.43	0.41																																																																																																																																								
Equities, warrants and funds	02.07.DK235	<table><tr><th rowspan="2">Aggregated Business Unit Depot (EUR million)</th><th colspan="9">Family depot (EUR billion)</th></tr><tr><th>≤ 1</th><th>1-5</th><th>5-10</th><th>10-20</th><th>20-45</th><th>45-65</th><th>65-110</th><th>110-170</th><th>&gt;170</th></tr><tr><td>&lt; 25</td><td>2.80</td><td>2.70</td><td>2.60</td><td>2.50</td><td>2.40</td><td>2.30</td><td>2.20</td><td>2.10</td><td>2.00</td></tr><tr><td>25 - 55</td><td>2.50</td><td>2.40</td><td>2.30</td><td>2.20</td><td>2.10</td><td>2.00</td><td>1.90</td><td>1.80</td><td>1.70</td></tr><tr><td>55 - 110</td><td>2.20</td><td>2.10</td><td>2.00</td><td>1.90</td><td>1.80</td><td>1.70</td><td>1.60</td><td>1.55</td><td>1.50</td></tr><tr><td>110 - 275</td><td>1.90</td><td>1.80</td><td>1.75</td><td>1.70</td><td>1.65</td><td>1.60</td><td>1.55</td><td>1.50</td><td>1.45</td></tr><tr><td>275 - 550</td><td>1.80</td><td>1.75</td><td>1.70</td><td>1.65</td><td>1.60</td><td>1.55</td><td>1.50</td><td>1.45</td><td>1.40</td></tr><tr><td>550 - 1,100</td><td>1.75</td><td>1.70</td><td>1.65</td><td>1.60</td><td>1.55</td><td>1.50</td><td>1.45</td><td>1.40</td><td>1.35</td></tr><tr><td>&gt; 1,100</td><td></td><td>1.65</td><td>1.60</td><td>1.55</td><td>1.50</td><td>1.45</td><td>1.40</td><td>1.35</td><td>1.30</td></tr></table>	Aggregated Business Unit Depot (EUR million)	Family depot (EUR billion)									≤ 1	1-5	5-10	10-20	20-45	45-65	65-110	110-170	>170	< 25	2.80	2.70	2.60	2.50	2.40	2.30	2.20	2.10	2.00	25 - 55	2.50	2.40	2.30	2.20	2.10	2.00	1.90	1.80	1.70	55 - 110	2.20	2.10	2.00	1.90	1.80	1.70	1.60	1.55	1.50	110 - 275	1.90	1.80	1.75	1.70	1.65	1.60	1.55	1.50	1.45	275 - 550	1.80	1.75	1.70	1.65	1.60	1.55	1.50	1.45	1.40	550 - 1,100	1.75	1.70	1.65	1.60	1.55	1.50	1.45	1.40	1.35	> 1,100		1.65	1.60	1.55	1.50	1.45	1.40	1.35	1.30																																																															
		Aggregated Business Unit Depot (EUR million)		Family depot (EUR billion)																																																																																																																																																						
			≤ 1	1-5	5-10	10-20	20-45	45-65	65-110	110-170	>170																																																																																																																																															
		< 25	2.80	2.70	2.60	2.50	2.40	2.30	2.20	2.10	2.00																																																																																																																																															
		25 - 55	2.50	2.40	2.30	2.20	2.10	2.00	1.90	1.80	1.70																																																																																																																																															
		55 - 110	2.20	2.10	2.00	1.90	1.80	1.70	1.60	1.55	1.50																																																																																																																																															
		110 - 275	1.90	1.80	1.75	1.70	1.65	1.60	1.55	1.50	1.45																																																																																																																																															
		275 - 550	1.80	1.75	1.70	1.65	1.60	1.55	1.50	1.45	1.40																																																																																																																																															
		550 - 1,100	1.75	1.70	1.65	1.60	1.55	1.50	1.45	1.40	1.35																																																																																																																																															
		> 1,100		1.65	1.60	1.55	1.50	1.45	1.40	1.35	1.30																																																																																																																																															

## Other fees

Service	Tariff reference	Description
Custody operations	03.01.03	Meeting / Consent – voting..... 85.00

# Estonia

## Settlement Marginal rates: EUR per settled instruction

Instrument	Tariff reference	Description
Debt instruments		<b>Internal</b>
		For the tariff applicable for the aggregated internal settlement volumes for debt instruments, equities and warrants across all countries, refer to the 'All countries' tariff sheet.
		<b>External</b>
		EUR 15.15 per instruction.
	01.03.BAL1	

## Custody Marginal rates: basis points per annum

Instrument	Tariff reference	Description
Debt instruments	02.07.EE1	11.50 basis points per annum.

# Euroclear group countries

‘Euroclear group countries’ in this context means Belgium, France, Ireland, The Netherlands and the United Kingdom only.

## Settlement Marginal rates: EUR per settled instruction

Instrument	Tariff reference	Description																														
Debt instruments, equities and warrants		<b>Internal</b>  For the tariff applicable for the aggregated internal settlement volumes for debt instruments, equities and warrants across all countries, including stock exchange and OTC activity, refer to the individual country tariff sheets.																														
		<b>Bridge</b>  For Bridge settlement fees, refer to the individual country tariff sheets.																														
		<b>External</b>																														
	Ireland & United Kingdom <b>01.03.EUI123</b>	Ireland & United Kingdom  The following tariff applies to Irish and UK securities, based on the aggregated external settlement volumes for debt instruments, equities and warrants across Belgium, France, Ireland, The Netherlands and the United Kingdom.																														
	Belgium, France & The Netherlands <b>01.03.ESES123</b>																															
		<table><tr><th colspan="2">Aggregated Business Unit instructions</th><th>Rate</th></tr><tr><td>≤</td><td>250</td><td>7.00</td></tr><tr><td>251 -</td><td>500</td><td>6.50</td></tr><tr><td>501 -</td><td>1,000</td><td>6.00</td></tr><tr><td>1,001 -</td><td>2,500</td><td>4.00</td></tr><tr><td>2,501 -</td><td>7,500</td><td>2.00</td></tr><tr><td>7,501 -</td><td>15,000</td><td>1.00</td></tr><tr><td>15,001 -</td><td>25,000</td><td>0.75</td></tr><tr><td>25,001 -</td><td>50,000</td><td>0.50</td></tr><tr><td>&gt;</td><td>50,000</td><td>0.35</td></tr></table>	Aggregated Business Unit instructions		Rate	≤	250	7.00	251 -	500	6.50	501 -	1,000	6.00	1,001 -	2,500	4.00	2,501 -	7,500	2.00	7,501 -	15,000	1.00	15,001 -	25,000	0.75	25,001 -	50,000	0.50	>	50,000	0.35
Aggregated Business Unit instructions		Rate																														
≤	250	7.00																														
251 -	500	6.50																														
501 -	1,000	6.00																														
1,001 -	2,500	4.00																														
2,501 -	7,500	2.00																														
7,501 -	15,000	1.00																														
15,001 -	25,000	0.75																														
25,001 -	50,000	0.50																														
>	50,000	0.35																														
		<b>External</b>																														
		Belgium, France & The Netherlands  The following tariff applies to Belgian, French and Dutch securities, based on the aggregated external settlement volumes for debt instruments, equities and warrants across Belgium, France, Ireland, The Netherlands and the United Kingdom.																														
		<table><tr><th colspan="2">Aggregated Business Unit instructions</th><th>Rate</th></tr><tr><td>≤</td><td>250</td><td>7.15</td></tr><tr><td>251 -</td><td>500</td><td>6.65</td></tr><tr><td>501 -</td><td>1,000</td><td>6.15</td></tr><tr><td>1,001 -</td><td>2,500</td><td>4.15</td></tr><tr><td>2,501 -</td><td>7,500</td><td>2.15</td></tr><tr><td>7,501 -</td><td>15,000</td><td>1.15</td></tr><tr><td>15,001 -</td><td>25,000</td><td>0.90</td></tr><tr><td>25,001 -</td><td>50,000</td><td>0.65</td></tr><tr><td>&gt;</td><td>50,000</td><td>0.50</td></tr></table>	Aggregated Business Unit instructions		Rate	≤	250	7.15	251 -	500	6.65	501 -	1,000	6.15	1,001 -	2,500	4.15	2,501 -	7,500	2.15	7,501 -	15,000	1.15	15,001 -	25,000	0.90	25,001 -	50,000	0.65	>	50,000	0.50
Aggregated Business Unit instructions		Rate																														
≤	250	7.15																														
251 -	500	6.65																														
501 -	1,000	6.15																														
1,001 -	2,500	4.15																														
2,501 -	7,500	2.15																														
7,501 -	15,000	1.15																														
15,001 -	25,000	0.90																														
25,001 -	50,000	0.65																														
>	50,000	0.50																														

## Custody

Instrument	Tariff reference	Description
Debt instruments, equities and warrants		For custody fees, refer to the individual country tariff sheets.

# ESES group countries

‘ESES group’ in this context corresponds to Belgium, France and The Netherlands only.

## Settlement Marginal rates: EUR per settled instruction

Instrument	Tariff reference	Description													
Equities		<b>Internal</b>  For the tariff applicable for the aggregated internal settlement volumes for debt instruments, equities and warrants across all countries, refer to the 'All countries' tariff sheets.													
		<b>External</b>  For the tariff applicable for the aggregated external settlement volumes for debt instruments, equities and warrants across all Euroclear group countries, refer to the 'Euroclear group countries' tariff sheet.													
	01.02.ESES2	<b>Bridge</b>  The following tariff applies to the aggregated settlement volumes for equities across Belgium, France and The Netherlands. <table><tr><th>Aggregated Business Unit instructions</th><th>Rate</th></tr><tr><td>≤ 500</td><td>4.00</td></tr><tr><td>501 - 1,000</td><td>3.80</td></tr><tr><td>1,001 - 2,500</td><td>3.50</td></tr><tr><td>2,501 - 5,000</td><td>3.10</td></tr><tr><td>5,001 - 10,000</td><td>2.90</td></tr><tr><td>&gt; 10,000</td><td>2.80</td></tr></table>	Aggregated Business Unit instructions	Rate	≤ 500	4.00	501 - 1,000	3.80	1,001 - 2,500	3.50	2,501 - 5,000	3.10	5,001 - 10,000	2.90	> 10,000
Aggregated Business Unit instructions	Rate														
≤ 500	4.00														
501 - 1,000	3.80														
1,001 - 2,500	3.50														
2,501 - 5,000	3.10														
5,001 - 10,000	2.90														
> 10,000	2.80														

# ESES group countries *(continued)*

## Settlement Marginal rates: EUR per settled instruction *(continued)*

Instrument	Tariff reference	Description													
Warrants		<b>Internal</b>  For the tariff applicable for the aggregated internal settlement volumes for debt instruments, equities and warrants across all countries, refer to the 'All countries' tariff sheets.													
		<b>External</b>  For the tariff applicable for the aggregated external settlement volumes for debt instruments, equities and warrants across all Euroclear group countries, refer to the 'Euroclear group countries' tariff sheet.													
	01.02.ESES3	<b>Bridge</b>  The following tariff applies to the aggregated settlement volumes for warrants across Belgium, France and The Netherlands. <table><tr><th>Aggregated Business Unit instructions</th><th>Rate</th></tr><tr><td>≤ 500</td><td>4.00</td></tr><tr><td>501 - 1,000</td><td>3.80</td></tr><tr><td>1,001 - 2,500</td><td>3.50</td></tr><tr><td>2,501 - 5,000</td><td>3.10</td></tr><tr><td>5,001 - 10,000</td><td>2.90</td></tr><tr><td>&gt; 10,000</td><td>2.80</td></tr></table>	Aggregated Business Unit instructions	Rate	≤ 500	4.00	501 - 1,000	3.80	1,001 - 2,500	3.50	2,501 - 5,000	3.10	5,001 - 10,000	2.90	> 10,000
Aggregated Business Unit instructions	Rate														
≤ 500	4.00														
501 - 1,000	3.80														
1,001 - 2,500	3.50														
2,501 - 5,000	3.10														
5,001 - 10,000	2.90														
> 10,000	2.80														

# ESES group countries *(continued)*

## Settlement Marginal rates: EUR per settled instruction *(continued)*

Instrument	Tariff reference	Description																																		
Depository receipts		<div>Internal</div> <div>For the tariff applicable for the aggregated internal settlement volumes for depository receipts across all countries, refer to the 'All countries' tariff sheets.</div> <div>External and Bridge</div> <div><div><ul style="list-style-type: none"><li>The following tariff applies to the aggregated settlement volumes for depository receipts across Belgium, France and The Netherlands, with the exception of the settlement volumes for physical securities deposited in Euroclear Belgium.</li><li>For settlement fees for physical securities deposited in Euroclear Belgium, refer to the 'Belgium' tariff sheet.</li></ul></div></div>																																		
	<div>External</div> <div>01.03.ESES4</div>	<div>External</div> <table><tr><th>Aggregated Business Unit instructions</th><th>Rate</th></tr><tr><td>≤ 250</td><td>7.15</td></tr><tr><td>251 - 500</td><td>6.65</td></tr><tr><td>501 - 1,000</td><td>6.15</td></tr><tr><td>1,001 - 2,500</td><td>5.65</td></tr><tr><td>2,501 - 5,000</td><td>4.15</td></tr><tr><td>5,001 - 10,000</td><td>3.15</td></tr><tr><td>10,001 - 15,000</td><td>2.15</td></tr><tr><td>15,001 - 20,000</td><td>1.65</td></tr><tr><td>&gt;20,000</td><td>1.15</td></tr></table> <div>Bridge</div> <table><tr><th>Aggregated Business Unit instructions</th><th>Rate</th></tr><tr><td>≤ 500</td><td>4.00</td></tr><tr><td>501 - 1,000</td><td>3.80</td></tr><tr><td>1,001 - 2,500</td><td>3.50</td></tr><tr><td>2,501 - 5,000</td><td>3.10</td></tr><tr><td>5,001 - 10,000</td><td>2.90</td></tr><tr><td>&gt;10,000</td><td>2.80</td></tr></table>	Aggregated Business Unit instructions	Rate	≤ 250	7.15	251 - 500	6.65	501 - 1,000	6.15	1,001 - 2,500	5.65	2,501 - 5,000	4.15	5,001 - 10,000	3.15	10,001 - 15,000	2.15	15,001 - 20,000	1.65	>20,000	1.15	Aggregated Business Unit instructions	Rate	≤ 500	4.00	501 - 1,000	3.80	1,001 - 2,500	3.50	2,501 - 5,000	3.10	5,001 - 10,000	2.90	>10,000	2.80
Aggregated Business Unit instructions	Rate																																			
≤ 250	7.15																																			
251 - 500	6.65																																			
501 - 1,000	6.15																																			
1,001 - 2,500	5.65																																			
2,501 - 5,000	4.15																																			
5,001 - 10,000	3.15																																			
10,001 - 15,000	2.15																																			
15,001 - 20,000	1.65																																			
>20,000	1.15																																			
Aggregated Business Unit instructions	Rate																																			
≤ 500	4.00																																			
501 - 1,000	3.80																																			
1,001 - 2,500	3.50																																			
2,501 - 5,000	3.10																																			
5,001 - 10,000	2.90																																			
>10,000	2.80																																			

# ESES group countries *(continued)*

**Custody** Marginal rates: basis points per annum

Instrument	Tariff reference	Description																																																																																																																																																											
Equities	02.02.ESES2	The following tariff applies to the aggregated custody volumes across Belgium, France and The Netherlands.																																																																																																																																																											
		<table><tr><th colspan="2">Aggregated Business</th><th colspan="11">Family depot (EUR billion)</th></tr><tr><th>Unit Depot (EUR million)</th><th></th><th>≤ 1</th><th>1-5</th><th>5-10</th><th>10-20</th><th>20-45</th><th>45-65</th><th>65-110</th><th>110-170</th><th>170-250</th><th>250-350</th><th>&gt;350</th></tr><tr><td>&lt; 100</td><td></td><td>1.330</td><td>1.320</td><td>1.310</td><td>1.300</td><td>1.200</td><td>1.100</td><td>1.050</td><td>1.000</td><td>0.950</td><td>0.930</td><td>0.930</td></tr><tr><td>100 - 250</td><td></td><td>1.030</td><td>1.020</td><td>1.010</td><td>1.000</td><td>0.950</td><td>0.900</td><td>0.850</td><td>0.800</td><td>0.750</td><td>0.720</td><td>0.700</td></tr><tr><td>250 - 500</td><td></td><td>0.700</td><td>0.690</td><td>0.680</td><td>0.670</td><td>0.660</td><td>0.650</td><td>0.640</td><td>0.630</td><td>0.620</td><td>0.610</td><td>0.600</td></tr><tr><td>500 - 1,000</td><td></td><td>0.500</td><td>0.500</td><td>0.495</td><td>0.490</td><td>0.485</td><td>0.480</td><td>0.475</td><td>0.470</td><td>0.465</td><td>0.460</td><td>0.450</td></tr><tr><td>1,000 - 5,000</td><td></td><td></td><td>0.450</td><td>0.445</td><td>0.440</td><td>0.435</td><td>0.430</td><td>0.425</td><td>0.420</td><td>0.415</td><td>0.410</td><td>0.405</td></tr><tr><td>5,000 - 10,000</td><td></td><td></td><td></td><td>0.440</td><td>0.430</td><td>0.425</td><td>0.420</td><td>0.415</td><td>0.410</td><td>0.405</td><td>0.400</td><td>0.395</td></tr><tr><td>10,000 - 20,000</td><td></td><td></td><td></td><td></td><td>0.425</td><td>0.420</td><td>0.415</td><td>0.410</td><td>0.405</td><td>0.400</td><td>0.395</td><td>0.390</td></tr><tr><td>20,000 - 40,000</td><td></td><td></td><td></td><td></td><td></td><td>0.410</td><td>0.405</td><td>0.400</td><td>0.395</td><td>0.390</td><td>0.385</td><td>0.380</td></tr><tr><td>40,000 - 100,000</td><td></td><td></td><td></td><td></td><td></td><td>0.400</td><td>0.395</td><td>0.390</td><td>0.385</td><td>0.380</td><td>0.375</td><td>0.370</td></tr><tr><td>&gt; 100,000</td><td></td><td></td><td></td><td></td><td></td><td></td><td></td><td>0.380</td><td>0.375</td><td>0.370</td><td>0.365</td><td>0.360</td></tr></table>	Aggregated Business		Family depot (EUR billion)											Unit Depot (EUR million)		≤ 1	1-5	5-10	10-20	20-45	45-65	65-110	110-170	170-250	250-350	>350	< 100		1.330	1.320	1.310	1.300	1.200	1.100	1.050	1.000	0.950	0.930	0.930	100 - 250		1.030	1.020	1.010	1.000	0.950	0.900	0.850	0.800	0.750	0.720	0.700	250 - 500		0.700	0.690	0.680	0.670	0.660	0.650	0.640	0.630	0.620	0.610	0.600	500 - 1,000		0.500	0.500	0.495	0.490	0.485	0.480	0.475	0.470	0.465	0.460	0.450	1,000 - 5,000			0.450	0.445	0.440	0.435	0.430	0.425	0.420	0.415	0.410	0.405	5,000 - 10,000				0.440	0.430	0.425	0.420	0.415	0.410	0.405	0.400	0.395	10,000 - 20,000					0.425	0.420	0.415	0.410	0.405	0.400	0.395	0.390	20,000 - 40,000						0.410	0.405	0.400	0.395	0.390	0.385	0.380	40,000 - 100,000						0.400	0.395	0.390	0.385	0.380	0.375	0.370	> 100,000								0.380	0.375	0.370	0.365
Aggregated Business		Family depot (EUR billion)																																																																																																																																																											
Unit Depot (EUR million)		≤ 1	1-5	5-10	10-20	20-45	45-65	65-110	110-170	170-250	250-350	>350																																																																																																																																																	
< 100		1.330	1.320	1.310	1.300	1.200	1.100	1.050	1.000	0.950	0.930	0.930																																																																																																																																																	
100 - 250		1.030	1.020	1.010	1.000	0.950	0.900	0.850	0.800	0.750	0.720	0.700																																																																																																																																																	
250 - 500		0.700	0.690	0.680	0.670	0.660	0.650	0.640	0.630	0.620	0.610	0.600																																																																																																																																																	
500 - 1,000		0.500	0.500	0.495	0.490	0.485	0.480	0.475	0.470	0.465	0.460	0.450																																																																																																																																																	
1,000 - 5,000			0.450	0.445	0.440	0.435	0.430	0.425	0.420	0.415	0.410	0.405																																																																																																																																																	
5,000 - 10,000				0.440	0.430	0.425	0.420	0.415	0.410	0.405	0.400	0.395																																																																																																																																																	
10,000 - 20,000					0.425	0.420	0.415	0.410	0.405	0.400	0.395	0.390																																																																																																																																																	
20,000 - 40,000						0.410	0.405	0.400	0.395	0.390	0.385	0.380																																																																																																																																																	
40,000 - 100,000						0.400	0.395	0.390	0.385	0.380	0.375	0.370																																																																																																																																																	
> 100,000								0.380	0.375	0.370	0.365	0.360																																																																																																																																																	

# ESES group countries *(continued)*

## Custody Marginal rates: basis points per annum *(continued)*

Instrument	Tariff reference	Description																																																																																																										
Warrants	02.02.ESES34	The following tariff applies to the aggregated custody volumes across Belgium, France and The Netherlands.																																																																																																										
		<table><tr><th rowspan="2">Aggregated Business Unit Depot (EUR million)</th><th colspan="11">Family depot (EUR billion)</th></tr><tr><th>≤ 1</th><th>1-5</th><th>5-10</th><th>10-20</th><th>20-45</th><th>45-65</th><th>65-110</th><th>110-170</th><th>170-250</th><th>250-350</th><th>&gt;350</th></tr><tr><td>&lt; 100</td><td>1.33</td><td>1.32</td><td>1.31</td><td>1.30</td><td>1.20</td><td>1.10</td><td>1.05</td><td>1.00</td><td>0.95</td><td>0.93</td><td>0.93</td></tr><tr><td>100 - 250</td><td>1.03</td><td>1.02</td><td>1.01</td><td>1.00</td><td>0.95</td><td>0.90</td><td>0.85</td><td>0.80</td><td>0.75</td><td>0.72</td><td>0.70</td></tr><tr><td>250 - 500</td><td>0.85</td><td>0.83</td><td>0.81</td><td>0.79</td><td>0.77</td><td>0.75</td><td>0.73</td><td>0.71</td><td>0.69</td><td>0.67</td><td>0.65</td></tr><tr><td>500 - 1,000</td><td>0.80</td><td>0.78</td><td>0.76</td><td>0.74</td><td>0.72</td><td>0.70</td><td>0.68</td><td>0.66</td><td>0.64</td><td>0.62</td><td>0.60</td></tr><tr><td>1,000 - 5,000</td><td></td><td>0.73</td><td>0.71</td><td>0.69</td><td>0.67</td><td>0.65</td><td>0.63</td><td>0.61</td><td>0.59</td><td>0.57</td><td>0.55</td></tr><tr><td>5,000 - 10,000</td><td></td><td></td><td>0.68</td><td>0.66</td><td>0.64</td><td>0.62</td><td>0.60</td><td>0.58</td><td>0.56</td><td>0.54</td><td>0.52</td></tr><tr><td>&gt; 10,000</td><td></td><td></td><td></td><td>0.64</td><td>0.62</td><td>0.60</td><td>0.58</td><td>0.56</td><td>0.54</td><td>0.52</td><td>0.50</td></tr></table>	Aggregated Business Unit Depot (EUR million)	Family depot (EUR billion)											≤ 1	1-5	5-10	10-20	20-45	45-65	65-110	110-170	170-250	250-350	>350	< 100	1.33	1.32	1.31	1.30	1.20	1.10	1.05	1.00	0.95	0.93	0.93	100 - 250	1.03	1.02	1.01	1.00	0.95	0.90	0.85	0.80	0.75	0.72	0.70	250 - 500	0.85	0.83	0.81	0.79	0.77	0.75	0.73	0.71	0.69	0.67	0.65	500 - 1,000	0.80	0.78	0.76	0.74	0.72	0.70	0.68	0.66	0.64	0.62	0.60	1,000 - 5,000		0.73	0.71	0.69	0.67	0.65	0.63	0.61	0.59	0.57	0.55	5,000 - 10,000			0.68	0.66	0.64	0.62	0.60	0.58	0.56	0.54	0.52	> 10,000				0.64	0.62	0.60	0.58	0.56	0.54	0.52
Aggregated Business Unit Depot (EUR million)	Family depot (EUR billion)																																																																																																											
	≤ 1	1-5	5-10	10-20	20-45	45-65	65-110	110-170	170-250	250-350	>350																																																																																																	
< 100	1.33	1.32	1.31	1.30	1.20	1.10	1.05	1.00	0.95	0.93	0.93																																																																																																	
100 - 250	1.03	1.02	1.01	1.00	0.95	0.90	0.85	0.80	0.75	0.72	0.70																																																																																																	
250 - 500	0.85	0.83	0.81	0.79	0.77	0.75	0.73	0.71	0.69	0.67	0.65																																																																																																	
500 - 1,000	0.80	0.78	0.76	0.74	0.72	0.70	0.68	0.66	0.64	0.62	0.60																																																																																																	
1,000 - 5,000		0.73	0.71	0.69	0.67	0.65	0.63	0.61	0.59	0.57	0.55																																																																																																	
5,000 - 10,000			0.68	0.66	0.64	0.62	0.60	0.58	0.56	0.54	0.52																																																																																																	
> 10,000				0.64	0.62	0.60	0.58	0.56	0.54	0.52	0.50																																																																																																	
		<p>Minimum market values</p> <p>The following minimum market values per ISIN apply:</p> <ul style="list-style-type: none"><li>• EUR 6.00 for Belgian warrants</li><li>• EUR 1.00 for French and Dutch warrants</li></ul> <p>If the market value of an ISIN is less than the minimum market value, the monthly average depot value will increase. This depot value increase is charged at a fixed rate of 0.53 basis points for Belgian, French and Dutch warrants.</p> <p>The initial depot value is charged as per the standard custody sliding scale given above.</p>																																																																																																										
	02.02.ESES34MIN																																																																																																											

# ESES group countries *(continued)*

## Custody Marginal rates: basis points per annum *(continued)*

Instrument	Tariff reference	Description																																																																																																												
Depository receipts	02.02.ESES34	<p>The following tariff applies to the aggregated custody volumes across Belgium, France and The Netherlands.</p> <table><tr><th rowspan="2">Aggregated Business Unit Depot (EUR million)</th><th colspan="12">Family depot (EUR billion)</th></tr><tr><th>≤ 1</th><th>1-5</th><th>5-10</th><th>10-20</th><th>20-45</th><th>45-65</th><th>65-110</th><th>110-170</th><th>170-250</th><th>250-350</th><th>&gt;350</th></tr><tr><td>&lt; 100</td><td>1.33</td><td>1.320</td><td>1.310</td><td>1.300</td><td>1.200</td><td>1.100</td><td>1.050</td><td>1.000</td><td>0.950</td><td>0.930</td><td>0.930</td></tr><tr><td>100 - 250</td><td>1.03</td><td>1.020</td><td>1.010</td><td>1.000</td><td>0.950</td><td>0.900</td><td>0.850</td><td>0.800</td><td>0.750</td><td>0.720</td><td>0.700</td></tr><tr><td>250 - 500</td><td>0.85</td><td>0.830</td><td>0.810</td><td>0.790</td><td>0.770</td><td>0.750</td><td>0.730</td><td>0.710</td><td>0.690</td><td>0.670</td><td>0.650</td></tr><tr><td>500 - 1,000</td><td>0.80</td><td>0.780</td><td>0.760</td><td>0.740</td><td>0.720</td><td>0.700</td><td>0.680</td><td>0.660</td><td>0.640</td><td>0.620</td><td>0.600</td></tr><tr><td>1,000 - 5,000</td><td></td><td>0.730</td><td>0.710</td><td>0.690</td><td>0.670</td><td>0.650</td><td>0.630</td><td>0.610</td><td>0.590</td><td>0.570</td><td>0.550</td></tr><tr><td>5,000 - 10,000</td><td></td><td></td><td>0.680</td><td>0.660</td><td>0.640</td><td>0.620</td><td>0.600</td><td>0.580</td><td>0.560</td><td>0.540</td><td>0.520</td></tr><tr><td>&gt; 10,000</td><td></td><td></td><td></td><td>0.640</td><td>0.620</td><td>0.600</td><td>0.580</td><td>0.560</td><td>0.540</td><td>0.520</td><td>0.500</td></tr></table>	Aggregated Business Unit Depot (EUR million)	Family depot (EUR billion)												≤ 1	1-5	5-10	10-20	20-45	45-65	65-110	110-170	170-250	250-350	>350	< 100	1.33	1.320	1.310	1.300	1.200	1.100	1.050	1.000	0.950	0.930	0.930	100 - 250	1.03	1.020	1.010	1.000	0.950	0.900	0.850	0.800	0.750	0.720	0.700	250 - 500	0.85	0.830	0.810	0.790	0.770	0.750	0.730	0.710	0.690	0.670	0.650	500 - 1,000	0.80	0.780	0.760	0.740	0.720	0.700	0.680	0.660	0.640	0.620	0.600	1,000 - 5,000		0.730	0.710	0.690	0.670	0.650	0.630	0.610	0.590	0.570	0.550	5,000 - 10,000			0.680	0.660	0.640	0.620	0.600	0.580	0.560	0.540	0.520	> 10,000				0.640	0.620	0.600	0.580	0.560	0.540	0.520	0.500
Aggregated Business Unit Depot (EUR million)	Family depot (EUR billion)																																																																																																													
	≤ 1	1-5	5-10	10-20	20-45	45-65	65-110	110-170	170-250	250-350	>350																																																																																																			
< 100	1.33	1.320	1.310	1.300	1.200	1.100	1.050	1.000	0.950	0.930	0.930																																																																																																			
100 - 250	1.03	1.020	1.010	1.000	0.950	0.900	0.850	0.800	0.750	0.720	0.700																																																																																																			
250 - 500	0.85	0.830	0.810	0.790	0.770	0.750	0.730	0.710	0.690	0.670	0.650																																																																																																			
500 - 1,000	0.80	0.780	0.760	0.740	0.720	0.700	0.680	0.660	0.640	0.620	0.600																																																																																																			
1,000 - 5,000		0.730	0.710	0.690	0.670	0.650	0.630	0.610	0.590	0.570	0.550																																																																																																			
5,000 - 10,000			0.680	0.660	0.640	0.620	0.600	0.580	0.560	0.540	0.520																																																																																																			
> 10,000				0.640	0.620	0.600	0.580	0.560	0.540	0.520	0.500																																																																																																			
	02.02.ESES34MIN	<p>Minimum market values</p> <p>The following minimum market values per ISIN apply:</p> <ul style="list-style-type: none"><li>• EUR 6.00 for Belgian depository receipts</li><li>• EUR 1.00 for French and Dutch depository receipts</li></ul> <p>If the market value of an ISIN is less than the minimum market value, the monthly average depot value will increase. This depot value increase is charged at a fixed rate of 0.53 basis points.</p> <p>The initial depot value is charged as per the standard custody sliding scale given above.</p>																																																																																																												

# European zone countries

European zone countries’ in this context corresponds to Austria, Belgium, Cyprus, France, Germany, Greece, Ireland, Italy, Luxembourg, The Netherlands, Portugal, Spain and Switzerland.

## Settlement Marginal rates: EUR per settled instruction

Instrument	Tariff reference	Description
Debt instruments		For settlement fees, refer to the individual country tariff sheets.

## Custody Marginal rates: basis points per annum

Instrument	Tariff reference	Description																																																																																																																																																																																																																								
Debt instruments	02.02.EUR11	<b>Belgium, Cyprus, France, Italy, and The Netherlands <sup>(1)</sup>.</b> The following tariff applies to the aggregated depot value for domestic debt instruments across all European zone countries																																																																																																																																																																																																																								
<table><tr><th colspan="2">Aggregated Business</th><th colspan="16">Family depot (EUR billion)</th></tr><tr><th>Unit Depot (EUR million)</th><th></th><th>≤ 1</th><th>1-5</th><th>5-10</th><th>10-20</th><th>20-45</th><th>45-65</th><th>65-110</th><th>110-170</th><th>170-250</th><th>250-350</th><th>350-450</th><th>450-600</th><th>600-750</th><th>750-900</th><th>900-1,200</th><th>&gt;1,200</th></tr><tr><td>&lt; 500</td><td></td><td>1,35</td><td>1,25</td><td>1,10</td><td>0,83</td><td>0,80</td><td>0,77</td><td>0,70</td><td>0,68</td><td>0,66</td><td>0,64</td><td>0,60</td><td>0,51</td><td>0,48</td><td>0,48</td><td>0,48</td><td>0,48</td></tr><tr><td>500 - 1,000</td><td></td><td>1,15</td><td>1,07</td><td>0,97</td><td>0,73</td><td>0,70</td><td>0,66</td><td>0,60</td><td>0,58</td><td>0,55</td><td>0,52</td><td>0,50</td><td>0,45</td><td>0,42</td><td>0,42</td><td>0,42</td><td>0,42</td></tr><tr><td>1,000 - 3,000</td><td></td><td></td><td>1,03</td><td>0,93</td><td>0,69</td><td>0,67</td><td>0,58</td><td>0,53</td><td>0,51</td><td>0,49</td><td>0,47</td><td>0,45</td><td>0,41</td><td>0,37</td><td>0,37</td><td>0,37</td><td>0,37</td></tr><tr><td>3,000 - 5,000</td><td></td><td></td><td>0,98</td><td>0,88</td><td>0,66</td><td>0,62</td><td>0,55</td><td>0,50</td><td>0,48</td><td>0,46</td><td>0,44</td><td>0,42</td><td>0,39</td><td>0,35</td><td>0,35</td><td>0,35</td><td>0,35</td></tr><tr><td>5,000 - 10,000</td><td></td><td></td><td></td><td>0,85</td><td>0,65</td><td>0,57</td><td>0,53</td><td>0,47</td><td>0,45</td><td>0,43</td><td>0,41</td><td>0,39</td><td>0,37</td><td>0,34</td><td>0,28</td><td>0,27</td><td>0,26</td></tr><tr><td>10,000 - 25,000</td><td></td><td></td><td></td><td>0,80</td><td>0,64</td><td>0,55</td><td>0,51</td><td>0,45</td><td>0,43</td><td>0,41</td><td>0,39</td><td>0,37</td><td>0,35</td><td>0,33</td><td>0,27</td><td>0,26</td><td>0,25</td></tr><tr><td>25,000 - 50,000</td><td></td><td></td><td></td><td></td><td></td><td>0,53</td><td>0,49</td><td>0,44</td><td>0,42</td><td>0,40</td><td>0,38</td><td>0,36</td><td>0,34</td><td>0,32</td><td>0,26</td><td>0,25</td><td>0,24</td></tr><tr><td>50,000 - 75,000</td><td></td><td></td><td></td><td></td><td></td><td></td><td>0,48</td><td>0,43</td><td>0,41</td><td>0,39</td><td>0,37</td><td>0,35</td><td>0,33</td><td>0,31</td><td>0,25</td><td>0,24</td><td>0,23</td></tr><tr><td>75,000 - 125,000</td><td></td><td></td><td></td><td></td><td></td><td></td><td></td><td>0,42</td><td>0,40</td><td>0,38</td><td>0,36</td><td>0,34</td><td>0,32</td><td>0,30</td><td>0,24</td><td>0,23</td><td>0,22</td></tr><tr><td>&gt; 125,000</td><td></td><td></td><td></td><td></td><td></td><td></td><td></td><td></td><td>0,39</td><td>0,37</td><td>0,35</td><td>0,33</td><td>0,31</td><td>0,29</td><td>0,23</td><td>0,22</td><td>0,21</td></tr></table>			Aggregated Business		Family depot (EUR billion)																Unit Depot (EUR million)		≤ 1	1-5	5-10	10-20	20-45	45-65	65-110	110-170	170-250	250-350	350-450	450-600	600-750	750-900	900-1,200	>1,200	< 500		1,35	1,25	1,10	0,83	0,80	0,77	0,70	0,68	0,66	0,64	0,60	0,51	0,48	0,48	0,48	0,48	500 - 1,000		1,15	1,07	0,97	0,73	0,70	0,66	0,60	0,58	0,55	0,52	0,50	0,45	0,42	0,42	0,42	0,42	1,000 - 3,000			1,03	0,93	0,69	0,67	0,58	0,53	0,51	0,49	0,47	0,45	0,41	0,37	0,37	0,37	0,37	3,000 - 5,000			0,98	0,88	0,66	0,62	0,55	0,50	0,48	0,46	0,44	0,42	0,39	0,35	0,35	0,35	0,35	5,000 - 10,000				0,85	0,65	0,57	0,53	0,47	0,45	0,43	0,41	0,39	0,37	0,34	0,28	0,27	0,26	10,000 - 25,000				0,80	0,64	0,55	0,51	0,45	0,43	0,41	0,39	0,37	0,35	0,33	0,27	0,26	0,25	25,000 - 50,000						0,53	0,49	0,44	0,42	0,40	0,38	0,36	0,34	0,32	0,26	0,25	0,24	50,000 - 75,000							0,48	0,43	0,41	0,39	0,37	0,35	0,33	0,31	0,25	0,24	0,23	75,000 - 125,000								0,42	0,40	0,38	0,36	0,34	0,32	0,30	0,24	0,23	0,22	> 125,000									0,39	0,37	0,35	0,33	0,31	0,29	0,23	0,22	0,21
Aggregated Business		Family depot (EUR billion)																																																																																																																																																																																																																								
Unit Depot (EUR million)		≤ 1	1-5	5-10	10-20	20-45	45-65	65-110	110-170	170-250	250-350	350-450	450-600	600-750	750-900	900-1,200	>1,200																																																																																																																																																																																																									
< 500		1,35	1,25	1,10	0,83	0,80	0,77	0,70	0,68	0,66	0,64	0,60	0,51	0,48	0,48	0,48	0,48																																																																																																																																																																																																									
500 - 1,000		1,15	1,07	0,97	0,73	0,70	0,66	0,60	0,58	0,55	0,52	0,50	0,45	0,42	0,42	0,42	0,42																																																																																																																																																																																																									
1,000 - 3,000			1,03	0,93	0,69	0,67	0,58	0,53	0,51	0,49	0,47	0,45	0,41	0,37	0,37	0,37	0,37																																																																																																																																																																																																									
3,000 - 5,000			0,98	0,88	0,66	0,62	0,55	0,50	0,48	0,46	0,44	0,42	0,39	0,35	0,35	0,35	0,35																																																																																																																																																																																																									
5,000 - 10,000				0,85	0,65	0,57	0,53	0,47	0,45	0,43	0,41	0,39	0,37	0,34	0,28	0,27	0,26																																																																																																																																																																																																									
10,000 - 25,000				0,80	0,64	0,55	0,51	0,45	0,43	0,41	0,39	0,37	0,35	0,33	0,27	0,26	0,25																																																																																																																																																																																																									
25,000 - 50,000						0,53	0,49	0,44	0,42	0,40	0,38	0,36	0,34	0,32	0,26	0,25	0,24																																																																																																																																																																																																									
50,000 - 75,000							0,48	0,43	0,41	0,39	0,37	0,35	0,33	0,31	0,25	0,24	0,23																																																																																																																																																																																																									
75,000 - 125,000								0,42	0,40	0,38	0,36	0,34	0,32	0,30	0,24	0,23	0,22																																																																																																																																																																																																									
> 125,000									0,39	0,37	0,35	0,33	0,31	0,29	0,23	0,22	0,21																																																																																																																																																																																																									
	02.02.NL1MMIS	<sup>(1)</sup> Dutch Money Market Instruments (MMIs) incur an additional charge of 0.45 basis points.																																																																																																																																																																																																																								

European zone countries (continued)

Custody Marginal rates: basis points per annum

Instrument	Tariff reference	Description
------------	------------------	-------------

Debt instruments

Ireland

The following tariff applies to the aggregated depot value for domestic debt instruments across all European zone countries

Aggregated Business		Family depot (EUR billion)															
Unit Depot		≤ 1	1-5	5-10	10-20	20-45	45-65	65-110	110-170	170-250	250-350	350-450	450-600	600-750	750-900	900-1,200	>1,200
(EUR million)																	
< 500		1,35	1,25	1,10	0,83	0,80	0,77	0,70	0,68	0,66	0,64	0,60	0,51	0,48	0,48	0,48	0,48
500 - 1,000		1,15	1,07	0,97	0,73	0,70	0,66	0,60	0,58	0,55	0,52	0,50	0,45	0,42	0,42	0,42	0,42
1,000 - 3,000			1,03	0,93	0,69	0,67	0,58	0,53	0,51	0,49	0,47	0,45	0,41	0,37	0,37	0,37	0,37
3,000 - 5,000			0,98	0,88	0,66	0,62	0,55	0,50	0,48	0,46	0,44	0,42	0,39	0,35	0,35	0,35	0,35
5,000 - 10,000				0,85	0,65	0,57	0,53	0,47	0,45	0,43	0,41	0,39	0,37	0,34	0,28	0,27	0,26
10,000 - 25,000				0,80	0,64	0,55	0,51	0,45	0,43	0,41	0,39	0,37	0,35	0,33	0,27	0,26	0,25
25,000 - 50,000						0,53	0,49	0,44	0,42	0,40	0,38	0,36	0,34	0,32	0,26	0,25	0,24
50,000 - 75,000							0,48	0,43	0,41	0,39	0,37	0,35	0,33	0,31	0,25	0,24	0,23
75,000 - 125,000								0,42	0,40	0,38	0,36	0,34	0,32	0,30	0,24	0,23	0,22
> 125,000									0,39	0,37	0,35	0,33	0,31	0,29	0,23	0,22	0,21

This includes the following fees:

02.02.IE1CAM

- A central maintenance service fee, which is charged at 0.2 basis points.

02.02.IE1ASR

- An asset servicing fee, which is charged according to the following scale:

Aggregated Business		Family depot (EUR billion)															
Unit Depot		≤ 1	1-5	5-10	10-20	20-45	45-65	65-110	110-170	170-250	250-350	350-450	450-600	600-750	750-900	900-1,200	>1,200
(EUR million)																	
< 500		1,15	1,05	0,9	0,63	0,6	0,57	0,5	0,48	0,46	0,44	0,4	0,31	0,28	0,28	0,28	0,28
500 - 1,000		0,95	0,87	0,77	0,53	0,5	0,46	0,4	0,38	0,35	0,32	0,3	0,25	0,22	0,22	0,22	0,22
1,000 - 3,000			0,83	0,73	0,49	0,47	0,38	0,33	0,31	0,29	0,27	0,25	0,21	0,17	0,17	0,17	0,17
3,000 - 5,000			0,78	0,68	0,46	0,42	0,35	0,3	0,28	0,26	0,24	0,22	0,19	0,15	0,15	0,15	0,15
5,000 - 10,000				0,65	0,45	0,37	0,33	0,27	0,25	0,23	0,21	0,19	0,17	0,14	0,08	0,07	0,06
10,000 - 25,000				0,6	0,44	0,35	0,31	0,25	0,23	0,21	0,19	0,17	0,15	0,13	0,07	0,06	0,05
25,000 - 50,000						0,33	0,29	0,24	0,22	0,2	0,18	0,16	0,14	0,12	0,06	0,05	0,04
50,000 - 75,000							0,28	0,23	0,21	0,19	0,17	0,15	0,13	0,11	0,05	0,04	0,03
75,000 - 125,000								0,22	0,2	0,18	0,16	0,14	0,12	0,1	0,04	0,03	0,02
> 125,000									0,19	0,17	0,15	0,13	0,11	0,09	0,03	0,02	0,01

European zone countries (continued)

Custody Marginal rates: basis points per annum (continued)

Instrument	Tariff reference	Description																																																																																																																																																																																																												
Debt instruments	02.02.EUR21	Austria, Greece																																																																																																																																																																																																												
		The following tariff applies to the aggregated depot value for domestic debt instruments across all European zone countries																																																																																																																																																																																																												
		<table><tr><th colspan="2">Aggregated Business</th><th colspan="15">Family depot (EUR billion)</th></tr><tr><th>Unit Depot (EUR million)</th><th>≤ 1</th><th>1-5</th><th>5-10</th><th>10-20</th><th>20-45</th><th>45-65</th><th>65-110</th><th>110-170</th><th>170-250</th><th>250-350</th><th>350-450</th><th>450-600</th><th>600-750</th><th>750-900</th><th>900-1,200</th><th>&gt;1,200</th></tr><tr><td>&lt; 500</td><td>1,37</td><td>1,27</td><td>1,15</td><td>0,88</td><td>0,87</td><td>0,87</td><td>0,80</td><td>0,78</td><td>0,76</td><td>0,74</td><td>0,70</td><td>0,61</td><td>0,58</td><td>0,58</td><td>0,58</td><td>0,58</td></tr><tr><td>500 - 1,000</td><td>1,17</td><td>1,09</td><td>1,02</td><td>0,78</td><td>0,77</td><td>0,76</td><td>0,70</td><td>0,68</td><td>0,65</td><td>0,62</td><td>0,60</td><td>0,55</td><td>0,52</td><td>0,52</td><td>0,52</td><td>0,52</td></tr><tr><td>1,000 - 3,000</td><td></td><td>1,05</td><td>0,98</td><td>0,74</td><td>0,73</td><td>0,68</td><td>0,63</td><td>0,61</td><td>0,59</td><td>0,57</td><td>0,55</td><td>0,51</td><td>0,47</td><td>0,47</td><td>0,47</td><td>0,47</td></tr><tr><td>3,000 - 5,000</td><td></td><td>1,00</td><td>0,93</td><td>0,71</td><td>0,69</td><td>0,65</td><td>0,60</td><td>0,58</td><td>0,56</td><td>0,54</td><td>0,52</td><td>0,49</td><td>0,45</td><td>0,45</td><td>0,45</td><td>0,45</td></tr><tr><td>5,000 - 10,000</td><td></td><td></td><td>0,90</td><td>0,70</td><td>0,65</td><td>0,63</td><td>0,57</td><td>0,55</td><td>0,53</td><td>0,51</td><td>0,49</td><td>0,47</td><td>0,44</td><td>0,38</td><td>0,37</td><td>0,36</td></tr><tr><td>10,000 - 25,000</td><td></td><td></td><td>0,85</td><td>0,69</td><td>0,63</td><td>0,61</td><td>0,55</td><td>0,53</td><td>0,51</td><td>0,49</td><td>0,47</td><td>0,45</td><td>0,43</td><td>0,37</td><td>0,36</td><td>0,35</td></tr><tr><td>25,000 - 50,000</td><td></td><td></td><td></td><td></td><td>0,61</td><td>0,59</td><td>0,54</td><td>0,52</td><td>0,50</td><td>0,48</td><td>0,46</td><td>0,44</td><td>0,42</td><td>0,36</td><td>0,35</td><td>0,34</td></tr><tr><td>50,000 - 75,000</td><td></td><td></td><td></td><td></td><td></td><td>0,58</td><td>0,53</td><td>0,51</td><td>0,49</td><td>0,47</td><td>0,45</td><td>0,43</td><td>0,41</td><td>0,35</td><td>0,34</td><td>0,33</td></tr><tr><td>75,000 - 125,000</td><td></td><td></td><td></td><td></td><td></td><td></td><td>0,52</td><td>0,50</td><td>0,48</td><td>0,46</td><td>0,44</td><td>0,42</td><td>0,40</td><td>0,34</td><td>0,33</td><td>0,32</td></tr><tr><td>&gt; 125,000</td><td></td><td></td><td></td><td></td><td></td><td></td><td></td><td>0,49</td><td>0,47</td><td>0,45</td><td>0,43</td><td>0,41</td><td>0,39</td><td>0,33</td><td>0,32</td><td>0,31</td></tr></table>	Aggregated Business		Family depot (EUR billion)															Unit Depot (EUR million)	≤ 1	1-5	5-10	10-20	20-45	45-65	65-110	110-170	170-250	250-350	350-450	450-600	600-750	750-900	900-1,200	>1,200	< 500	1,37	1,27	1,15	0,88	0,87	0,87	0,80	0,78	0,76	0,74	0,70	0,61	0,58	0,58	0,58	0,58	500 - 1,000	1,17	1,09	1,02	0,78	0,77	0,76	0,70	0,68	0,65	0,62	0,60	0,55	0,52	0,52	0,52	0,52	1,000 - 3,000		1,05	0,98	0,74	0,73	0,68	0,63	0,61	0,59	0,57	0,55	0,51	0,47	0,47	0,47	0,47	3,000 - 5,000		1,00	0,93	0,71	0,69	0,65	0,60	0,58	0,56	0,54	0,52	0,49	0,45	0,45	0,45	0,45	5,000 - 10,000			0,90	0,70	0,65	0,63	0,57	0,55	0,53	0,51	0,49	0,47	0,44	0,38	0,37	0,36	10,000 - 25,000			0,85	0,69	0,63	0,61	0,55	0,53	0,51	0,49	0,47	0,45	0,43	0,37	0,36	0,35	25,000 - 50,000					0,61	0,59	0,54	0,52	0,50	0,48	0,46	0,44	0,42	0,36	0,35	0,34	50,000 - 75,000						0,58	0,53	0,51	0,49	0,47	0,45	0,43	0,41	0,35	0,34	0,33	75,000 - 125,000							0,52	0,50	0,48	0,46	0,44	0,42	0,40	0,34	0,33	0,32	> 125,000								0,49	0,47	0,45	0,43	0,41	0,39	0,33	0,32	0,31
		Aggregated Business		Family depot (EUR billion)																																																																																																																																																																																																										
		Unit Depot (EUR million)	≤ 1	1-5	5-10	10-20	20-45	45-65	65-110	110-170	170-250	250-350	350-450	450-600	600-750	750-900	900-1,200	>1,200																																																																																																																																																																																												
		< 500	1,37	1,27	1,15	0,88	0,87	0,87	0,80	0,78	0,76	0,74	0,70	0,61	0,58	0,58	0,58	0,58																																																																																																																																																																																												
		500 - 1,000	1,17	1,09	1,02	0,78	0,77	0,76	0,70	0,68	0,65	0,62	0,60	0,55	0,52	0,52	0,52	0,52																																																																																																																																																																																												
		1,000 - 3,000		1,05	0,98	0,74	0,73	0,68	0,63	0,61	0,59	0,57	0,55	0,51	0,47	0,47	0,47	0,47																																																																																																																																																																																												
		3,000 - 5,000		1,00	0,93	0,71	0,69	0,65	0,60	0,58	0,56	0,54	0,52	0,49	0,45	0,45	0,45	0,45																																																																																																																																																																																												
		5,000 - 10,000			0,90	0,70	0,65	0,63	0,57	0,55	0,53	0,51	0,49	0,47	0,44	0,38	0,37	0,36																																																																																																																																																																																												
10,000 - 25,000			0,85	0,69	0,63	0,61	0,55	0,53	0,51	0,49	0,47	0,45	0,43	0,37	0,36	0,35																																																																																																																																																																																														
25,000 - 50,000					0,61	0,59	0,54	0,52	0,50	0,48	0,46	0,44	0,42	0,36	0,35	0,34																																																																																																																																																																																														
50,000 - 75,000						0,58	0,53	0,51	0,49	0,47	0,45	0,43	0,41	0,35	0,34	0,33																																																																																																																																																																																														
75,000 - 125,000							0,52	0,50	0,48	0,46	0,44	0,42	0,40	0,34	0,33	0,32																																																																																																																																																																																														
> 125,000								0,49	0,47	0,45	0,43	0,41	0,39	0,33	0,32	0,31																																																																																																																																																																																														

European zone countries (continued)

Custody Marginal rates: basis points per annum (continued)

Instrument	Tariff reference	Description																																																																																																																																																																																																																																
Debt instruments	02.02.LU1	Luxembourg																																																																																																																																																																																																																																
		The following tariff applies to the aggregated depot value for domestic debt instruments across all European zone countries																																																																																																																																																																																																																																
		<table><tr><th colspan="2">Aggregated Business</th><th colspan="16">Family depot (EUR billion)</th></tr><tr><th>Unit Depot</th><th></th><th>≤ 1</th><th>1-5</th><th>5-10</th><th>10-20</th><th>20-45</th><th>45-65</th><th>65-110</th><th>110-170</th><th>170-250</th><th>250-350</th><th>350-450</th><th>450-600</th><th>600-750</th><th>750-900</th><th>900-1,200</th><th>&gt;1,200</th></tr><tr><th>(EUR million)</th><th></th><th></th><th></th><th></th><th></th><th></th><th></th><th></th><th></th><th></th><th></th><th></th><th></th><th></th><th></th><th></th><th></th></tr><tr><td>&lt; 500</td><td>1,51</td><td>1,41</td><td>1,35</td><td>1,25</td><td>1,22</td><td>1,21</td><td>1,20</td><td>1,18</td><td>1,16</td><td>1,14</td><td>1,10</td><td>1,01</td><td>0,98</td><td>0,98</td><td>0,98</td><td>0,98</td></tr><tr><td>500 - 1,000</td><td>1,31</td><td>1,23</td><td>1,22</td><td>1,15</td><td>1,12</td><td>1,10</td><td>1,10</td><td>1,08</td><td>1,05</td><td>1,02</td><td>1,00</td><td>0,95</td><td>0,92</td><td>0,92</td><td>0,92</td><td>0,92</td></tr><tr><td>1,000 - 3,000</td><td></td><td>1,19</td><td>1,18</td><td>1,11</td><td>1,07</td><td>1,06</td><td>1,03</td><td>1,01</td><td>0,99</td><td>0,97</td><td>0,95</td><td>0,91</td><td>0,87</td><td>0,87</td><td>0,87</td><td>0,87</td></tr><tr><td>3,000 - 5,000</td><td></td><td>1,14</td><td>1,13</td><td>1,06</td><td>1,04</td><td>1,02</td><td>1,00</td><td>0,98</td><td>0,96</td><td>0,94</td><td>0,92</td><td>0,89</td><td>0,85</td><td>0,85</td><td>0,85</td><td>0,85</td></tr><tr><td>5,000 - 10,000</td><td></td><td></td><td>1,10</td><td>1,05</td><td>1,03</td><td>1,00</td><td>0,97</td><td>0,95</td><td>0,93</td><td>0,91</td><td>0,89</td><td>0,87</td><td>0,84</td><td>0,78</td><td>0,77</td><td>0,76</td></tr><tr><td>10,000 - 25,000</td><td></td><td></td><td>1,05</td><td>1,04</td><td>1,01</td><td>0,98</td><td>0,95</td><td>0,93</td><td>0,91</td><td>0,89</td><td>0,87</td><td>0,85</td><td>0,83</td><td>0,77</td><td>0,76</td><td>0,75</td></tr><tr><td>25,000 - 50,000</td><td></td><td></td><td></td><td></td><td>0,99</td><td>0,96</td><td>0,94</td><td>0,92</td><td>0,90</td><td>0,88</td><td>0,86</td><td>0,84</td><td>0,82</td><td>0,76</td><td>0,75</td><td>0,74</td></tr><tr><td>50,000 - 75,000</td><td></td><td></td><td></td><td></td><td></td><td>0,95</td><td>0,93</td><td>0,91</td><td>0,89</td><td>0,87</td><td>0,85</td><td>0,83</td><td>0,81</td><td>0,75</td><td>0,74</td><td>0,73</td></tr><tr><td>75,000 - 125,000</td><td></td><td></td><td></td><td></td><td></td><td></td><td>0,92</td><td>0,90</td><td>0,88</td><td>0,86</td><td>0,84</td><td>0,82</td><td>0,80</td><td>0,74</td><td>0,73</td><td>0,72</td></tr><tr><td>&gt; 125,000</td><td></td><td></td><td></td><td></td><td></td><td></td><td></td><td>0,89</td><td>0,87</td><td>0,85</td><td>0,83</td><td>0,81</td><td>0,79</td><td>0,73</td><td>0,72</td><td>0,71</td></tr></table>	Aggregated Business		Family depot (EUR billion)																Unit Depot		≤ 1	1-5	5-10	10-20	20-45	45-65	65-110	110-170	170-250	250-350	350-450	450-600	600-750	750-900	900-1,200	>1,200	(EUR million)																		< 500	1,51	1,41	1,35	1,25	1,22	1,21	1,20	1,18	1,16	1,14	1,10	1,01	0,98	0,98	0,98	0,98	500 - 1,000	1,31	1,23	1,22	1,15	1,12	1,10	1,10	1,08	1,05	1,02	1,00	0,95	0,92	0,92	0,92	0,92	1,000 - 3,000		1,19	1,18	1,11	1,07	1,06	1,03	1,01	0,99	0,97	0,95	0,91	0,87	0,87	0,87	0,87	3,000 - 5,000		1,14	1,13	1,06	1,04	1,02	1,00	0,98	0,96	0,94	0,92	0,89	0,85	0,85	0,85	0,85	5,000 - 10,000			1,10	1,05	1,03	1,00	0,97	0,95	0,93	0,91	0,89	0,87	0,84	0,78	0,77	0,76	10,000 - 25,000			1,05	1,04	1,01	0,98	0,95	0,93	0,91	0,89	0,87	0,85	0,83	0,77	0,76	0,75	25,000 - 50,000					0,99	0,96	0,94	0,92	0,90	0,88	0,86	0,84	0,82	0,76	0,75	0,74	50,000 - 75,000						0,95	0,93	0,91	0,89	0,87	0,85	0,83	0,81	0,75	0,74	0,73	75,000 - 125,000							0,92	0,90	0,88	0,86	0,84	0,82	0,80	0,74	0,73	0,72	> 125,000								0,89	0,87	0,85	0,83	0,81	0,79	0,73	0,72	0,71
		Aggregated Business		Family depot (EUR billion)																																																																																																																																																																																																																														
		Unit Depot		≤ 1	1-5	5-10	10-20	20-45	45-65	65-110	110-170	170-250	250-350	350-450	450-600	600-750	750-900	900-1,200	>1,200																																																																																																																																																																																																															
		(EUR million)																																																																																																																																																																																																																																
		< 500	1,51	1,41	1,35	1,25	1,22	1,21	1,20	1,18	1,16	1,14	1,10	1,01	0,98	0,98	0,98	0,98																																																																																																																																																																																																																
		500 - 1,000	1,31	1,23	1,22	1,15	1,12	1,10	1,10	1,08	1,05	1,02	1,00	0,95	0,92	0,92	0,92	0,92																																																																																																																																																																																																																
		1,000 - 3,000		1,19	1,18	1,11	1,07	1,06	1,03	1,01	0,99	0,97	0,95	0,91	0,87	0,87	0,87	0,87																																																																																																																																																																																																																
		3,000 - 5,000		1,14	1,13	1,06	1,04	1,02	1,00	0,98	0,96	0,94	0,92	0,89	0,85	0,85	0,85	0,85																																																																																																																																																																																																																
5,000 - 10,000			1,10	1,05	1,03	1,00	0,97	0,95	0,93	0,91	0,89	0,87	0,84	0,78	0,77	0,76																																																																																																																																																																																																																		
10,000 - 25,000			1,05	1,04	1,01	0,98	0,95	0,93	0,91	0,89	0,87	0,85	0,83	0,77	0,76	0,75																																																																																																																																																																																																																		
25,000 - 50,000					0,99	0,96	0,94	0,92	0,90	0,88	0,86	0,84	0,82	0,76	0,75	0,74																																																																																																																																																																																																																		
50,000 - 75,000						0,95	0,93	0,91	0,89	0,87	0,85	0,83	0,81	0,75	0,74	0,73																																																																																																																																																																																																																		
75,000 - 125,000							0,92	0,90	0,88	0,86	0,84	0,82	0,80	0,74	0,73	0,72																																																																																																																																																																																																																		
> 125,000								0,89	0,87	0,85	0,83	0,81	0,79	0,73	0,72	0,71																																																																																																																																																																																																																		

European zone countries (continued)

Custody Marginal rates: basis points per annum (continued)

Instrument	Tariff reference	Description																																																																																																																																																																																																																							
Debt instruments	02.02.ES1	<b>Spain<sup>(1)</sup></b>																																																																																																																																																																																																																							
		The following tariff applies to the aggregated depot value for domestic debt instruments across all European zone countries																																																																																																																																																																																																																							
		<table><tr><th colspan="2">Aggregated Business</th><th colspan="15">Family depot (EUR billion)</th></tr><tr><th>Unit Depot (EUR million)</th><th></th><th>≤ 1</th><th>1-5</th><th>5-10</th><th>10-20</th><th>20-45</th><th>45-65</th><th>65-110</th><th>110-170</th><th>170-250</th><th>250-350</th><th>350-450</th><th>450-600</th><th>600-750</th><th>750-900</th><th>900-1,200</th><th>&gt;1,200</th></tr><tr><td>&lt; 500</td><td>1,39</td><td>1,29</td><td>1,14</td><td>0,87</td><td>0,84</td><td>0,81</td><td>0,74</td><td>0,72</td><td>0,70</td><td>0,68</td><td>0,64</td><td>0,55</td><td>0,52</td><td>0,52</td><td>0,52</td><td>0,52</td><td>0,52</td></tr><tr><td>500 - 1,000</td><td>1,19</td><td>1,11</td><td>1,01</td><td>0,77</td><td>0,74</td><td>0,70</td><td>0,64</td><td>0,62</td><td>0,59</td><td>0,56</td><td>0,54</td><td>0,49</td><td>0,46</td><td>0,46</td><td>0,46</td><td>0,46</td><td>0,46</td></tr><tr><td>1,000 - 3,000</td><td></td><td>1,07</td><td>0,97</td><td>0,73</td><td>0,71</td><td>0,62</td><td>0,57</td><td>0,55</td><td>0,53</td><td>0,51</td><td>0,49</td><td>0,45</td><td>0,41</td><td>0,41</td><td>0,41</td><td>0,41</td><td>0,41</td></tr><tr><td>3,000 - 5,000</td><td></td><td>1,02</td><td>0,92</td><td>0,70</td><td>0,66</td><td>0,59</td><td>0,54</td><td>0,52</td><td>0,50</td><td>0,48</td><td>0,46</td><td>0,43</td><td>0,39</td><td>0,39</td><td>0,39</td><td>0,39</td><td>0,39</td></tr><tr><td>5,000 - 10,000</td><td></td><td></td><td>0,89</td><td>0,69</td><td>0,61</td><td>0,57</td><td>0,51</td><td>0,49</td><td>0,47</td><td>0,45</td><td>0,43</td><td>0,41</td><td>0,38</td><td>0,32</td><td>0,31</td><td>0,30</td><td>0,30</td></tr><tr><td>10,000 - 25,000</td><td></td><td></td><td>0,84</td><td>0,68</td><td>0,59</td><td>0,55</td><td>0,49</td><td>0,47</td><td>0,45</td><td>0,43</td><td>0,41</td><td>0,39</td><td>0,37</td><td>0,31</td><td>0,30</td><td>0,29</td><td>0,29</td></tr><tr><td>25,000 - 50,000</td><td></td><td></td><td></td><td></td><td>0,57</td><td>0,53</td><td>0,48</td><td>0,46</td><td>0,44</td><td>0,42</td><td>0,40</td><td>0,38</td><td>0,36</td><td>0,30</td><td>0,29</td><td>0,28</td><td>0,28</td></tr><tr><td>50,000 - 75,000</td><td></td><td></td><td></td><td></td><td></td><td>0,52</td><td>0,47</td><td>0,45</td><td>0,43</td><td>0,41</td><td>0,39</td><td>0,37</td><td>0,35</td><td>0,29</td><td>0,28</td><td>0,27</td><td>0,27</td></tr><tr><td>75,000 - 125,000</td><td></td><td></td><td></td><td></td><td></td><td></td><td>0,46</td><td>0,44</td><td>0,42</td><td>0,40</td><td>0,38</td><td>0,36</td><td>0,34</td><td>0,28</td><td>0,27</td><td>0,26</td><td>0,26</td></tr><tr><td>&gt; 125,000</td><td></td><td></td><td></td><td></td><td></td><td></td><td></td><td>0,43</td><td>0,41</td><td>0,39</td><td>0,37</td><td>0,35</td><td>0,33</td><td>0,27</td><td>0,26</td><td>0,25</td><td>0,25</td></tr></table>	Aggregated Business		Family depot (EUR billion)															Unit Depot (EUR million)		≤ 1	1-5	5-10	10-20	20-45	45-65	65-110	110-170	170-250	250-350	350-450	450-600	600-750	750-900	900-1,200	>1,200	< 500	1,39	1,29	1,14	0,87	0,84	0,81	0,74	0,72	0,70	0,68	0,64	0,55	0,52	0,52	0,52	0,52	0,52	500 - 1,000	1,19	1,11	1,01	0,77	0,74	0,70	0,64	0,62	0,59	0,56	0,54	0,49	0,46	0,46	0,46	0,46	0,46	1,000 - 3,000		1,07	0,97	0,73	0,71	0,62	0,57	0,55	0,53	0,51	0,49	0,45	0,41	0,41	0,41	0,41	0,41	3,000 - 5,000		1,02	0,92	0,70	0,66	0,59	0,54	0,52	0,50	0,48	0,46	0,43	0,39	0,39	0,39	0,39	0,39	5,000 - 10,000			0,89	0,69	0,61	0,57	0,51	0,49	0,47	0,45	0,43	0,41	0,38	0,32	0,31	0,30	0,30	10,000 - 25,000			0,84	0,68	0,59	0,55	0,49	0,47	0,45	0,43	0,41	0,39	0,37	0,31	0,30	0,29	0,29	25,000 - 50,000					0,57	0,53	0,48	0,46	0,44	0,42	0,40	0,38	0,36	0,30	0,29	0,28	0,28	50,000 - 75,000						0,52	0,47	0,45	0,43	0,41	0,39	0,37	0,35	0,29	0,28	0,27	0,27	75,000 - 125,000							0,46	0,44	0,42	0,40	0,38	0,36	0,34	0,28	0,27	0,26	0,26	> 125,000								0,43	0,41	0,39	0,37	0,35	0,33	0,27	0,26	0,25	0,25
Aggregated Business		Family depot (EUR billion)																																																																																																																																																																																																																							
Unit Depot (EUR million)		≤ 1	1-5	5-10	10-20	20-45	45-65	65-110	110-170	170-250	250-350	350-450	450-600	600-750	750-900	900-1,200	>1,200																																																																																																																																																																																																								
< 500	1,39	1,29	1,14	0,87	0,84	0,81	0,74	0,72	0,70	0,68	0,64	0,55	0,52	0,52	0,52	0,52	0,52																																																																																																																																																																																																								
500 - 1,000	1,19	1,11	1,01	0,77	0,74	0,70	0,64	0,62	0,59	0,56	0,54	0,49	0,46	0,46	0,46	0,46	0,46																																																																																																																																																																																																								
1,000 - 3,000		1,07	0,97	0,73	0,71	0,62	0,57	0,55	0,53	0,51	0,49	0,45	0,41	0,41	0,41	0,41	0,41																																																																																																																																																																																																								
3,000 - 5,000		1,02	0,92	0,70	0,66	0,59	0,54	0,52	0,50	0,48	0,46	0,43	0,39	0,39	0,39	0,39	0,39																																																																																																																																																																																																								
5,000 - 10,000			0,89	0,69	0,61	0,57	0,51	0,49	0,47	0,45	0,43	0,41	0,38	0,32	0,31	0,30	0,30																																																																																																																																																																																																								
10,000 - 25,000			0,84	0,68	0,59	0,55	0,49	0,47	0,45	0,43	0,41	0,39	0,37	0,31	0,30	0,29	0,29																																																																																																																																																																																																								
25,000 - 50,000					0,57	0,53	0,48	0,46	0,44	0,42	0,40	0,38	0,36	0,30	0,29	0,28	0,28																																																																																																																																																																																																								
50,000 - 75,000						0,52	0,47	0,45	0,43	0,41	0,39	0,37	0,35	0,29	0,28	0,27	0,27																																																																																																																																																																																																								
75,000 - 125,000							0,46	0,44	0,42	0,40	0,38	0,36	0,34	0,28	0,27	0,26	0,26																																																																																																																																																																																																								
> 125,000								0,43	0,41	0,39	0,37	0,35	0,33	0,27	0,26	0,25	0,25																																																																																																																																																																																																								
	02.02.ES1SUP	<sup>(1)</sup> In parallel to the custody fees, the supervisory fee of 0.094 basis points charged by Comisión Nacional del Mercado de Valores in relation to all debt securities held in Asociación de Intermediarios de Activos Financieros (AIAF) and Servicio de Compensación y Liquidación de Valores (SCLV) will be passed on to Participants, on a monthly basis.																																																																																																																																																																																																																							
	02.02.CH1	<b>Switzerland</b>																																																																																																																																																																																																																							
		The following tariff applies to the aggregated depot value for domestic debt instruments across all European zone countries																																																																																																																																																																																																																							
		<table><tr><th colspan="2">Aggregated Business</th><th colspan="15">Family depot (EUR billion)</th></tr><tr><th>Unit Depot (EUR million)</th><th></th><th>≤ 1</th><th>1-5</th><th>5-10</th><th>10-20</th><th>20-45</th><th>45-65</th><th>65-110</th><th>110-170</th><th>170-250</th><th>250-350</th><th>350-450</th><th>450-600</th><th>600-750</th><th>750-900</th><th>900-1,200</th><th>&gt;1,200</th></tr><tr><td>&lt; 500</td><td>1,40</td><td>1,30</td><td>1,23</td><td>1,05</td><td>1,03</td><td>1,04</td><td>1,00</td><td>0,98</td><td>0,96</td><td>0,94</td><td>0,90</td><td>0,81</td><td>0,78</td><td>0,78</td><td>0,78</td><td>0,78</td><td>0,78</td></tr><tr><td>500 - 1,000</td><td>1,20</td><td>1,12</td><td>1,10</td><td>0,95</td><td>0,93</td><td>0,93</td><td>0,90</td><td>0,88</td><td>0,85</td><td>0,82</td><td>0,80</td><td>0,75</td><td>0,72</td><td>0,72</td><td>0,72</td><td>0,72</td><td>0,72</td></tr><tr><td>1,000 - 3,000</td><td></td><td>1,08</td><td>1,06</td><td>0,91</td><td>0,88</td><td>0,87</td><td>0,83</td><td>0,81</td><td>0,79</td><td>0,77</td><td>0,75</td><td>0,71</td><td>0,67</td><td>0,67</td><td>0,67</td><td>0,67</td><td>0,67</td></tr><tr><td>3,000 - 5,000</td><td></td><td>1,03</td><td>1,01</td><td>0,86</td><td>0,85</td><td>0,83</td><td>0,80</td><td>0,78</td><td>0,76</td><td>0,74</td><td>0,72</td><td>0,69</td><td>0,65</td><td>0,65</td><td>0,65</td><td>0,65</td><td>0,65</td></tr><tr><td>5,000 - 10,000</td><td></td><td></td><td>0,98</td><td>0,85</td><td>0,83</td><td>0,81</td><td>0,77</td><td>0,75</td><td>0,73</td><td>0,71</td><td>0,69</td><td>0,67</td><td>0,64</td><td>0,58</td><td>0,57</td><td>0,56</td><td>0,56</td></tr><tr><td>10,000 - 25,000</td><td></td><td></td><td>0,93</td><td>0,84</td><td>0,81</td><td>0,79</td><td>0,75</td><td>0,73</td><td>0,71</td><td>0,69</td><td>0,67</td><td>0,65</td><td>0,63</td><td>0,57</td><td>0,56</td><td>0,55</td><td>0,55</td></tr><tr><td>25,000 - 50,000</td><td></td><td></td><td></td><td></td><td>0,79</td><td>0,77</td><td>0,74</td><td>0,72</td><td>0,70</td><td>0,68</td><td>0,66</td><td>0,64</td><td>0,62</td><td>0,56</td><td>0,55</td><td>0,54</td><td>0,54</td></tr><tr><td>50,000 - 75,000</td><td></td><td></td><td></td><td></td><td></td><td>0,76</td><td>0,73</td><td>0,71</td><td>0,69</td><td>0,67</td><td>0,65</td><td>0,63</td><td>0,61</td><td>0,55</td><td>0,54</td><td>0,53</td><td>0,53</td></tr><tr><td>75,000 - 125,000</td><td></td><td></td><td></td><td></td><td></td><td></td><td>0,72</td><td>0,70</td><td>0,68</td><td>0,66</td><td>0,64</td><td>0,62</td><td>0,60</td><td>0,54</td><td>0,53</td><td>0,52</td><td>0,52</td></tr><tr><td>&gt; 125,000</td><td></td><td></td><td></td><td></td><td></td><td></td><td></td><td>0,69</td><td>0,67</td><td>0,65</td><td>0,63</td><td>0,61</td><td>0,59</td><td>0,53</td><td>0,52</td><td>0,51</td><td>0,51</td></tr></table>	Aggregated Business		Family depot (EUR billion)															Unit Depot (EUR million)		≤ 1	1-5	5-10	10-20	20-45	45-65	65-110	110-170	170-250	250-350	350-450	450-600	600-750	750-900	900-1,200	>1,200	< 500	1,40	1,30	1,23	1,05	1,03	1,04	1,00	0,98	0,96	0,94	0,90	0,81	0,78	0,78	0,78	0,78	0,78	500 - 1,000	1,20	1,12	1,10	0,95	0,93	0,93	0,90	0,88	0,85	0,82	0,80	0,75	0,72	0,72	0,72	0,72	0,72	1,000 - 3,000		1,08	1,06	0,91	0,88	0,87	0,83	0,81	0,79	0,77	0,75	0,71	0,67	0,67	0,67	0,67	0,67	3,000 - 5,000		1,03	1,01	0,86	0,85	0,83	0,80	0,78	0,76	0,74	0,72	0,69	0,65	0,65	0,65	0,65	0,65	5,000 - 10,000			0,98	0,85	0,83	0,81	0,77	0,75	0,73	0,71	0,69	0,67	0,64	0,58	0,57	0,56	0,56	10,000 - 25,000			0,93	0,84	0,81	0,79	0,75	0,73	0,71	0,69	0,67	0,65	0,63	0,57	0,56	0,55	0,55	25,000 - 50,000					0,79	0,77	0,74	0,72	0,70	0,68	0,66	0,64	0,62	0,56	0,55	0,54	0,54	50,000 - 75,000						0,76	0,73	0,71	0,69	0,67	0,65	0,63	0,61	0,55	0,54	0,53	0,53	75,000 - 125,000							0,72	0,70	0,68	0,66	0,64	0,62	0,60	0,54	0,53	0,52	0,52	> 125,000								0,69	0,67	0,65	0,63	0,61	0,59	0,53	0,52	0,51	0,51
Aggregated Business		Family depot (EUR billion)																																																																																																																																																																																																																							
Unit Depot (EUR million)		≤ 1	1-5	5-10	10-20	20-45	45-65	65-110	110-170	170-250	250-350	350-450	450-600	600-750	750-900	900-1,200	>1,200																																																																																																																																																																																																								
< 500	1,40	1,30	1,23	1,05	1,03	1,04	1,00	0,98	0,96	0,94	0,90	0,81	0,78	0,78	0,78	0,78	0,78																																																																																																																																																																																																								
500 - 1,000	1,20	1,12	1,10	0,95	0,93	0,93	0,90	0,88	0,85	0,82	0,80	0,75	0,72	0,72	0,72	0,72	0,72																																																																																																																																																																																																								
1,000 - 3,000		1,08	1,06	0,91	0,88	0,87	0,83	0,81	0,79	0,77	0,75	0,71	0,67	0,67	0,67	0,67	0,67																																																																																																																																																																																																								
3,000 - 5,000		1,03	1,01	0,86	0,85	0,83	0,80	0,78	0,76	0,74	0,72	0,69	0,65	0,65	0,65	0,65	0,65																																																																																																																																																																																																								
5,000 - 10,000			0,98	0,85	0,83	0,81	0,77	0,75	0,73	0,71	0,69	0,67	0,64	0,58	0,57	0,56	0,56																																																																																																																																																																																																								
10,000 - 25,000			0,93	0,84	0,81	0,79	0,75	0,73	0,71	0,69	0,67	0,65	0,63	0,57	0,56	0,55	0,55																																																																																																																																																																																																								
25,000 - 50,000					0,79	0,77	0,74	0,72	0,70	0,68	0,66	0,64	0,62	0,56	0,55	0,54	0,54																																																																																																																																																																																																								
50,000 - 75,000						0,76	0,73	0,71	0,69	0,67	0,65	0,63	0,61	0,55	0,54	0,53	0,53																																																																																																																																																																																																								
75,000 - 125,000							0,72	0,70	0,68	0,66	0,64	0,62	0,60	0,54	0,53	0,52	0,52																																																																																																																																																																																																								
> 125,000								0,69	0,67	0,65	0,63	0,61	0,59	0,53	0,52	0,51	0,51																																																																																																																																																																																																								

Settlement Marginal rates: EUR per settled instruction

Instrument	Tariff reference	Description																				
Debt instruments		<div>Internal</div> <div>For the tariff applicable for the aggregated internal settlement volumes for debt instruments, equities and warrants across all countries, refer to the 'All countries' tariff sheet.</div> <div><div>External</div><div>01.03.FI1</div><div>Bridge</div><div>01.02.FI1</div></div> <div><div>External</div><table><tr><th>Aggregated Business Unit instructions</th><th>Rate</th></tr><tr><td>≤ 10</td><td>17.00</td></tr><tr><td>11 - 25</td><td>14.00</td></tr><tr><td>26 - 100</td><td>12.00</td></tr><tr><td>101 - 250</td><td>11.50</td></tr><tr><td>&gt; 250</td><td>10.00</td></tr></table></div> <div><div>Bridge</div><table><tr><th>Aggregated Business Unit instructions</th><th>Rate</th></tr><tr><td>≤ 10</td><td>6.80</td></tr><tr><td>11 - 25</td><td>3.95</td></tr><tr><td>&gt; 25</td><td>2.80</td></tr></table></div>	Aggregated Business Unit instructions	Rate	≤ 10	17.00	11 - 25	14.00	26 - 100	12.00	101 - 250	11.50	> 250	10.00	Aggregated Business Unit instructions	Rate	≤ 10	6.80	11 - 25	3.95	> 25	2.80
Aggregated Business Unit instructions	Rate																					
≤ 10	17.00																					
11 - 25	14.00																					
26 - 100	12.00																					
101 - 250	11.50																					
> 250	10.00																					
Aggregated Business Unit instructions	Rate																					
≤ 10	6.80																					
11 - 25	3.95																					
> 25	2.80																					

Equities, warrants, depositary receipts, and funds		<div>Internal – Equities and warrants</div> <div>For the tariff applicable for the aggregated internal settlement volumes for debt instruments, equities and warrants across all countries, refer to the 'All countries' tariff sheet.</div> <div>Internal – Depositary receipts</div> <div>For the tariff applicable for the aggregated internal settlement volumes for depositary receipts across all countries, refer to the 'All countries' tariff sheet.</div> <div><div>External</div><div>01.03.FI2345</div><div>Bridge</div><div>01.02.FI2345</div></div> <div><div>External</div><table><tr><th>Aggregated Business Unit instructions</th><th>Rate</th></tr><tr><td>≤ 10</td><td>34.00</td></tr><tr><td>11 - 50</td><td>29.00</td></tr><tr><td>51 - 100</td><td>28.00</td></tr><tr><td>101 - 250</td><td>27.00</td></tr><tr><td>251 - 500</td><td>26.00</td></tr><tr><td>&gt; 500</td><td>25.00</td></tr></table></div> <div><div>Bridge</div><table><tr><th>Aggregated Business Unit instructions</th><th>Rate</th></tr><tr><td>≤ 10</td><td>6.80</td></tr><tr><td>11 - 25</td><td>3.95</td></tr><tr><td>&gt; 25</td><td>2.80</td></tr></table></div>	Aggregated Business Unit instructions	Rate	≤ 10	34.00	11 - 50	29.00	51 - 100	28.00	101 - 250	27.00	251 - 500	26.00	> 500	25.00	Aggregated Business Unit instructions	Rate	≤ 10	6.80	11 - 25	3.95	> 25	2.80
Aggregated Business Unit instructions	Rate																							
≤ 10	34.00																							
11 - 50	29.00																							
51 - 100	28.00																							
101 - 250	27.00																							
251 - 500	26.00																							
> 500	25.00																							
Aggregated Business Unit instructions	Rate																							
≤ 10	6.80																							
11 - 25	3.95																							
> 25	2.80																							

Custody Marginal rates: basis points per annum

Instrument	Tariff reference	Description																																																																																																																																																									
Debt instruments	02.07.FI1	<table><tr><th colspan="2" rowspan="2">Aggregated Business Unit Depot (EUR million)</th><th colspan="16">Family depot (EUR billion)</th></tr><tr><th>≤ 1</th><th>1-5</th><th>5-10</th><th>10-20</th><th>20-45</th><th>45-65</th><th>65-110</th><th>110-170</th><th>170-250</th><th>250-350</th><th>350-450</th><th>450-600</th><th>600-750</th><th>750-900</th><th>900-1,200</th><th>&gt;1,200</th></tr><tr><td>&lt; 100</td><td>1.54</td><td>1.34</td><td>1.29</td><td>1.19</td><td>1.14</td><td>1.12</td><td>1.09</td><td>1.06</td><td>1.04</td><td>1.02</td><td>1.00</td><td>0.98</td><td>0.96</td><td>0.94</td><td>0.92</td><td>0.90</td></tr><tr><td>100 - 500</td><td>1.24</td><td>1.14</td><td>1.04</td><td>0.94</td><td>0.89</td><td>0.86</td><td>0.84</td><td>0.82</td><td>0.79</td><td>0.77</td><td>0.75</td><td>0.73</td><td>0.71</td><td>0.69</td><td>0.67</td><td>0.65</td></tr><tr><td>500 - 1,000</td><td>1.09</td><td>1.04</td><td>0.99</td><td>0.89</td><td>0.84</td><td>0.79</td><td>0.76</td><td>0.74</td><td>0.72</td><td>0.70</td><td>0.68</td><td>0.66</td><td>0.64</td><td>0.62</td><td>0.60</td><td>0.58</td></tr><tr><td>1,000 - 2,500</td><td></td><td>0.99</td><td>0.94</td><td>0.84</td><td>0.79</td><td>0.76</td><td>0.74</td><td>0.72</td><td>0.69</td><td>0.67</td><td>0.65</td><td>0.63</td><td>0.61</td><td>0.59</td><td>0.57</td><td>0.55</td></tr><tr><td>2,500 - 5,000</td><td></td><td>0.94</td><td>0.89</td><td>0.79</td><td>0.74</td><td>0.72</td><td>0.71</td><td>0.69</td><td>0.64</td><td>0.62</td><td>0.60</td><td>0.58</td><td>0.56</td><td>0.54</td><td>0.52</td><td>0.50</td></tr><tr><td>5,000 - 10,000</td><td></td><td></td><td>0.84</td><td>0.74</td><td>0.69</td><td>0.66</td><td>0.65</td><td>0.64</td><td>0.62</td><td>0.60</td><td>0.58</td><td>0.56</td><td>0.54</td><td>0.52</td><td>0.50</td><td>0.48</td></tr><tr><td>&gt; 10,000</td><td></td><td></td><td></td><td>0.71</td><td>0.67</td><td>0.64</td><td>0.62</td><td>0.60</td><td>0.59</td><td>0.57</td><td>0.55</td><td>0.53</td><td>0.51</td><td>0.49</td><td>0.47</td><td>0.45</td></tr></table>	Aggregated Business Unit Depot (EUR million)		Family depot (EUR billion)																≤ 1	1-5	5-10	10-20	20-45	45-65	65-110	110-170	170-250	250-350	350-450	450-600	600-750	750-900	900-1,200	>1,200	< 100	1.54	1.34	1.29	1.19	1.14	1.12	1.09	1.06	1.04	1.02	1.00	0.98	0.96	0.94	0.92	0.90	100 - 500	1.24	1.14	1.04	0.94	0.89	0.86	0.84	0.82	0.79	0.77	0.75	0.73	0.71	0.69	0.67	0.65	500 - 1,000	1.09	1.04	0.99	0.89	0.84	0.79	0.76	0.74	0.72	0.70	0.68	0.66	0.64	0.62	0.60	0.58	1,000 - 2,500		0.99	0.94	0.84	0.79	0.76	0.74	0.72	0.69	0.67	0.65	0.63	0.61	0.59	0.57	0.55	2,500 - 5,000		0.94	0.89	0.79	0.74	0.72	0.71	0.69	0.64	0.62	0.60	0.58	0.56	0.54	0.52	0.50	5,000 - 10,000			0.84	0.74	0.69	0.66	0.65	0.64	0.62	0.60	0.58	0.56	0.54	0.52	0.50	0.48	> 10,000				0.71	0.67	0.64	0.62	0.60	0.59	0.57	0.55	0.53	0.51	0.49	0.47	0.45
		Aggregated Business Unit Depot (EUR million)			Family depot (EUR billion)																																																																																																																																																						
				≤ 1	1-5	5-10	10-20	20-45	45-65	65-110	110-170	170-250	250-350	350-450	450-600	600-750	750-900	900-1,200	>1,200																																																																																																																																								
		< 100	1.54	1.34	1.29	1.19	1.14	1.12	1.09	1.06	1.04	1.02	1.00	0.98	0.96	0.94	0.92	0.90																																																																																																																																									
		100 - 500	1.24	1.14	1.04	0.94	0.89	0.86	0.84	0.82	0.79	0.77	0.75	0.73	0.71	0.69	0.67	0.65																																																																																																																																									
		500 - 1,000	1.09	1.04	0.99	0.89	0.84	0.79	0.76	0.74	0.72	0.70	0.68	0.66	0.64	0.62	0.60	0.58																																																																																																																																									
		1,000 - 2,500		0.99	0.94	0.84	0.79	0.76	0.74	0.72	0.69	0.67	0.65	0.63	0.61	0.59	0.57	0.55																																																																																																																																									
		2,500 - 5,000		0.94	0.89	0.79	0.74	0.72	0.71	0.69	0.64	0.62	0.60	0.58	0.56	0.54	0.52	0.50																																																																																																																																									
		5,000 - 10,000			0.84	0.74	0.69	0.66	0.65	0.64	0.62	0.60	0.58	0.56	0.54	0.52	0.50	0.48																																																																																																																																									
		> 10,000				0.71	0.67	0.64	0.62	0.60	0.59	0.57	0.55	0.53	0.51	0.49	0.47	0.45																																																																																																																																									
Equities, warrants, depository receipts, and funds	02.07.FI2345	<table><tr><th colspan="2" rowspan="2">Aggregated Business Unit Depot (EUR million)</th><th colspan="9">Family depot (EUR billion)</th></tr><tr><th>≤ 1</th><th>1-5</th><th>5-10</th><th>10-20</th><th>20-45</th><th>45-65</th><th>65-110</th><th>110-170</th><th>&gt;170</th></tr><tr><td>≤ 10</td><td>5.04</td><td>4.94</td><td>4.84</td><td>4.74</td><td>4.64</td><td>4.54</td><td>4.44</td><td>4.34</td><td>4.24</td></tr><tr><td>10 - 25</td><td>3.04</td><td>2.94</td><td>2.84</td><td>2.74</td><td>2.64</td><td>2.54</td><td>2.44</td><td>2.34</td><td>2.24</td></tr><tr><td>25 - 55</td><td>2.54</td><td>2.44</td><td>2.34</td><td>2.24</td><td>2.14</td><td>2.04</td><td>1.94</td><td>1.84</td><td>1.74</td></tr><tr><td>55 - 110</td><td>2.14</td><td>2.04</td><td>1.94</td><td>1.89</td><td>1.84</td><td>1.74</td><td>1.69</td><td>1.64</td><td>1.54</td></tr><tr><td>110 - 275</td><td>1.84</td><td>1.79</td><td>1.74</td><td>1.69</td><td>1.64</td><td>1.59</td><td>1.54</td><td>1.49</td><td>1.44</td></tr><tr><td>275 - 550</td><td>1.79</td><td>1.74</td><td>1.69</td><td>1.64</td><td>1.59</td><td>1.54</td><td>1.49</td><td>1.44</td><td>1.39</td></tr><tr><td>&gt; 550</td><td>1.74</td><td>1.69</td><td>1.64</td><td>1.59</td><td>1.54</td><td>1.49</td><td>1.44</td><td>1.39</td><td>1.34</td></tr></table>	Aggregated Business Unit Depot (EUR million)		Family depot (EUR billion)									≤ 1	1-5	5-10	10-20	20-45	45-65	65-110	110-170	>170	≤ 10	5.04	4.94	4.84	4.74	4.64	4.54	4.44	4.34	4.24	10 - 25	3.04	2.94	2.84	2.74	2.64	2.54	2.44	2.34	2.24	25 - 55	2.54	2.44	2.34	2.24	2.14	2.04	1.94	1.84	1.74	55 - 110	2.14	2.04	1.94	1.89	1.84	1.74	1.69	1.64	1.54	110 - 275	1.84	1.79	1.74	1.69	1.64	1.59	1.54	1.49	1.44	275 - 550	1.79	1.74	1.69	1.64	1.59	1.54	1.49	1.44	1.39	> 550	1.74	1.69	1.64	1.59	1.54	1.49	1.44	1.39	1.34																																																															
		Aggregated Business Unit Depot (EUR million)			Family depot (EUR billion)																																																																																																																																																						
				≤ 1	1-5	5-10	10-20	20-45	45-65	65-110	110-170	>170																																																																																																																																															
		≤ 10	5.04	4.94	4.84	4.74	4.64	4.54	4.44	4.34	4.24																																																																																																																																																
		10 - 25	3.04	2.94	2.84	2.74	2.64	2.54	2.44	2.34	2.24																																																																																																																																																
		25 - 55	2.54	2.44	2.34	2.24	2.14	2.04	1.94	1.84	1.74																																																																																																																																																
		55 - 110	2.14	2.04	1.94	1.89	1.84	1.74	1.69	1.64	1.54																																																																																																																																																
		110 - 275	1.84	1.79	1.74	1.69	1.64	1.59	1.54	1.49	1.44																																																																																																																																																
		275 - 550	1.79	1.74	1.69	1.64	1.59	1.54	1.49	1.44	1.39																																																																																																																																																
		> 550	1.74	1.69	1.64	1.59	1.54	1.49	1.44	1.39	1.34																																																																																																																																																

Settlement Marginal rates: EUR per settled instruction

Instrument	Tariff reference	Description																																																															
Debt instruments	01.02.FR1	<b>Internal</b> For the tariff applicable for the aggregated internal settlement volumes for debt instruments, equities and warrants across all countries, refer to the 'All countries' tariff sheet.																																																															
		<b>External</b> For the tariff applicable for the aggregated external settlement volumes for debt instruments, equities and warrants across all Euroclear group countries, refer to the 'Euroclear group countries' tariff sheet.																																																															
		<b>Bridge</b> <table><tr><th colspan="2">Aggregated Business Unit instructions</th><th>Rate</th></tr><tr><td>≤</td><td>50</td><td>3.40</td></tr><tr><td>50 -</td><td>100</td><td>2.25</td></tr><tr><td>100 -</td><td>1,000</td><td>1.25</td></tr><tr><td>&gt;</td><td>1,000</td><td>1.20</td></tr></table>	Aggregated Business Unit instructions		Rate	≤	50	3.40	50 -	100	2.25	100 -	1,000	1.25	>	1,000	1.20																																																
Aggregated Business Unit instructions		Rate																																																															
≤	50	3.40																																																															
50 -	100	2.25																																																															
100 -	1,000	1.25																																																															
>	1,000	1.20																																																															
Equities, warrants and depositary receipts		<b>Internal</b> For the tariff applicable to the internal settlement volumes, refer to the 'All countries' tariff sheet.																																																															
		<b>Bridge</b> For the tariff applicable to the Bridge settlement volumes, refer to the 'ESES group countries' tariff sheet.																																																															
		<b>External</b> For the tariff applicable to the external settlement volumes, refer to the 'Euroclear group countries' tariff sheet.																																																															
Funds	<b>Internal</b> 01.01.FR5  <b>External</b> 01.03.FR5  <b>Bridge</b> 01.02.FR5	<table><tr><th colspan="3">Internal</th><th colspan="3">External</th><th colspan="3">Bridge</th></tr><tr><th colspan="2">Aggregated business Unit instructions</th><th>Rate</th><th colspan="2">Aggregated business Unit instructions</th><th>Rate</th><th colspan="2">Aggregated business Unit instructions</th><th>Rate</th></tr><tr><td>≤</td><td>500</td><td>2.25</td><td>≤</td><td>1,000</td><td>11.15</td><td>≤</td><td>500</td><td>4.00</td></tr><tr><td>501 -</td><td>2,500</td><td>1.15</td><td>1,001 -</td><td>2,500</td><td>9.15</td><td>501 -</td><td>2,500</td><td>3.40</td></tr><tr><td>2,501 -</td><td>5,000</td><td>0.85</td><td>2,501 -</td><td>5,000</td><td>8.15</td><td>2,501 -</td><td>5,000</td><td>3.10</td></tr><tr><td>5,001 -</td><td>10,000</td><td>0.70</td><td>5,001 -</td><td>10,000</td><td>7.15</td><td>5,001 -</td><td>10,000</td><td>2.90</td></tr><tr><td>&gt;</td><td>10,000</td><td>0.55</td><td>&gt;</td><td>10,000</td><td>5.15</td><td>&gt;</td><td>10,000</td><td>2.80</td></tr></table>	Internal			External			Bridge			Aggregated business Unit instructions		Rate	Aggregated business Unit instructions		Rate	Aggregated business Unit instructions		Rate	≤	500	2.25	≤	1,000	11.15	≤	500	4.00	501 -	2,500	1.15	1,001 -	2,500	9.15	501 -	2,500	3.40	2,501 -	5,000	0.85	2,501 -	5,000	8.15	2,501 -	5,000	3.10	5,001 -	10,000	0.70	5,001 -	10,000	7.15	5,001 -	10,000	2.90	>	10,000	0.55	>	10,000	5.15	>	10,000	2.80
Internal			External			Bridge																																																											
Aggregated business Unit instructions		Rate	Aggregated business Unit instructions		Rate	Aggregated business Unit instructions		Rate																																																									
≤	500	2.25	≤	1,000	11.15	≤	500	4.00																																																									
501 -	2,500	1.15	1,001 -	2,500	9.15	501 -	2,500	3.40																																																									
2,501 -	5,000	0.85	2,501 -	5,000	8.15	2,501 -	5,000	3.10																																																									
5,001 -	10,000	0.70	5,001 -	10,000	7.15	5,001 -	10,000	2.90																																																									
>	10,000	0.55	>	10,000	5.15	>	10,000	2.80																																																									

# France *(continued)*

## Custody Marginal rates: basis points per annum

Instrument	Tariff reference	Description																																																																																																																																				
Debt instruments		For the tariff applicable for the aggregated European zone custody volumes, refer to the ‘European zone countries’ tariff sheet.																																																																																																																																				
Equities, warrants and depositary receipts		For the tariff applicable refer, to the ESES CSDs group countries’ tariff sheet.																																																																																																																																				
Funds	02.02.FR5	<table><tr><th colspan="2">Aggregated Business</th><th colspan="10">Family depot (EUR billion)</th></tr><tr><th colspan="2">Unit Depot (EUR million)</th><th>≤ 1</th><th>1-5</th><th>5-10</th><th>10-20</th><th>20-45</th><th>45-65</th><th>65-110</th><th>110-170</th><th>&gt;170</th><th></th></tr><tr><td>&lt;</td><td>110</td><td>1.90</td><td>1.70</td><td>1.60</td><td>1.50</td><td>1.40</td><td>1.35</td><td>1.25</td><td>1.10</td><td>1.10</td><td></td></tr><tr><td>110</td><td>- 275</td><td>1.40</td><td>1.30</td><td>1.25</td><td>1.20</td><td>1.15</td><td>1.10</td><td>1.05</td><td>1.00</td><td>0.95</td><td></td></tr><tr><td>275</td><td>- 550</td><td>1.30</td><td>1.25</td><td>1.20</td><td>1.15</td><td>1.10</td><td>1.05</td><td>1.00</td><td>0.95</td><td>0.90</td><td></td></tr><tr><td>550</td><td>- 1,100</td><td>1.25</td><td>1.20</td><td>1.15</td><td>1.10</td><td>1.05</td><td>1.00</td><td>0.95</td><td>0.90</td><td>0.85</td><td></td></tr><tr><td>1,100</td><td>- 5,500</td><td></td><td>1.15</td><td>1.10</td><td>1.05</td><td>1.00</td><td>0.95</td><td>0.90</td><td>0.85</td><td>0.80</td><td></td></tr><tr><td>5,500</td><td>- 11,000</td><td></td><td></td><td>1.05</td><td>1.00</td><td>0.95</td><td>0.90</td><td>0.85</td><td>0.80</td><td>0.78</td><td></td></tr><tr><td>11,000</td><td>- 22,000</td><td></td><td></td><td></td><td>0.95</td><td>0.90</td><td>0.85</td><td>0.80</td><td>0.78</td><td>0.75</td><td></td></tr><tr><td>22,000</td><td>- 45,000</td><td></td><td></td><td></td><td></td><td>0.85</td><td>0.80</td><td>0.78</td><td>0.75</td><td>0.73</td><td></td></tr><tr><td>&gt;</td><td>45,000</td><td></td><td></td><td></td><td></td><td></td><td>0.77</td><td>0.75</td><td>0.73</td><td>0.70</td><td></td></tr></table>	Aggregated Business		Family depot (EUR billion)										Unit Depot (EUR million)		≤ 1	1-5	5-10	10-20	20-45	45-65	65-110	110-170	>170		<	110	1.90	1.70	1.60	1.50	1.40	1.35	1.25	1.10	1.10		110	- 275	1.40	1.30	1.25	1.20	1.15	1.10	1.05	1.00	0.95		275	- 550	1.30	1.25	1.20	1.15	1.10	1.05	1.00	0.95	0.90		550	- 1,100	1.25	1.20	1.15	1.10	1.05	1.00	0.95	0.90	0.85		1,100	- 5,500		1.15	1.10	1.05	1.00	0.95	0.90	0.85	0.80		5,500	- 11,000			1.05	1.00	0.95	0.90	0.85	0.80	0.78		11,000	- 22,000				0.95	0.90	0.85	0.80	0.78	0.75		22,000	- 45,000					0.85	0.80	0.78	0.75	0.73		>	45,000						0.77	0.75	0.73	0.70	
Aggregated Business		Family depot (EUR billion)																																																																																																																																				
Unit Depot (EUR million)		≤ 1	1-5	5-10	10-20	20-45	45-65	65-110	110-170	>170																																																																																																																												
<	110	1.90	1.70	1.60	1.50	1.40	1.35	1.25	1.10	1.10																																																																																																																												
110	- 275	1.40	1.30	1.25	1.20	1.15	1.10	1.05	1.00	0.95																																																																																																																												
275	- 550	1.30	1.25	1.20	1.15	1.10	1.05	1.00	0.95	0.90																																																																																																																												
550	- 1,100	1.25	1.20	1.15	1.10	1.05	1.00	0.95	0.90	0.85																																																																																																																												
1,100	- 5,500		1.15	1.10	1.05	1.00	0.95	0.90	0.85	0.80																																																																																																																												
5,500	- 11,000			1.05	1.00	0.95	0.90	0.85	0.80	0.78																																																																																																																												
11,000	- 22,000				0.95	0.90	0.85	0.80	0.78	0.75																																																																																																																												
22,000	- 45,000					0.85	0.80	0.78	0.75	0.73																																																																																																																												
>	45,000						0.77	0.75	0.73	0.70																																																																																																																												
	02.02.ESES26MIN	<p>Minimum market values – ETFs</p> <p>A minimum market value of EUR 6.00 per ISIN applies. If the market value of an ISIN is less than the minimum market value, the monthly average depot value will increase. This depot value increase is charged at a fixed rate of 0.25 basis points. The initial depot value is charged as per the standard custody sliding scale given above</p>																																																																																																																																				

## Other fees

Service	Tariff reference	Description
Custody Operations		Financial transaction tax
	03.04.07	<ul style="list-style-type: none"> <li>Penalty fee for FTT Declarations input sent after the deadline, meaning after 11:00 Brussels time on the fourth calendar day of the month ..... 15.00</li> </ul>
	03.03.01	<ul style="list-style-type: none"> <li>Cancellation of your FTT Declaration ..... 500.00</li> </ul>
Out-of-pocket expenses	10.01.FR05	<ul style="list-style-type: none"> <li>Late corporate actions instruction fee charged by our asset servicing agent (per late instruction) ..... Re-charged at cost</li> </ul>
	10.01.FR06	<ul style="list-style-type: none"> <li>Penalty fee charged by Euroclear France ..... At cost</li> </ul>

Settlement Marginal rates: EUR per settled instruction

Instrument	Tariff reference	Description																								
Debt instruments		<b>Internal</b>																								
		For the tariff applicable for the aggregated internal settlement volumes for debt instruments, equities and warrants across all countries, refer to the 'All countries' tariff sheet.																								
	<b>External</b>	<b>External</b>																								
	<b>Bridge</b>	<b>Bridge</b>																								
	<b>01.03.DE1</b>																									
	<b>01.02.DE1</b>																									
		<table><tr><th colspan="2">Aggregated Business</th><th>Rate</th></tr><tr><th colspan="2">Unit instructions</th><th></th></tr><tr><td>≤</td><td>25</td><td>6.95</td></tr><tr><td>26 -</td><td>500</td><td>2.65</td></tr><tr><td>501 -</td><td>1,000</td><td>2.20</td></tr><tr><td>&gt;</td><td>1,000</td><td>1.75</td></tr></table>	Aggregated Business		Rate	Unit instructions			≤	25	6.95	26 -	500	2.65	501 -	1,000	2.20	>	1,000	1.75						
Aggregated Business		Rate																								
Unit instructions																										
≤	25	6.95																								
26 -	500	2.65																								
501 -	1,000	2.20																								
>	1,000	1.75																								
		<table><tr><th colspan="2">Aggregated Business</th><th>Rate</th></tr><tr><th colspan="2">Unit instructions</th><th></th></tr><tr><td>≤</td><td>50</td><td>2.70</td></tr><tr><td>51 -</td><td>100</td><td>1.80</td></tr><tr><td>101 -</td><td>1,000</td><td>0.96</td></tr><tr><td>&gt;</td><td>1,000</td><td>0.85</td></tr></table>	Aggregated Business		Rate	Unit instructions			≤	50	2.70	51 -	100	1.80	101 -	1,000	0.96	>	1,000	0.85						
Aggregated Business		Rate																								
Unit instructions																										
≤	50	2.70																								
51 -	100	1.80																								
101 -	1,000	0.96																								
>	1,000	0.85																								
Equities and depository receipts		<b>Internal – Equities</b>																								
		For the tariff applicable for the aggregated internal settlement volumes for debt instruments, equities and warrants across all countries, refer to the 'All countries' tariff sheet.																								
		<b>Internal – Depository receipts</b>																								
		For the tariff applicable for the aggregated internal settlement volumes for depository receipts across all countries, refer to the 'All countries' tariff sheet.																								
	<b>External</b>	<b>External</b>																								
	<b>Bridge</b>	<b>Bridge</b>																								
	<b>01.03.DE24</b>																									
	<b>01.02.DE2</b>																									
		<table><tr><th colspan="2">Aggregated Business</th><th>Rate</th></tr><tr><th colspan="2">Unit instructions</th><th></th></tr><tr><td>≤</td><td>10</td><td>9.15</td></tr><tr><td>11 -</td><td>50</td><td>6.35</td></tr><tr><td>51 -</td><td>100</td><td>5.80</td></tr><tr><td>101 -</td><td>250</td><td>5.25</td></tr><tr><td>251 -</td><td>500</td><td>4.95</td></tr><tr><td>&gt;</td><td>500</td><td>4.65</td></tr></table>	Aggregated Business		Rate	Unit instructions			≤	10	9.15	11 -	50	6.35	51 -	100	5.80	101 -	250	5.25	251 -	500	4.95	>	500	4.65
Aggregated Business		Rate																								
Unit instructions																										
≤	10	9.15																								
11 -	50	6.35																								
51 -	100	5.80																								
101 -	250	5.25																								
251 -	500	4.95																								
>	500	4.65																								
		<table><tr><th colspan="2">Aggregated Business</th><th>Rate</th></tr><tr><th colspan="2">Unit instructions</th><th></th></tr><tr><td>≤</td><td>50</td><td>2.70</td></tr><tr><td>51 -</td><td>100</td><td>1.80</td></tr><tr><td>101 -</td><td>1,000</td><td>0.96</td></tr><tr><td>&gt;</td><td>1,000</td><td>0.85</td></tr></table>	Aggregated Business		Rate	Unit instructions			≤	50	2.70	51 -	100	1.80	101 -	1,000	0.96	>	1,000	0.85						
Aggregated Business		Rate																								
Unit instructions																										
≤	50	2.70																								
51 -	100	1.80																								
101 -	1,000	0.96																								
>	1,000	0.85																								

Settlement Marginal rates: EUR per settled instruction (continued)

Instrument	Tariff reference	Description					
Funds	Internal	Internal		External		Bridge	
	01.01.DE5						
	External						
	01.03.DE5						
	Bridge						
	01.02.DE5						
		Aggregated Business Unit instructions	Rate	Aggregated Business Unit instructions	Rate	Aggregated Business Unit instructions	Rate
		≤ 100	1.80	≤ 10	9.15	≤ 50	2.70
		101 - 250	0.56	11 - 50	6.35	51 - 100	1.80
		251 - 1,000	0.51	51 - 100	5.80	101 - 1,000	0.96
	1,001 - 5,000	0.45	101 - 250	5.25	> 1,000	0.85	
	> 5,000	0.34	251 - 500	4.95			
			> 500	4.65			
Warrants		Internal					
		For the tariff applicable for the aggregated internal settlement volumes for debt instruments, equities and warrants across all countries, refer to the 'All countries' tariff sheet.					
		External		Bridge			
		Aggregated Business Unit instructions	Rate	Aggregated Business Unit instructions	Rate		
		≤ 10	9.15	≤ 10	6.80		
		11 - 50	6.35	11 - 50	5.65		
		51 - 100	5.80	51 - 100	4.50		
		101 - 250	5.25	101 - 250	3.95		
		251 - 500	4.95	> 250	3.40		
		> 500	4.65				

Custody Marginal rates: basis points per annum

Instrument	Tariff reference	Description																																																																																																																																	
Debt instruments		For the tariff applicable for the aggregated European zone custody volumes, refer to the ‘European zone countries’ tariff sheet.																																																																																																																																	
Equities and depository receipts	02.02.DE24	<table><tr><th colspan="2">Aggregated Business</th><th colspan="10">Family depot (EUR billion)</th></tr><tr><th>Unit Depot (EUR million)</th><th></th><th>≤ 1</th><th>1-5</th><th>5-10</th><th>10-20</th><th>20-45</th><th>45-65</th><th>65-110</th><th>110-170</th><th>170-250</th><th>250-350</th><th>&gt;350</th></tr><tr><td>&lt; 50</td><td></td><td>1.85</td><td>1.81</td><td>1.77</td><td>1.73</td><td>1.71</td><td>1.69</td><td>1.68</td><td>1.67</td><td>1.66</td><td>1.65</td><td>1.64</td></tr><tr><td>50 - 100</td><td></td><td>1.35</td><td>1.31</td><td>1.27</td><td>1.23</td><td>1.21</td><td>1.19</td><td>1.18</td><td>1.17</td><td>1.16</td><td>1.15</td><td>1.14</td></tr><tr><td>100 - 250</td><td></td><td>1.10</td><td>1.06</td><td>1.02</td><td>0.98</td><td>0.96</td><td>0.94</td><td>0.93</td><td>0.92</td><td>0.91</td><td>0.90</td><td>0.89</td></tr><tr><td>250 - 500</td><td></td><td>0.95</td><td>0.91</td><td>0.87</td><td>0.83</td><td>0.81</td><td>0.79</td><td>0.78</td><td>0.77</td><td>0.76</td><td>0.75</td><td>0.74</td></tr><tr><td>500 - 1,000</td><td></td><td>0.85</td><td>0.81</td><td>0.77</td><td>0.73</td><td>0.71</td><td>0.69</td><td>0.68</td><td>0.67</td><td>0.66</td><td>0.65</td><td>0.64</td></tr><tr><td>1,000 - 2,500</td><td></td><td></td><td>0.71</td><td>0.67</td><td>0.63</td><td>0.61</td><td>0.59</td><td>0.58</td><td>0.57</td><td>0.56</td><td>0.55</td><td>0.54</td></tr><tr><td>2,500 - 5,000</td><td></td><td></td><td>0.66</td><td>0.62</td><td>0.58</td><td>0.56</td><td>0.54</td><td>0.53</td><td>0.52</td><td>0.51</td><td>0.50</td><td>0.49</td></tr><tr><td>&gt; 5,000</td><td></td><td></td><td></td><td>0.57</td><td>0.53</td><td>0.51</td><td>0.49</td><td>0.48</td><td>0.47</td><td>0.46</td><td>0.45</td><td>0.44</td></tr></table>	Aggregated Business		Family depot (EUR billion)										Unit Depot (EUR million)		≤ 1	1-5	5-10	10-20	20-45	45-65	65-110	110-170	170-250	250-350	>350	< 50		1.85	1.81	1.77	1.73	1.71	1.69	1.68	1.67	1.66	1.65	1.64	50 - 100		1.35	1.31	1.27	1.23	1.21	1.19	1.18	1.17	1.16	1.15	1.14	100 - 250		1.10	1.06	1.02	0.98	0.96	0.94	0.93	0.92	0.91	0.90	0.89	250 - 500		0.95	0.91	0.87	0.83	0.81	0.79	0.78	0.77	0.76	0.75	0.74	500 - 1,000		0.85	0.81	0.77	0.73	0.71	0.69	0.68	0.67	0.66	0.65	0.64	1,000 - 2,500			0.71	0.67	0.63	0.61	0.59	0.58	0.57	0.56	0.55	0.54	2,500 - 5,000			0.66	0.62	0.58	0.56	0.54	0.53	0.52	0.51	0.50	0.49	> 5,000				0.57	0.53	0.51	0.49	0.48	0.47	0.46	0.45	0.44
Aggregated Business		Family depot (EUR billion)																																																																																																																																	
Unit Depot (EUR million)		≤ 1	1-5	5-10	10-20	20-45	45-65	65-110	110-170	170-250	250-350	>350																																																																																																																							
< 50		1.85	1.81	1.77	1.73	1.71	1.69	1.68	1.67	1.66	1.65	1.64																																																																																																																							
50 - 100		1.35	1.31	1.27	1.23	1.21	1.19	1.18	1.17	1.16	1.15	1.14																																																																																																																							
100 - 250		1.10	1.06	1.02	0.98	0.96	0.94	0.93	0.92	0.91	0.90	0.89																																																																																																																							
250 - 500		0.95	0.91	0.87	0.83	0.81	0.79	0.78	0.77	0.76	0.75	0.74																																																																																																																							
500 - 1,000		0.85	0.81	0.77	0.73	0.71	0.69	0.68	0.67	0.66	0.65	0.64																																																																																																																							
1,000 - 2,500			0.71	0.67	0.63	0.61	0.59	0.58	0.57	0.56	0.55	0.54																																																																																																																							
2,500 - 5,000			0.66	0.62	0.58	0.56	0.54	0.53	0.52	0.51	0.50	0.49																																																																																																																							
> 5,000				0.57	0.53	0.51	0.49	0.48	0.47	0.46	0.45	0.44																																																																																																																							
Funds	02.02.DE5	<table><tr><th colspan="2">Aggregated Business</th><th colspan="9">Family depot (EUR billion)</th></tr><tr><th>Unit instructions (EUR million)</th><th></th><th>≤ 1</th><th>1-5</th><th>5-10</th><th>10-20</th><th>20-45</th><th>45-65</th><th>65-110</th><th>110-170</th><th>&gt;170</th></tr><tr><td>&lt; 25</td><td></td><td>2.20</td><td>2.10</td><td>2.00</td><td>1.90</td><td>1.80</td><td>1.70</td><td>1.60</td><td>1.50</td><td>1.40</td></tr><tr><td>25 - 55</td><td></td><td>1.90</td><td>1.80</td><td>1.70</td><td>1.60</td><td>1.50</td><td>1.40</td><td>1.30</td><td>1.20</td><td>1.10</td></tr><tr><td>55 - 110</td><td></td><td>1.60</td><td>1.50</td><td>1.40</td><td>1.30</td><td>1.25</td><td>1.20</td><td>1.10</td><td>1.05</td><td>1.00</td></tr><tr><td>110 - 275</td><td></td><td>1.40</td><td>1.30</td><td>1.25</td><td>1.20</td><td>1.15</td><td>1.10</td><td>1.05</td><td>1.00</td><td>0.95</td></tr><tr><td>275 - 550</td><td></td><td>1.30</td><td>1.25</td><td>1.20</td><td>1.15</td><td>1.10</td><td>1.05</td><td>1.00</td><td>0.95</td><td>0.90</td></tr><tr><td>550 - 1,100</td><td></td><td>1.25</td><td>1.20</td><td>1.15</td><td>1.10</td><td>1.05</td><td>1.00</td><td>0.95</td><td>0.90</td><td>0.85</td></tr><tr><td>&gt; 1,100</td><td></td><td></td><td>1.15</td><td>1.10</td><td>1.05</td><td>1.00</td><td>0.95</td><td>0.90</td><td>0.85</td><td>0.80</td></tr></table>	Aggregated Business		Family depot (EUR billion)									Unit instructions (EUR million)		≤ 1	1-5	5-10	10-20	20-45	45-65	65-110	110-170	>170	< 25		2.20	2.10	2.00	1.90	1.80	1.70	1.60	1.50	1.40	25 - 55		1.90	1.80	1.70	1.60	1.50	1.40	1.30	1.20	1.10	55 - 110		1.60	1.50	1.40	1.30	1.25	1.20	1.10	1.05	1.00	110 - 275		1.40	1.30	1.25	1.20	1.15	1.10	1.05	1.00	0.95	275 - 550		1.30	1.25	1.20	1.15	1.10	1.05	1.00	0.95	0.90	550 - 1,100		1.25	1.20	1.15	1.10	1.05	1.00	0.95	0.90	0.85	> 1,100			1.15	1.10	1.05	1.00	0.95	0.90	0.85	0.80																														
Aggregated Business		Family depot (EUR billion)																																																																																																																																	
Unit instructions (EUR million)		≤ 1	1-5	5-10	10-20	20-45	45-65	65-110	110-170	>170																																																																																																																									
< 25		2.20	2.10	2.00	1.90	1.80	1.70	1.60	1.50	1.40																																																																																																																									
25 - 55		1.90	1.80	1.70	1.60	1.50	1.40	1.30	1.20	1.10																																																																																																																									
55 - 110		1.60	1.50	1.40	1.30	1.25	1.20	1.10	1.05	1.00																																																																																																																									
110 - 275		1.40	1.30	1.25	1.20	1.15	1.10	1.05	1.00	0.95																																																																																																																									
275 - 550		1.30	1.25	1.20	1.15	1.10	1.05	1.00	0.95	0.90																																																																																																																									
550 - 1,100		1.25	1.20	1.15	1.10	1.05	1.00	0.95	0.90	0.85																																																																																																																									
> 1,100			1.15	1.10	1.05	1.00	0.95	0.90	0.85	0.80																																																																																																																									
Warrants	02.02.DE3	<table><tr><th colspan="2">Aggregated Business</th><th colspan="9">Family depot (EUR billion)</th></tr><tr><th>Unit Depot (EUR million)</th><th></th><th>≤ 1</th><th>1-5</th><th>5-10</th><th>10-20</th><th>20-45</th><th>45-65</th><th>65-110</th><th>110-170</th><th>&gt;170</th></tr><tr><td>&lt; 110</td><td></td><td>1.30</td><td>1.25</td><td>1.20</td><td>1.17</td><td>1.15</td><td>1.12</td><td>1.10</td><td>1.07</td><td>1.05</td></tr><tr><td>110 - 275</td><td></td><td>1.10</td><td>1.05</td><td>1.00</td><td>0.97</td><td>0.95</td><td>0.92</td><td>0.90</td><td>0.87</td><td>0.85</td></tr><tr><td>275 - 1,100</td><td></td><td>1.05</td><td>0.95</td><td>0.90</td><td>0.87</td><td>0.85</td><td>0.82</td><td>0.80</td><td>0.77</td><td>0.75</td></tr><tr><td>&gt; 1,100</td><td></td><td></td><td>0.50</td><td>0.50</td><td>0.50</td><td>0.50</td><td>0.50</td><td>0.50</td><td>0.50</td><td>0.50</td></tr></table>	Aggregated Business		Family depot (EUR billion)									Unit Depot (EUR million)		≤ 1	1-5	5-10	10-20	20-45	45-65	65-110	110-170	>170	< 110		1.30	1.25	1.20	1.17	1.15	1.12	1.10	1.07	1.05	110 - 275		1.10	1.05	1.00	0.97	0.95	0.92	0.90	0.87	0.85	275 - 1,100		1.05	0.95	0.90	0.87	0.85	0.82	0.80	0.77	0.75	> 1,100			0.50	0.50	0.50	0.50	0.50	0.50	0.50	0.50																																																															
Aggregated Business		Family depot (EUR billion)																																																																																																																																	
Unit Depot (EUR million)		≤ 1	1-5	5-10	10-20	20-45	45-65	65-110	110-170	>170																																																																																																																									
< 110		1.30	1.25	1.20	1.17	1.15	1.12	1.10	1.07	1.05																																																																																																																									
110 - 275		1.10	1.05	1.00	0.97	0.95	0.92	0.90	0.87	0.85																																																																																																																									
275 - 1,100		1.05	0.95	0.90	0.87	0.85	0.82	0.80	0.77	0.75																																																																																																																									
> 1,100			0.50	0.50	0.50	0.50	0.50	0.50	0.50	0.50																																																																																																																									
	02.02.DE3XETRA	For the custody of Securitised Commodities Bearer bond Xetra-Gold <sup>®</sup> , the applicable tariff is 35.00 basis points per annum.																																																																																																																																	

Other fees

Service	Tariff reference	Description
Custody Operations		Withholding tax
	03.02.08	Voucher requests..... 75.00

Settlement Marginal rates: EUR per settled instruction

Instrument	Tariff reference	Description																								
Debt instruments		<div>Internal</div> <div>For the tariff applicable for the aggregated internal settlement volumes for debt instruments, equities and warrants across all countries, refer to the 'All countries' tariff sheet.</div> <div><div>External</div><div>01.03.GR1</div><div>Bridge</div><div>01.02.GR1</div></div> <div><div>External</div><table><tr><th colspan="2">Aggregated Business Unit instructions</th><th>Rate</th></tr><tr><td>≤</td><td>25</td><td>56.15</td></tr><tr><td>25 -</td><td>100</td><td>51.15</td></tr><tr><td>&gt;</td><td>100</td><td>45.15</td></tr></table><div>Bridge</div><table><tr><th colspan="2">Aggregated Business Unit instructions</th><th>Rate</th></tr><tr><td>≤</td><td>10</td><td>6.80</td></tr><tr><td>11 -</td><td>25</td><td>3.95</td></tr><tr><td>&gt;</td><td>25</td><td>2.80</td></tr></table></div>	Aggregated Business Unit instructions		Rate	≤	25	56.15	25 -	100	51.15	>	100	45.15	Aggregated Business Unit instructions		Rate	≤	10	6.80	11 -	25	3.95	>	25	2.80
Aggregated Business Unit instructions		Rate																								
≤	25	56.15																								
25 -	100	51.15																								
>	100	45.15																								
Aggregated Business Unit instructions		Rate																								
≤	10	6.80																								
11 -	25	3.95																								
>	25	2.80																								
Equities	01.03.GR2	<div>Internal</div> <div>For the tariff applicable for the aggregated internal settlement volumes for debt instruments, equities and warrants across all countries, refer to the 'All countries' tariff sheet.</div> <div>External</div> <table><tr><th colspan="2">Aggregated Business Unit instructions</th><th>Rate</th></tr><tr><td>≤</td><td>10</td><td>96.15</td></tr><tr><td>11 -</td><td>50</td><td>85.15</td></tr><tr><td>51 -</td><td>100</td><td>79.15</td></tr><tr><td>101 -</td><td>250</td><td>73.15</td></tr><tr><td>251 -</td><td>500</td><td>70.15</td></tr><tr><td>&gt;</td><td>500</td><td>68.15</td></tr></table>	Aggregated Business Unit instructions		Rate	≤	10	96.15	11 -	50	85.15	51 -	100	79.15	101 -	250	73.15	251 -	500	70.15	>	500	68.15			
Aggregated Business Unit instructions		Rate																								
≤	10	96.15																								
11 -	50	85.15																								
51 -	100	79.15																								
101 -	250	73.15																								
251 -	500	70.15																								
>	500	68.15																								

Custody Marginal rates: basis points per annum

Instrument	Tariff reference	Description																																																																																								
Debt instruments		For the tariff applicable for the aggregated European zone custody volumes, refer to the 'European zone countries' tariff sheet.																																																																																								
Equities	02.02.GR2	<table><tr><th colspan="2">Aggregated Business</th><th colspan="9">Family depot (EUR billion)</th></tr><tr><th colspan="2">Unit Depot (EUR million)</th><th>≤ 1</th><th>1-5</th><th>5-10</th><th>10-20</th><th>20-45</th><th>45-65</th><th>65-110</th><th>110-170</th><th>&gt;170</th></tr><tr><td>&lt;</td><td>25</td><td>36.00</td><td>35.00</td><td>34.00</td><td>33.00</td><td>32.00</td><td>31.00</td><td>30.00</td><td>29.00</td><td>28.00</td></tr><tr><td>25 -</td><td>55</td><td>32.00</td><td>31.00</td><td>30.00</td><td>29.00</td><td>28.00</td><td>27.00</td><td>26.00</td><td>25.00</td><td>24.00</td></tr><tr><td>55 -</td><td>110</td><td>31.00</td><td>30.00</td><td>29.00</td><td>28.00</td><td>27.00</td><td>26.00</td><td>25.00</td><td>24.00</td><td>23.00</td></tr><tr><td>110 -</td><td>275</td><td>30.00</td><td>29.00</td><td>28.00</td><td>27.00</td><td>26.00</td><td>25.00</td><td>24.00</td><td>23.00</td><td>22.00</td></tr><tr><td>275 -</td><td>550</td><td>29.00</td><td>28.00</td><td>27.00</td><td>26.00</td><td>25.00</td><td>24.00</td><td>23.00</td><td>22.00</td><td>21.00</td></tr><tr><td>&gt;</td><td>550</td><td>28.00</td><td>27.00</td><td>26.00</td><td>25.00</td><td>24.00</td><td>23.00</td><td>22.00</td><td>21.00</td><td>20.00</td></tr></table>	Aggregated Business		Family depot (EUR billion)									Unit Depot (EUR million)		≤ 1	1-5	5-10	10-20	20-45	45-65	65-110	110-170	>170	<	25	36.00	35.00	34.00	33.00	32.00	31.00	30.00	29.00	28.00	25 -	55	32.00	31.00	30.00	29.00	28.00	27.00	26.00	25.00	24.00	55 -	110	31.00	30.00	29.00	28.00	27.00	26.00	25.00	24.00	23.00	110 -	275	30.00	29.00	28.00	27.00	26.00	25.00	24.00	23.00	22.00	275 -	550	29.00	28.00	27.00	26.00	25.00	24.00	23.00	22.00	21.00	>	550	28.00	27.00	26.00	25.00	24.00	23.00	22.00	21.00	20.00
Aggregated Business		Family depot (EUR billion)																																																																																								
Unit Depot (EUR million)		≤ 1	1-5	5-10	10-20	20-45	45-65	65-110	110-170	>170																																																																																
<	25	36.00	35.00	34.00	33.00	32.00	31.00	30.00	29.00	28.00																																																																																
25 -	55	32.00	31.00	30.00	29.00	28.00	27.00	26.00	25.00	24.00																																																																																
55 -	110	31.00	30.00	29.00	28.00	27.00	26.00	25.00	24.00	23.00																																																																																
110 -	275	30.00	29.00	28.00	27.00	26.00	25.00	24.00	23.00	22.00																																																																																
275 -	550	29.00	28.00	27.00	26.00	25.00	24.00	23.00	22.00	21.00																																																																																
>	550	28.00	27.00	26.00	25.00	24.00	23.00	22.00	21.00	20.00																																																																																

Other fees

Service	Tariff reference	Description
Custody operations	03.01.03	<ul style="list-style-type: none"><li>Meeting / Consent – voting ..... 85.00</li></ul>
Financial transaction tax	03.02.21	<ul style="list-style-type: none"><li>FTT Declaration input..... 30.00</li></ul>
Out-of-pocket expenses	10.01.GR01	<ul style="list-style-type: none"><li>Equities sales tax ..... Recharged at cost</li></ul>
	10.02.GR02	<ul style="list-style-type: none"><li>Depository fees for OTC transactions ..... Recharged at cost</li></ul>
	10.01.GR03	<ul style="list-style-type: none"><li>Late FTT Penalty ..... 124.00</li></ul>
Communication	08.01.07	<ul style="list-style-type: none"><li>Greek Sale Tax - Transaction report Per report retrieved..... 25.00</li></ul>

# Hong Kong

## Settlement Marginal rates: EUR per settled instruction

Instrument	Tariff reference	Description																																										
Debt instruments (CMU)		Internal																																										
		For the tariff applicable for the aggregated internal settlement volumes for debt instruments, equities and warrants across all countries, refer to the 'All countries' tariff sheet.																																										
	External	External		Bridge																																								
	01.03.HK1CMU																																											
	Bridge																																											
	01.02.HK1CMU																																											
		<table><tr><th colspan="2">Aggregated Business Unit instructions</th><th>Rate</th></tr><tr><td>≤</td><td>10</td><td>40.00</td></tr><tr><td>11 -</td><td>50</td><td>34.00</td></tr><tr><td>51 -</td><td>100</td><td>31.00</td></tr><tr><td>&gt;</td><td>100</td><td>28.00</td></tr></table>	Aggregated Business Unit instructions			Rate	≤	10	40.00	11 -	50	34.00	51 -	100	31.00	>	100	28.00	<table><tr><th colspan="2">Aggregated Business Unit instructions</th><th>Rate</th></tr><tr><td>≤</td><td>10</td><td>6.80</td></tr><tr><td>11 -</td><td>25</td><td>3.95</td></tr><tr><td>&gt;</td><td>25</td><td>2.80</td></tr></table>			Aggregated Business Unit instructions		Rate	≤	10	6.80	11 -	25	3.95	>	25	2.80											
Aggregated Business Unit instructions		Rate																																										
≤	10	40.00																																										
11 -	50	34.00																																										
51 -	100	31.00																																										
>	100	28.00																																										
Aggregated Business Unit instructions		Rate																																										
≤	10	6.80																																										
11 -	25	3.95																																										
>	25	2.80																																										
Debt instruments (non-CMU)		Internal																																										
		For the tariff applicable for the aggregated internal settlement volumes for debt instruments, equities and warrants across all countries, refer to the 'All countries' tariff sheet.																																										
	External	External		Bridge																																								
	01.03.HK1NCMU																																											
	Bridge																																											
	01.02.HK1NCMU																																											
		<table><tr><th colspan="2">Aggregated Business Unit instructions</th><th>Rate</th></tr><tr><td>≤</td><td>10</td><td>90.00</td></tr><tr><td>11 -</td><td>50</td><td>85.00</td></tr><tr><td>&gt;</td><td>50</td><td>79.00</td></tr></table>	Aggregated Business Unit instructions			Rate	≤	10	90.00	11 -	50	85.00	>	50	79.00	<table><tr><th colspan="2">Aggregated Business Unit instructions</th><th>Rate</th></tr><tr><td>≤</td><td>10</td><td>6.80</td></tr><tr><td>11 -</td><td>25</td><td>3.95</td></tr><tr><td>&gt;</td><td>25</td><td>2.80</td></tr></table>			Aggregated Business Unit instructions		Rate	≤	10	6.80	11 -	25	3.95	>	25	2.80														
Aggregated Business Unit instructions		Rate																																										
≤	10	90.00																																										
11 -	50	85.00																																										
>	50	79.00																																										
Aggregated Business Unit instructions		Rate																																										
≤	10	6.80																																										
11 -	25	3.95																																										
>	25	2.80																																										
Equities, funds and warrants		Internal																																										
		For the tariff applicable for the aggregated internal settlement volumes for debt instruments, equities and warrants across all countries, refer to the 'All countries' tariff sheet.																																										
	Internal - Funds	Internal - Funds		External		Bridge																																						
	01.01.HK5																																											
	External																																											
	01.03.HK235																																											
	Bridge																																											
	01.02.HK235																																											
		<table><tr><th colspan="2">Aggregated Business Unit instructions</th><th>Rate</th></tr><tr><td>≤</td><td>10</td><td>5.65</td></tr><tr><td>11 -</td><td>50</td><td>2.80</td></tr><tr><td>51 -</td><td>100</td><td>1.70</td></tr><tr><td>101 -</td><td>250</td><td>1.15</td></tr><tr><td>&gt;</td><td>250</td><td>0.85</td></tr></table>	Aggregated Business Unit instructions		Rate			≤	10	5.65	11 -	50	2.80	51 -	100	1.70	101 -	250	1.15	>	250	0.85	<table><tr><th colspan="2">Aggregated Business Unit instructions</th><th>Rate</th></tr><tr><td>≤</td><td>10</td><td>96.00</td></tr><tr><td>11 -</td><td>50</td><td>85.00</td></tr><tr><td>51 -</td><td>100</td><td>79.00</td></tr><tr><td>101 -</td><td>250</td><td>73.00</td></tr><tr><td>251 -</td><td>500</td><td>70.00</td></tr><tr><td>&gt;</td><td>500</td><td>68.00</td></tr></table>			Aggregated Business Unit instructions		Rate	≤	10	96.00	11 -	50	85.00	51 -	100	79.00	101 -	250	73.00	251 -	500	70.00	>
Aggregated Business Unit instructions		Rate																																										
≤	10	5.65																																										
11 -	50	2.80																																										
51 -	100	1.70																																										
101 -	250	1.15																																										
>	250	0.85																																										
Aggregated Business Unit instructions		Rate																																										
≤	10	96.00																																										
11 -	50	85.00																																										
51 -	100	79.00																																										
101 -	250	73.00																																										
251 -	500	70.00																																										
>	500	68.00																																										

# Hong Kong *(continued)*

## Custody Marginal rates: basis points per annum

Instrument	Tariff reference	Description																																																																																								
Debt instruments (CMU)		For the tariff applicable, refer to the ‘Asia-Pacific countries’ tariff sheet.																																																																																								
Debt instruments (non-CMU)		For the tariff applicable, refer to the ‘Asia-Pacific countries’ tariff sheet.																																																																																								
Equities, funds and warrants	02.06.HK235	<table><tr><th colspan="2">Aggregated Business</th><th colspan="9">Family depot (EUR billion)</th></tr><tr><th colspan="2">Unit Depot (EUR million)</th><th>≤ 1</th><th>1-5</th><th>5-10</th><th>10-20</th><th>20-45</th><th>45-65</th><th>65-110</th><th>110-170</th><th>&gt;170</th></tr><tr><td>&lt;</td><td>25</td><td>8.00</td><td>7.75</td><td>7.50</td><td>7.25</td><td>7.00</td><td>6.75</td><td>6.50</td><td>6.25</td><td>6.00</td></tr><tr><td>25 -</td><td>55</td><td>7.25</td><td>7.00</td><td>6.75</td><td>6.50</td><td>6.25</td><td>6.00</td><td>5.75</td><td>5.50</td><td>5.25</td></tr><tr><td>55 -</td><td>110</td><td>6.75</td><td>6.50</td><td>6.25</td><td>6.00</td><td>5.75</td><td>5.50</td><td>5.25</td><td>5.00</td><td>4.75</td></tr><tr><td>110 -</td><td>275</td><td>6.50</td><td>6.25</td><td>6.00</td><td>5.75</td><td>5.50</td><td>5.25</td><td>5.00</td><td>4.75</td><td>4.50</td></tr><tr><td>275 -</td><td>550</td><td>6.25</td><td>6.00</td><td>5.75</td><td>5.50</td><td>5.25</td><td>5.00</td><td>4.75</td><td>4.50</td><td>4.25</td></tr><tr><td>&gt;</td><td>550</td><td>6.00</td><td>5.75</td><td>5.50</td><td>5.25</td><td>5.00</td><td>4.75</td><td>4.50</td><td>4.25</td><td>4.00</td></tr></table>	Aggregated Business		Family depot (EUR billion)									Unit Depot (EUR million)		≤ 1	1-5	5-10	10-20	20-45	45-65	65-110	110-170	>170	<	25	8.00	7.75	7.50	7.25	7.00	6.75	6.50	6.25	6.00	25 -	55	7.25	7.00	6.75	6.50	6.25	6.00	5.75	5.50	5.25	55 -	110	6.75	6.50	6.25	6.00	5.75	5.50	5.25	5.00	4.75	110 -	275	6.50	6.25	6.00	5.75	5.50	5.25	5.00	4.75	4.50	275 -	550	6.25	6.00	5.75	5.50	5.25	5.00	4.75	4.50	4.25	>	550	6.00	5.75	5.50	5.25	5.00	4.75	4.50	4.25	4.00
Aggregated Business		Family depot (EUR billion)																																																																																								
Unit Depot (EUR million)		≤ 1	1-5	5-10	10-20	20-45	45-65	65-110	110-170	>170																																																																																
<	25	8.00	7.75	7.50	7.25	7.00	6.75	6.50	6.25	6.00																																																																																
25 -	55	7.25	7.00	6.75	6.50	6.25	6.00	5.75	5.50	5.25																																																																																
55 -	110	6.75	6.50	6.25	6.00	5.75	5.50	5.25	5.00	4.75																																																																																
110 -	275	6.50	6.25	6.00	5.75	5.50	5.25	5.00	4.75	4.50																																																																																
275 -	550	6.25	6.00	5.75	5.50	5.25	5.00	4.75	4.50	4.25																																																																																
>	550	6.00	5.75	5.50	5.25	5.00	4.75	4.50	4.25	4.00																																																																																

## Other fees

Service	Tariff reference	Description
Custody operations	03.01.06	Exchange of registered securities ..... 110.00
Out-of-pocket expenses	10.02.CCASS	CCASS withdrawal fees ..... Re-charged at cost

# Hungary

## Settlement Marginal rates: EUR per settled instruction

Instrument	Tariff reference	Description															
Debt instruments		<b>Internal</b>															
		For the tariff applicable for the aggregated internal settlement volumes for debt instruments, equities and warrants across all countries, refer to the 'All countries' tariff sheet.															
	<b>External</b>	<b>External</b>															
	<b>01.03.HU1</b>																
	<b>Bridge</b>	<b>Bridge</b>															
	<b>01.02.HU1</b>																
		<table><tr><th colspan="2">Aggregated Business Unit instructions</th><th>Rate</th></tr><tr><td>≤</td><td>25</td><td>30.00</td></tr><tr><td>26 -</td><td>50</td><td>28.00</td></tr><tr><td>51 -</td><td>100</td><td>26.00</td></tr><tr><td>&gt;</td><td>100</td><td>25.00</td></tr></table>	Aggregated Business Unit instructions		Rate	≤	25	30.00	26 -	50	28.00	51 -	100	26.00	>	100	25.00
Aggregated Business Unit instructions		Rate															
≤	25	30.00															
26 -	50	28.00															
51 -	100	26.00															
>	100	25.00															
		<table><tr><th colspan="2">Aggregated Business Unit instructions</th><th>Rate</th></tr><tr><td>≤</td><td>10</td><td>6.80</td></tr><tr><td>11 -</td><td>25</td><td>3.95</td></tr><tr><td>&gt;</td><td>25</td><td>2.80</td></tr></table>	Aggregated Business Unit instructions		Rate	≤	10	6.80	11 -	25	3.95	>	25	2.80			
Aggregated Business Unit instructions		Rate															
≤	10	6.80															
11 -	25	3.95															
>	25	2.80															

## Custody Marginal rates: basis points per annum

Instrument	Tariff reference	Description
Debt instruments		For the tariff applicable for the aggregated Central and Eastern European custody volumes, refer to the 'Central and Eastern European countries' tariff sheet.

Settlement Marginal rates: EUR per settled instruction

Instrument	Tariff reference	Description												
Debt instruments	01.03.ID1	<b>Internal</b>  For the tariff applicable for the aggregated internal settlement volumes for debt instruments, equities and warrants across all countries, refer to the 'All countries' tariff sheet.												
		<b>External</b>  <table><tr><th colspan="2">Aggregated Business Unit instructions</th><th>Rate</th></tr><tr><td>≤</td><td>10</td><td>68.00</td></tr><tr><td>11 -</td><td>25</td><td>56.00</td></tr><tr><td>&gt;</td><td>25</td><td>45.00</td></tr></table>	Aggregated Business Unit instructions		Rate	≤	10	68.00	11 -	25	56.00	>	25	45.00
		Aggregated Business Unit instructions		Rate										
≤	10	68.00												
11 -	25	56.00												
>	25	45.00												

Custody Marginal rates: basis points per annum

Instrument	Tariff reference	Description
Debt instruments		For the tariff applicable for the aggregated custody volumes across all Asia-Pacific countries, refer to the 'Asia-Pacific countries' tariff sheet.

Settlement Marginal rates: EUR per settled instruction

Instrument	Tariff reference	Description																																																					
Debt instruments		<b>Internal</b>																																																					
		For the tariff applicable for the aggregated internal settlement volumes for debt instruments, equities and warrants across all countries, including stock exchange and OTC activity, refer to the ‘All countries’ tariff sheet.																																																					
		<b>External</b>																																																					
		For the tariff applicable for the aggregated external settlement volumes for debt instruments, equities and warrants across all Euroclear group countries, refer to the ‘Euroclear group countries’ tariff sheet.																																																					
	01.02.IE1	<b>Bridge</b>																																																					
		<table><tr><th colspan="2">Aggregated Business Unit instructions</th><th>Rate</th></tr><tr><td>≤</td><td>10</td><td>6.80</td></tr><tr><td>11 -</td><td>25</td><td>3.95</td></tr><tr><td>&gt;</td><td>25</td><td>2.80</td></tr></table>				Aggregated Business Unit instructions		Rate	≤	10	6.80	11 -	25	3.95	>	25	2.80																																						
Aggregated Business Unit instructions		Rate																																																					
≤	10	6.80																																																					
11 -	25	3.95																																																					
>	25	2.80																																																					
Equities		<b>Internal</b>		<b>External</b>																																																			
		For the base tariff applicable for the aggregated internal settlement volumes for debt instruments, equities and warrants across all countries, refer to the ‘All countries’ tariff sheet.		Settlement with a counterparty																																																			
		Supplemental settlement fees charged to both Parties of internal settlement..... EUR 0.35		in Euroclear UK & International ..... charged as internal settlement																																																			
	01.06.IE	Mark-down and mark-up settlement: Per Business Unit, the volume of mark-down and mark-up instructions for Irish equities will be aggregated with the external settlement volumes for debt instruments, equities and warrants across the Euroclear group countries (Belgium, France, Ireland, The Netherlands and the United Kingdom). The sliding scale for external settlement instructions in Ireland and the United Kingdom indicated in the Euroclear group countries section will apply.																																																					
Funds	<b>Internal</b>	<b>Internal</b>		<b>External</b>		<b>Bridge</b>																																																	
	01.01.IE5	<table><tr><th colspan="2">Aggregated Business Unit instructions</th><th>Rate</th></tr><tr><td>≤</td><td>10</td><td>5.65</td></tr><tr><td>11 -</td><td>25</td><td>2.80</td></tr><tr><td>26 -</td><td>100</td><td>1.70</td></tr><tr><td>101 -</td><td>250</td><td>1.15</td></tr><tr><td>&gt;</td><td>250</td><td>0.85</td></tr></table>		Aggregated Business Unit instructions		Rate	≤	10	5.65	11 -	25	2.80	26 -	100	1.70	101 -	250	1.15	>	250	0.85	<table><tr><th colspan="2">Aggregated Business Unit instructions</th><th>Rate</th></tr><tr><td>≤</td><td>10</td><td>11.5</td></tr><tr><td>11 -</td><td>100</td><td>9.00</td></tr><tr><td>&gt;</td><td>100</td><td>6.80</td></tr></table>		Aggregated Business Unit instructions		Rate	≤	10	11.5	11 -	100	9.00	>	100	6.80	<table><tr><th colspan="2">Aggregated Business Unit instructions</th><th>Rate</th></tr><tr><td>≤</td><td>10</td><td>6.80</td></tr><tr><td>11 -</td><td>50</td><td>5.65</td></tr><tr><td>51 -</td><td>100</td><td>5.10</td></tr><tr><td>101 -</td><td>500</td><td>4.50</td></tr><tr><td>&gt;</td><td>500</td><td>3.95</td></tr></table>		Aggregated Business Unit instructions		Rate	≤	10	6.80	11 -	50	5.65	51 -	100	5.10	101 -	500	4.50	>	500	3.95
	Aggregated Business Unit instructions		Rate																																																				
≤	10	5.65																																																					
11 -	25	2.80																																																					
26 -	100	1.70																																																					
101 -	250	1.15																																																					
>	250	0.85																																																					
Aggregated Business Unit instructions		Rate																																																					
≤	10	11.5																																																					
11 -	100	9.00																																																					
>	100	6.80																																																					
Aggregated Business Unit instructions		Rate																																																					
≤	10	6.80																																																					
11 -	50	5.65																																																					
51 -	100	5.10																																																					
101 -	500	4.50																																																					
>	500	3.95																																																					
	<b>External</b>																																																						
	01.03.IE5																																																						
	<b>Bridge</b>																																																						
	01.02.IE5																																																						

Custody Marginal rates: basis points per annum

Instrument	Tariff reference	Description
------------	------------------	-------------

Debt instruments For the tariff applicable for the aggregated European zone custody volumes, refer to the ‘European zone countries’ tariff sheet.

Equities 02.02.IE23 The total custody fees are charged according to the following scale that applies to the aggregated depot value for all Irish equities.

Aggregated Business		Family depot (EUR billion)											
Unit Depot		≤ 1	1-5	5-10	10-20	20-45	45-65	65-110	110-170	170-250	250-350	350-450	>450
(EUR million)													
<	500	0.60	0.58	0.56	0.54	0.52	0.50	0.48	0.46	0.44	0.39	0.35	0.30
500 -	1,000	0.59	0.57	0.55	0.53	0.51	0.49	0.47	0.44	0.42	0.37	0.32	0.27
1,000 -	2,500		0.56	0.54	0.52	0.50	0.48	0.46	0.42	0.40	0.34	0.29	0.23
2,500 -	5,000		0.55	0.53	0.51	0.49	0.47	0.45	0.40	0.38	0.32	0.26	0.20
5,000 -	15,000			0.52	0.50	0.48	0.46	0.44	0.38	0.36	0.30	0.23	0.17
15,000 -	25,000				0.49	0.47	0.45	0.43	0.36	0.34	0.27	0.20	0.13
>	25,000					0.46	0.44	0.42	0.34	0.32	0.25	0.17	0.10

This includes the following fees:

- A central maintenance service fee, which is charged according to the following scale:

Aggregated Business	Rate
Unit Depot	
(EUR million)	
< 500	0.15
500 - 1,000	0.15
1,000 - 2,500	0.15
2,500 - 5,000	0.13
5,000 - 15,000	0.11
15,000 - 25,000	0.09
> 25,000	0.07

- An asset servicing fee, which is charged according to the following scale:

Aggregated Business		Family depot (EUR billion)											
Unit Depot		≤ 1	1-5	5-10	10-20	20-45	45-65	65-110	110-170	170-250	250-350	350-450	>450
(EUR million)													
<	500	0.45	0.43	0.41	0.39	0.37	0.35	0.33	0.31	0.29	0.24	0.20	0.15
500 -	1,000	0.44	0.42	0.40	0.38	0.36	0.34	0.32	0.29	0.27	0.22	0.17	0.12
1,000 -	2,500		0.41	0.39	0.37	0.35	0.33	0.31	0.27	0.25	0.19	0.14	0.08
2,500 -	5,000		0.42	0.40	0.38	0.36	0.34	0.32	0.27	0.25	0.19	0.13	0.07
5,000 -	15,000			0.41	0.39	0.37	0.35	0.33	0.27	0.25	0.19	0.12	0.06
15,000 -	25,000				0.40	0.38	0.36	0.34	0.27	0.25	0.18	0.11	0.04
>	25,000					0.39	0.37	0.35	0.27	0.25	0.18	0.10	0.03

Custody Marginal rates: basis points per annum (continued)

Instrument	Tariff reference	Description																																																																																																			
Funds	02.02.IE5	<table><tr><th colspan="2">Aggregated Business</th><th colspan="9">Family depot (EUR billion)</th></tr><tr><th colspan="2">Unit instructions</th><th colspan="9"></th></tr><tr><th colspan="2">(EUR million)</th><th>≤ 1</th><th>1-5</th><th>5-10</th><th>10-20</th><th>20-45</th><th>45-65</th><th>65-110</th><th>110-170</th><th>&gt;170</th></tr><tr><td>&lt;</td><td>25</td><td>2.70</td><td>2.60</td><td>2.60</td><td>2.55</td><td>2.50</td><td>2.45</td><td>2.40</td><td>2.35</td><td>2.30</td></tr><tr><td>25 -</td><td>55</td><td>2.45</td><td>2.15</td><td>2.15</td><td>2.10</td><td>2.05</td><td>2.00</td><td>1.95</td><td>1.90</td><td>1.85</td></tr><tr><td>55 -</td><td>110</td><td>2.20</td><td>2.05</td><td>2.05</td><td>2.00</td><td>1.95</td><td>1.90</td><td>1.85</td><td>1.80</td><td>1.75</td></tr><tr><td>110 -</td><td>275</td><td>2.05</td><td>2.00</td><td>1.95</td><td>1.90</td><td>1.85</td><td>1.80</td><td>1.75</td><td>1.70</td><td>1.65</td></tr><tr><td>275 -</td><td>550</td><td>2.00</td><td>1.95</td><td>1.90</td><td>1.85</td><td>1.80</td><td>1.75</td><td>1.70</td><td>1.65</td><td>1.60</td></tr><tr><td>&gt;</td><td>550</td><td>1.95</td><td>1.90</td><td>1.85</td><td>1.80</td><td>1.75</td><td>1.70</td><td>1.65</td><td>1.60</td><td>1.55</td></tr></table>	Aggregated Business		Family depot (EUR billion)									Unit instructions											(EUR million)		≤ 1	1-5	5-10	10-20	20-45	45-65	65-110	110-170	>170	<	25	2.70	2.60	2.60	2.55	2.50	2.45	2.40	2.35	2.30	25 -	55	2.45	2.15	2.15	2.10	2.05	2.00	1.95	1.90	1.85	55 -	110	2.20	2.05	2.05	2.00	1.95	1.90	1.85	1.80	1.75	110 -	275	2.05	2.00	1.95	1.90	1.85	1.80	1.75	1.70	1.65	275 -	550	2.00	1.95	1.90	1.85	1.80	1.75	1.70	1.65	1.60	>	550	1.95	1.90	1.85	1.80	1.75	1.70	1.65	1.60	1.55
Aggregated Business		Family depot (EUR billion)																																																																																																			
Unit instructions																																																																																																					
(EUR million)		≤ 1	1-5	5-10	10-20	20-45	45-65	65-110	110-170	>170																																																																																											
<	25	2.70	2.60	2.60	2.55	2.50	2.45	2.40	2.35	2.30																																																																																											
25 -	55	2.45	2.15	2.15	2.10	2.05	2.00	1.95	1.90	1.85																																																																																											
55 -	110	2.20	2.05	2.05	2.00	1.95	1.90	1.85	1.80	1.75																																																																																											
110 -	275	2.05	2.00	1.95	1.90	1.85	1.80	1.75	1.70	1.65																																																																																											
275 -	550	2.00	1.95	1.90	1.85	1.80	1.75	1.70	1.65	1.60																																																																																											
>	550	1.95	1.90	1.85	1.80	1.75	1.70	1.65	1.60	1.55																																																																																											

Settlement Marginal rates: EUR per settled instruction

Instrument	Tariff reference	Description
Debt instruments		<b>Internal</b>  For the tariff applicable for the aggregated internal settlement volumes for debt instruments, equities and warrants across all countries, refer to the 'All countries' tariff sheet.
	<b>External</b> <b>01.03.IL1</b>	<b>External</b>  The tariff for settlement is EUR 30 per transaction.
Equities and warrants		<b>Internal</b>  For the tariff applicable for the aggregated internal settlement volumes for debt instruments, equities and warrants across all countries, refer to the 'All countries' tariff sheet.
	<b>External</b> <b>01.03.IL23</b>	<b>External</b>  The tariff for external settlement is EUR 30 per transaction.

Custody Marginal rates: basis points per annum

Instrument	Tariff reference	Description																																																																																										
Debt instruments	02.07.IL1	<table><tr><th colspan="2">Aggregated Business</th><th colspan="9">Family depot (EUR billion)</th></tr><tr><th colspan="2">Unit Depot</th><th rowspan="2">≤ 1</th><th rowspan="2">1-5</th><th rowspan="2">5-10</th><th rowspan="2">10-20</th><th rowspan="2">20-45</th><th rowspan="2">45-65</th><th rowspan="2">65-110</th><th rowspan="2">110-170</th><th rowspan="2">&gt;170</th></tr><tr><th colspan="2">(EUR million)</th></tr><tr><td>&lt;</td><td>50</td><td>18.00</td><td>17.25</td><td>16.50</td><td>15.75</td><td>15.00</td><td>14.25</td><td>13.50</td><td>12.75</td><td>12.00</td></tr><tr><td>50</td><td>- 100</td><td>17.60</td><td>16.85</td><td>16.10</td><td>15.35</td><td>14.60</td><td>13.85</td><td>13.10</td><td>12.35</td><td>11.60</td></tr><tr><td>100</td><td>- 250</td><td>17.20</td><td>16.45</td><td>15.70</td><td>14.95</td><td>14.20</td><td>13.45</td><td>12.70</td><td>11.95</td><td>11.20</td></tr><tr><td>250</td><td>- 500</td><td>16.80</td><td>16.05</td><td>15.30</td><td>14.55</td><td>13.80</td><td>13.05</td><td>12.30</td><td>11.55</td><td>10.80</td></tr><tr><td>500</td><td>- 1,000</td><td>16.40</td><td>15.65</td><td>14.90</td><td>14.15</td><td>13.40</td><td>12.65</td><td>11.90</td><td>11.15</td><td>10.40</td></tr><tr><td>&gt;</td><td>1,000</td><td></td><td>15.25</td><td>14.50</td><td>13.75</td><td>13.00</td><td>12.25</td><td>11.50</td><td>10.75</td><td>10.00</td></tr></table>	Aggregated Business		Family depot (EUR billion)									Unit Depot		≤ 1	1-5	5-10	10-20	20-45	45-65	65-110	110-170	>170	(EUR million)		<	50	18.00	17.25	16.50	15.75	15.00	14.25	13.50	12.75	12.00	50	- 100	17.60	16.85	16.10	15.35	14.60	13.85	13.10	12.35	11.60	100	- 250	17.20	16.45	15.70	14.95	14.20	13.45	12.70	11.95	11.20	250	- 500	16.80	16.05	15.30	14.55	13.80	13.05	12.30	11.55	10.80	500	- 1,000	16.40	15.65	14.90	14.15	13.40	12.65	11.90	11.15	10.40	>	1,000		15.25	14.50	13.75	13.00	12.25	11.50	10.75	10.00
		Aggregated Business		Family depot (EUR billion)																																																																																								
		Unit Depot		≤ 1	1-5	5-10	10-20	20-45	45-65	65-110	110-170	>170																																																																																
		(EUR million)																																																																																										
		<	50	18.00	17.25	16.50	15.75	15.00	14.25	13.50	12.75	12.00																																																																																
		50	- 100	17.60	16.85	16.10	15.35	14.60	13.85	13.10	12.35	11.60																																																																																
		100	- 250	17.20	16.45	15.70	14.95	14.20	13.45	12.70	11.95	11.20																																																																																
		250	- 500	16.80	16.05	15.30	14.55	13.80	13.05	12.30	11.55	10.80																																																																																
		500	- 1,000	16.40	15.65	14.90	14.15	13.40	12.65	11.90	11.15	10.40																																																																																
		>	1,000		15.25	14.50	13.75	13.00	12.25	11.50	10.75	10.00																																																																																
		Equities and warrants	02.07.IL23	<table><tr><th colspan="2">Aggregated Business</th><th colspan="9">Family depot (EUR billion)</th></tr><tr><th colspan="2">Unit Depot</th><th rowspan="2">≤ 1</th><th rowspan="2">1-5</th><th rowspan="2">5-10</th><th rowspan="2">10-20</th><th rowspan="2">20-45</th><th rowspan="2">45-65</th><th rowspan="2">65-110</th><th rowspan="2">110-170</th><th rowspan="2">&gt;170</th></tr><tr><th colspan="2">(EUR million)</th></tr><tr><td>&lt;</td><td>50</td><td>18.00</td><td>17.25</td><td>16.50</td><td>15.75</td><td>15.00</td><td>14.25</td><td>13.50</td><td>12.75</td><td>12.00</td></tr><tr><td>50</td><td>- 100</td><td>17.60</td><td>16.85</td><td>16.10</td><td>15.35</td><td>14.60</td><td>13.85</td><td>13.10</td><td>12.35</td><td>11.60</td></tr><tr><td>100</td><td>- 250</td><td>17.20</td><td>16.45</td><td>15.70</td><td>14.95</td><td>14.20</td><td>13.45</td><td>12.70</td><td>11.95</td><td>11.20</td></tr><tr><td>250</td><td>- 500</td><td>16.80</td><td>16.05</td><td>15.30</td><td>14.55</td><td>13.80</td><td>13.05</td><td>12.30</td><td>11.55</td><td>10.80</td></tr><tr><td>500</td><td>- 1,000</td><td>16.40</td><td>15.65</td><td>14.90</td><td>14.15</td><td>13.40</td><td>12.65</td><td>11.90</td><td>11.15</td><td>10.40</td></tr><tr><td>&gt;</td><td>1,000</td><td></td><td>15.25</td><td>14.50</td><td>13.75</td><td>13.00</td><td>12.25</td><td>11.50</td><td>10.75</td><td>10.00</td></tr></table>	Aggregated Business		Family depot (EUR billion)									Unit Depot		≤ 1	1-5	5-10	10-20	20-45	45-65	65-110	110-170	>170	(EUR million)		<	50	18.00	17.25	16.50	15.75	15.00	14.25	13.50	12.75	12.00	50	- 100	17.60	16.85	16.10	15.35	14.60	13.85	13.10	12.35	11.60	100	- 250	17.20	16.45	15.70	14.95	14.20	13.45	12.70	11.95	11.20	250	- 500	16.80	16.05	15.30	14.55	13.80	13.05	12.30	11.55	10.80	500	- 1,000	16.40	15.65	14.90	14.15	13.40	12.65	11.90	11.15	10.40	>	1,000		15.25	14.50	13.75	13.00	12.25	11.50
Aggregated Business				Family depot (EUR billion)																																																																																								
Unit Depot				≤ 1	1-5	5-10	10-20	20-45	45-65	65-110	110-170	>170																																																																																
(EUR million)																																																																																												
<	50			18.00	17.25	16.50	15.75	15.00	14.25	13.50	12.75	12.00																																																																																
50	- 100			17.60	16.85	16.10	15.35	14.60	13.85	13.10	12.35	11.60																																																																																
100	- 250			17.20	16.45	15.70	14.95	14.20	13.45	12.70	11.95	11.20																																																																																
250	- 500			16.80	16.05	15.30	14.55	13.80	13.05	12.30	11.55	10.80																																																																																
500	- 1,000			16.40	15.65	14.90	14.15	13.40	12.65	11.90	11.15	10.40																																																																																
>	1,000				15.25	14.50	13.75	13.00	12.25	11.50	10.75	10.00																																																																																

Settlement Marginal rates: EUR per settled instruction

Instrument	Tariff reference	Description																																										
Debt instruments		<div>Internal</div> <div>For the tariff applicable for the aggregated internal settlement volumes for debt instruments, equities and warrants across all countries, refer to the 'All countries' tariff sheet.</div> <div><div>External</div><div>01.03.IT1</div><div>Bridge</div><div>01.02.IT1</div></div> <div><table><tr><th colspan="2">Aggregated Business</th><th>Rate</th></tr><tr><th colspan="2">Unit instructions</th><th></th></tr><tr><td>≤</td><td>10</td><td>17.15</td></tr><tr><td>11 -</td><td>50</td><td>14.15</td></tr><tr><td>51 -</td><td>100</td><td>12.15</td></tr><tr><td>101 -</td><td>250</td><td>11.65</td></tr><tr><td>&gt;</td><td>250</td><td>10.15</td></tr></table><table><tr><th colspan="2">Aggregated Business</th><th>Rate</th></tr><tr><th colspan="2">Unit instructions</th><th></th></tr><tr><td>≤</td><td>50</td><td>3.40</td></tr><tr><td>51 -</td><td>100</td><td>2.25</td></tr><tr><td>101 -</td><td>1,000</td><td>1.25</td></tr><tr><td>&gt;</td><td>1,000</td><td>1.20</td></tr></table></div>	Aggregated Business		Rate	Unit instructions			≤	10	17.15	11 -	50	14.15	51 -	100	12.15	101 -	250	11.65	>	250	10.15	Aggregated Business		Rate	Unit instructions			≤	50	3.40	51 -	100	2.25	101 -	1,000	1.25	>	1,000	1.20			
Aggregated Business		Rate																																										
Unit instructions																																												
≤	10	17.15																																										
11 -	50	14.15																																										
51 -	100	12.15																																										
101 -	250	11.65																																										
>	250	10.15																																										
Aggregated Business		Rate																																										
Unit instructions																																												
≤	50	3.40																																										
51 -	100	2.25																																										
101 -	1,000	1.25																																										
>	1,000	1.20																																										
Equities and warrants		<div>Internal</div> <div>For the tariff applicable for the aggregated internal settlement volumes for debt instruments, equities and warrants across all countries, refer to the 'All countries' tariff sheet.</div> <div><div>External</div><div>01.03.IT23</div><div>Bridge</div><div>01.02.IT23</div></div> <div><table><tr><th colspan="2">Aggregated Business</th><th>Rate</th></tr><tr><th colspan="2">Unit instructions</th><th></th></tr><tr><td>≤</td><td>10</td><td>34.15</td></tr><tr><td>11 -</td><td>50</td><td>29.15</td></tr><tr><td>51 -</td><td>100</td><td>25.15</td></tr><tr><td>101 -</td><td>250</td><td>20.15</td></tr><tr><td>251 -</td><td>500</td><td>18.15</td></tr><tr><td>&gt;</td><td>500</td><td>15.15</td></tr></table><table><tr><th colspan="2">Aggregated Business</th><th>Rate</th></tr><tr><th colspan="2">Unit instructions</th><th></th></tr><tr><td>≤</td><td>50</td><td>3.40</td></tr><tr><td>51 -</td><td>100</td><td>2.25</td></tr><tr><td>101 -</td><td>1,000</td><td>1.25</td></tr><tr><td>&gt;</td><td>1,000</td><td>1.20</td></tr></table></div>	Aggregated Business		Rate	Unit instructions			≤	10	34.15	11 -	50	29.15	51 -	100	25.15	101 -	250	20.15	251 -	500	18.15	>	500	15.15	Aggregated Business		Rate	Unit instructions			≤	50	3.40	51 -	100	2.25	101 -	1,000	1.25	>	1,000	1.20
Aggregated Business		Rate																																										
Unit instructions																																												
≤	10	34.15																																										
11 -	50	29.15																																										
51 -	100	25.15																																										
101 -	250	20.15																																										
251 -	500	18.15																																										
>	500	15.15																																										
Aggregated Business		Rate																																										
Unit instructions																																												
≤	50	3.40																																										
51 -	100	2.25																																										
101 -	1,000	1.25																																										
>	1,000	1.20																																										

## Custody Marginal rates: basis points per annum

Instrument	Tariff reference	Description																																																																																																			
Debt instruments		For the tariff applicable for the aggregated European zone custody volumes, refer to the ‘European zone countries’ tariff sheet.																																																																																																			
Equities and warrants	02.02.IT23	<table><tr><th colspan="2">Aggregated Business</th><th colspan="9">Family depot (EUR billion)</th></tr><tr><th colspan="2">Unit Depot (EUR million)</th><th>≤ 1</th><th>1-5</th><th>5-10</th><th>10-20</th><th>20-45</th><th>45-65</th><th>65-110</th><th>110-170</th><th>&gt;170</th></tr><tr><td>&lt;</td><td>25</td><td>2.80</td><td>2.70</td><td>2.60</td><td>2.50</td><td>2.40</td><td>2.30</td><td>2.20</td><td>2.10</td><td>2.00</td></tr><tr><td>25 -</td><td>55</td><td>2.50</td><td>2.40</td><td>2.30</td><td>2.20</td><td>2.10</td><td>2.00</td><td>1.90</td><td>1.80</td><td>1.70</td></tr><tr><td>55 -</td><td>110</td><td>2.20</td><td>2.10</td><td>2.00</td><td>1.90</td><td>1.80</td><td>1.70</td><td>1.60</td><td>1.55</td><td>1.50</td></tr><tr><td>110 -</td><td>275</td><td>1.90</td><td>1.80</td><td>1.75</td><td>1.70</td><td>1.65</td><td>1.60</td><td>1.55</td><td>1.50</td><td>1.45</td></tr><tr><td>275 -</td><td>550</td><td>1.80</td><td>1.75</td><td>1.70</td><td>1.65</td><td>1.60</td><td>1.55</td><td>1.50</td><td>1.45</td><td>1.40</td></tr><tr><td>550 -</td><td>1,100</td><td>1.75</td><td>1.70</td><td>1.65</td><td>1.60</td><td>1.55</td><td>1.50</td><td>1.45</td><td>1.40</td><td>1.35</td></tr><tr><td>&gt;</td><td>1,100</td><td></td><td>1.65</td><td>1.60</td><td>1.55</td><td>1.50</td><td>1.45</td><td>1.40</td><td>1.35</td><td>1.30</td></tr></table>	Aggregated Business		Family depot (EUR billion)									Unit Depot (EUR million)		≤ 1	1-5	5-10	10-20	20-45	45-65	65-110	110-170	>170	<	25	2.80	2.70	2.60	2.50	2.40	2.30	2.20	2.10	2.00	25 -	55	2.50	2.40	2.30	2.20	2.10	2.00	1.90	1.80	1.70	55 -	110	2.20	2.10	2.00	1.90	1.80	1.70	1.60	1.55	1.50	110 -	275	1.90	1.80	1.75	1.70	1.65	1.60	1.55	1.50	1.45	275 -	550	1.80	1.75	1.70	1.65	1.60	1.55	1.50	1.45	1.40	550 -	1,100	1.75	1.70	1.65	1.60	1.55	1.50	1.45	1.40	1.35	>	1,100		1.65	1.60	1.55	1.50	1.45	1.40	1.35	1.30
Aggregated Business		Family depot (EUR billion)																																																																																																			
Unit Depot (EUR million)		≤ 1	1-5	5-10	10-20	20-45	45-65	65-110	110-170	>170																																																																																											
<	25	2.80	2.70	2.60	2.50	2.40	2.30	2.20	2.10	2.00																																																																																											
25 -	55	2.50	2.40	2.30	2.20	2.10	2.00	1.90	1.80	1.70																																																																																											
55 -	110	2.20	2.10	2.00	1.90	1.80	1.70	1.60	1.55	1.50																																																																																											
110 -	275	1.90	1.80	1.75	1.70	1.65	1.60	1.55	1.50	1.45																																																																																											
275 -	550	1.80	1.75	1.70	1.65	1.60	1.55	1.50	1.45	1.40																																																																																											
550 -	1,100	1.75	1.70	1.65	1.60	1.55	1.50	1.45	1.40	1.35																																																																																											
>	1,100		1.65	1.60	1.55	1.50	1.45	1.40	1.35	1.30																																																																																											

## Other fees

Service	Tariff reference	Description
Custody Operations		<p>Withholding tax</p> <p>Refund</p> <p>Requests for adjustment</p> <p><i>Per request</i> ..... 125.00</p> <p>Letters for Correction</p> <p><i>Per letter</i> ..... 500.00</p> <p>Relief at Source (for Italian domestic debt securities)</p> <p>Monthly reporting of exempt instructions/balances to Italian tax authorities</p> <p><i>Per item</i> ..... 2.30</p> <p>Temporary tax exemption service on Italian debts subject to pro-rata temporis</p> <ul style="list-style-type: none"> <li>Original documentation required per missed deadline, an administrative and processing fee is charged</li> <li><i>For each cancelled temporary certificate</i> ..... 500.00</li> <li>Storage of Italian debt certificates on Italian soil</li> <li><i>Only applicable for the first instruction</i> ..... 100.00</li> </ul>
	03.02.09	
	03.02.10	
	03.02.11	
	03.03.02	
	03.02.12	

Settlement Marginal rates: EUR per settled instruction

Instrument	Tariff reference	Description																																																
Debt instruments		<b>Internal</b>  For the tariff applicable for the aggregated internal settlement volumes for debt instruments, equities and warrants across all countries, refer to the 'All countries' tariff sheet.																																																
	01.03.JP1	<b>External</b> <table><tr><th>Aggregated Business Unit instructions</th><th>Rate</th></tr><tr><td>≤ 100</td><td>7.00</td></tr><tr><td>101 - 500</td><td>5.00</td></tr><tr><td>501 - 1000</td><td>4.50</td></tr><tr><td>&gt; 1000</td><td>4.00</td></tr></table>	Aggregated Business Unit instructions	Rate	≤ 100	7.00	101 - 500	5.00	501 - 1000	4.50	> 1000	4.00																																						
Aggregated Business Unit instructions	Rate																																																	
≤ 100	7.00																																																	
101 - 500	5.00																																																	
501 - 1000	4.50																																																	
> 1000	4.00																																																	
Equities and ETFs		<b>Internal – Equities</b>  For the tariff applicable for the aggregated internal settlement volumes for debt instruments, equities and warrants across all countries, refer to the 'All countries' tariff sheet.																																																
	<b>Internal</b> 01.01.JP6  <b>External</b> 01.03.JP26  <b>Bridge</b> 01.02.JP26	<table><tr><td colspan="2"><b>Internal – ETFs</b></td><td colspan="2"><b>External</b></td><td colspan="2"><b>Bridge</b></td></tr><tr><td>Aggregated Business Unit instructions</td><td>Rate</td><td>Aggregated Business Unit instructions</td><td>Rate</td><td>Aggregated Business Unit instructions</td><td>Rate</td></tr><tr><td>≤ 10</td><td>5.65</td><td>≤ 10</td><td>23.00</td><td>≤ 10</td><td>6.80</td></tr><tr><td>11 - 25</td><td>2.80</td><td>11 - 50</td><td>18.00</td><td>11 - 25</td><td>3.95</td></tr><tr><td>26 - 100</td><td>1.70</td><td>51 - 100</td><td>17.00</td><td>&gt; 25</td><td>2.80</td></tr><tr><td>101 - 250</td><td>1.15</td><td>101 - 250</td><td>16.00</td><td></td><td></td></tr><tr><td>&gt; 250</td><td>0.85</td><td>251 - 500</td><td>15.00</td><td></td><td></td></tr><tr><td></td><td></td><td>&gt; 500</td><td>14.00</td><td></td><td></td></tr></table>	<b>Internal – ETFs</b>		<b>External</b>		<b>Bridge</b>		Aggregated Business Unit instructions	Rate	Aggregated Business Unit instructions	Rate	Aggregated Business Unit instructions	Rate	≤ 10	5.65	≤ 10	23.00	≤ 10	6.80	11 - 25	2.80	11 - 50	18.00	11 - 25	3.95	26 - 100	1.70	51 - 100	17.00	> 25	2.80	101 - 250	1.15	101 - 250	16.00			> 250	0.85	251 - 500	15.00					> 500	14.00		
<b>Internal – ETFs</b>		<b>External</b>		<b>Bridge</b>																																														
Aggregated Business Unit instructions	Rate	Aggregated Business Unit instructions	Rate	Aggregated Business Unit instructions	Rate																																													
≤ 10	5.65	≤ 10	23.00	≤ 10	6.80																																													
11 - 25	2.80	11 - 50	18.00	11 - 25	3.95																																													
26 - 100	1.70	51 - 100	17.00	> 25	2.80																																													
101 - 250	1.15	101 - 250	16.00																																															
> 250	0.85	251 - 500	15.00																																															
		> 500	14.00																																															

Custody Marginal rates: basis points per annum

Instrument	Tariff reference	Description																																																																																										
Debt instruments		For the tariff applicable, refer to the ‘Asia-Pacific countries’ tariff sheet.																																																																																										
Equities, warrants and depository receipts	02.06.JP26	<table><tr><th rowspan="2">Aggregated Business Unit Depot (EUR million)</th><th colspan="10">Family depot (EUR billion)</th></tr><tr><th>≤ 1</th><th>1-5</th><th>5-10</th><th>10-20</th><th>20-45</th><th>45-65</th><th>65-110</th><th>110-170</th><th>&gt;170</th></tr><tr><td>&lt; 25</td><td>2.80</td><td>2.70</td><td>2.60</td><td>2.50</td><td>2.40</td><td>2.30</td><td>2.20</td><td>2.10</td><td>2.00</td></tr><tr><td>25 - 55</td><td>2.50</td><td>2.40</td><td>2.30</td><td>2.20</td><td>2.10</td><td>2.00</td><td>1.90</td><td>1.80</td><td>1.70</td></tr><tr><td>55 - 110</td><td>2.20</td><td>2.10</td><td>2.00</td><td>1.90</td><td>1.80</td><td>1.70</td><td>1.60</td><td>1.55</td><td>1.50</td></tr><tr><td>110 - 275</td><td>1.90</td><td>1.80</td><td>1.75</td><td>1.70</td><td>1.65</td><td>1.60</td><td>1.55</td><td>1.50</td><td>1.45</td></tr><tr><td>275 - 550</td><td>1.80</td><td>1.75</td><td>1.70</td><td>1.65</td><td>1.60</td><td>1.55</td><td>1.50</td><td>1.45</td><td>1.40</td></tr><tr><td>550 - 1,100</td><td>1.75</td><td>1.70</td><td>1.65</td><td>1.60</td><td>1.55</td><td>1.50</td><td>1.45</td><td>1.40</td><td>1.35</td></tr><tr><td>&gt; 1,100</td><td></td><td>1.65</td><td>1.60</td><td>1.55</td><td>1.50</td><td>1.45</td><td>1.40</td><td>1.35</td><td>1.30</td></tr></table>	Aggregated Business Unit Depot (EUR million)	Family depot (EUR billion)										≤ 1	1-5	5-10	10-20	20-45	45-65	65-110	110-170	>170	< 25	2.80	2.70	2.60	2.50	2.40	2.30	2.20	2.10	2.00	25 - 55	2.50	2.40	2.30	2.20	2.10	2.00	1.90	1.80	1.70	55 - 110	2.20	2.10	2.00	1.90	1.80	1.70	1.60	1.55	1.50	110 - 275	1.90	1.80	1.75	1.70	1.65	1.60	1.55	1.50	1.45	275 - 550	1.80	1.75	1.70	1.65	1.60	1.55	1.50	1.45	1.40	550 - 1,100	1.75	1.70	1.65	1.60	1.55	1.50	1.45	1.40	1.35	> 1,100		1.65	1.60	1.55	1.50	1.45	1.40	1.35	1.30
Aggregated Business Unit Depot (EUR million)	Family depot (EUR billion)																																																																																											
	≤ 1	1-5	5-10	10-20	20-45	45-65	65-110	110-170	>170																																																																																			
< 25	2.80	2.70	2.60	2.50	2.40	2.30	2.20	2.10	2.00																																																																																			
25 - 55	2.50	2.40	2.30	2.20	2.10	2.00	1.90	1.80	1.70																																																																																			
55 - 110	2.20	2.10	2.00	1.90	1.80	1.70	1.60	1.55	1.50																																																																																			
110 - 275	1.90	1.80	1.75	1.70	1.65	1.60	1.55	1.50	1.45																																																																																			
275 - 550	1.80	1.75	1.70	1.65	1.60	1.55	1.50	1.45	1.40																																																																																			
550 - 1,100	1.75	1.70	1.65	1.60	1.55	1.50	1.45	1.40	1.35																																																																																			
> 1,100		1.65	1.60	1.55	1.50	1.45	1.40	1.35	1.30																																																																																			

Other fees

Service	Tariff reference	Description
Custody operations		Debt instruments
	03.01.06	Exchange of registered securities ..... 110.00
Out-of-pocket expenses	10.01.JP01	MT 103 used with value OUR in :71A: <sup>(1)</sup> ..... 0.05%  of the total amount of the money transfer instruction
<p><sup>(1)</sup> In line with normal practice, the final beneficiary's financial institution may charge fees amounting to 0.05 percent of the total amount of the money transfer instruction if MT 103 is used with value OUR in :71A:. Euroclear Bank will in turn charge the same amounts to Participants.</p> <p>To avoid being liable for these fees, Participants are advised to use:</p> <ul style="list-style-type: none"><li>• MT 202, when possible, or alternatively</li><li>• MT 103 with value SHA in :71A: for the fees to be shared by the ordering customer and the final beneficiary.</li></ul>		

Settlement Marginal rates: EUR per settled instruction

Instrument	Tariff reference	Description
Debt instruments		<b>Internal</b> For the tariff applicable for the aggregated internal settlement volumes for debt instruments, equities and warrants across all countries, refer to the 'All countries' tariff sheet.
	01.03.BAL1	<b>External</b> EUR 15.15 per instruction.

Custody Marginal rates: basis points per annum

Instrument	Tariff reference	Description
Debt instruments	02.07.LV1	22 basis points per annum.

# Lithuania

## Settlement Marginal rates: EUR per settled instruction

Instrument	Tariff reference	Description
Debt instruments		<b>Internal</b> For the tariff applicable for the aggregated internal settlement volumes for debt instruments, equities and warrants across all countries, refer to the 'All countries' tariff sheet.
	01.03.BAL1	<b>External</b> EUR 15.15 per instruction.

## Custody Marginal rates: basis points per annum

Instrument	Tariff reference	Description
Debt instruments	02.07.LT1	19 basis points per annum.

Settlement Marginal rates: EUR per settled instruction

Instrument	Tariff reference	Description																																		
Debt instruments		<b>Internal</b>  For the tariff applicable for the aggregated internal settlement volumes for debt instruments, equities and warrants across all countries, refer to the 'All countries' tariff sheet.																																		
	<b>External</b> <b>01.03.LU1</b>  <b>Bridge</b> <b>01.02.LU1</b>	<div><b>External</b><table><tr><th>Aggregated Business Unit instructions</th><th>Rate</th></tr><tr><td>≤ 250</td><td>7.15</td></tr><tr><td>251 - 500</td><td>6.65</td></tr><tr><td>501 - 1000</td><td>6.15</td></tr><tr><td>1001 - 2500</td><td>5.65</td></tr><tr><td>2501 - 5000</td><td>4.15</td></tr><tr><td>5001 - 10000</td><td>3.15</td></tr><tr><td>10001 - 15000</td><td>2.15</td></tr><tr><td>15001 - 20000</td><td>1.65</td></tr><tr><td>&gt; 20000</td><td>1.15</td></tr></table></div> <div><b>Bridge</b><table><tr><th>Aggregated Business Unit instructions</th><th>Rate</th></tr><tr><td>≤ 50</td><td>3.40</td></tr><tr><td>51 - 100</td><td>2.25</td></tr><tr><td>101 - 1000</td><td>1.25</td></tr><tr><td>&gt; 1000</td><td>1.20</td></tr></table></div>	Aggregated Business Unit instructions	Rate	≤ 250	7.15	251 - 500	6.65	501 - 1000	6.15	1001 - 2500	5.65	2501 - 5000	4.15	5001 - 10000	3.15	10001 - 15000	2.15	15001 - 20000	1.65	> 20000	1.15	Aggregated Business Unit instructions	Rate	≤ 50	3.40	51 - 100	2.25	101 - 1000	1.25	> 1000	1.20				
Aggregated Business Unit instructions	Rate																																			
≤ 250	7.15																																			
251 - 500	6.65																																			
501 - 1000	6.15																																			
1001 - 2500	5.65																																			
2501 - 5000	4.15																																			
5001 - 10000	3.15																																			
10001 - 15000	2.15																																			
15001 - 20000	1.65																																			
> 20000	1.15																																			
Aggregated Business Unit instructions	Rate																																			
≤ 50	3.40																																			
51 - 100	2.25																																			
101 - 1000	1.25																																			
> 1000	1.20																																			
Equities, warrants and depository receipts		<b>Internal – Equities and warrants</b>  For the tariff applicable for the aggregated internal settlement volumes for debt instruments, equities and warrants across all countries, refer to the 'All countries' tariff sheet.																																		
		<b>Internal – Depository receipts</b>  For the tariff applicable for the aggregated internal settlement volumes for depository receipts across all countries, refer to the 'All countries' tariff sheet.																																		
		<div><b>External</b><table><tr><th>Aggregated Business Unit instructions</th><th>Rate</th></tr><tr><td>≤ 250</td><td>7.15</td></tr><tr><td>251 - 500</td><td>6.65</td></tr><tr><td>501 - 1000</td><td>6.15</td></tr><tr><td>1001 - 2500</td><td>5.65</td></tr><tr><td>2501 - 5000</td><td>4.15</td></tr><tr><td>5001 - 10000</td><td>3.15</td></tr><tr><td>10001 - 15000</td><td>2.15</td></tr><tr><td>15001 - 20000</td><td>1.65</td></tr><tr><td>&gt; 20000</td><td>1.15</td></tr></table></div> <div><b>Bridge</b><table><tr><th>Aggregated Business Unit instructions</th><th>Rate</th></tr><tr><td>≤ 500</td><td>4.00</td></tr><tr><td>501 - 1000</td><td>3.80</td></tr><tr><td>1001 - 2500</td><td>3.50</td></tr><tr><td>2501 - 5000</td><td>3.10</td></tr><tr><td>5001 - 10000</td><td>2.90</td></tr><tr><td>&gt; 10000</td><td>2.80</td></tr></table></div>	Aggregated Business Unit instructions	Rate	≤ 250	7.15	251 - 500	6.65	501 - 1000	6.15	1001 - 2500	5.65	2501 - 5000	4.15	5001 - 10000	3.15	10001 - 15000	2.15	15001 - 20000	1.65	> 20000	1.15	Aggregated Business Unit instructions	Rate	≤ 500	4.00	501 - 1000	3.80	1001 - 2500	3.50	2501 - 5000	3.10	5001 - 10000	2.90	> 10000	2.80
Aggregated Business Unit instructions	Rate																																			
≤ 250	7.15																																			
251 - 500	6.65																																			
501 - 1000	6.15																																			
1001 - 2500	5.65																																			
2501 - 5000	4.15																																			
5001 - 10000	3.15																																			
10001 - 15000	2.15																																			
15001 - 20000	1.65																																			
> 20000	1.15																																			
Aggregated Business Unit instructions	Rate																																			
≤ 500	4.00																																			
501 - 1000	3.80																																			
1001 - 2500	3.50																																			
2501 - 5000	3.10																																			
5001 - 10000	2.90																																			
> 10000	2.80																																			
Funds		Apply the same tariff for custody and settlement as for the 'International instruments' Funds.																																		

Custody Marginal rates: basis points per annum

Instrument	Tariff reference	Description																																																																																																												
Debt instruments		For the tariff applicable for the aggregated European zone custody volumes, refer to the 'European zone countries' tariff sheet.																																																																																																												
Equities, warrants and depository receipts	02.02.LU2	<table><tr><th rowspan="2">Aggregated Business Unit Depot (EUR million)</th><th colspan="12">Family depot (EUR billion)</th></tr><tr><th>≤ 1</th><th>1-5</th><th>5-10</th><th>10-20</th><th>20-45</th><th>45-65</th><th>65-110</th><th>110-170</th><th>170-250</th><th>250-350</th><th>&gt;350</th></tr><tr><td>&lt; 100</td><td>1,43</td><td>1,42</td><td>1,41</td><td>1,40</td><td>1,30</td><td>1,20</td><td>1,15</td><td>1,10</td><td>1,05</td><td>1,03</td><td>1,03</td></tr><tr><td>100 - 250</td><td>1,13</td><td>1,12</td><td>1,11</td><td>1,10</td><td>1,05</td><td>1,00</td><td>0,95</td><td>0,90</td><td>0,85</td><td>0,82</td><td>0,80</td></tr><tr><td>250 - 500</td><td>0,95</td><td>0,93</td><td>0,91</td><td>0,89</td><td>0,87</td><td>0,85</td><td>0,83</td><td>0,81</td><td>0,79</td><td>0,77</td><td>0,75</td></tr><tr><td>500 - 1,000</td><td>0,90</td><td>0,88</td><td>0,86</td><td>0,84</td><td>0,82</td><td>0,78</td><td>0,78</td><td>0,76</td><td>0,74</td><td>0,72</td><td>0,70</td></tr><tr><td>1,000 - 5,000</td><td></td><td>0,83</td><td>0,81</td><td>0,79</td><td>0,77</td><td>0,73</td><td>0,73</td><td>0,71</td><td>0,69</td><td>0,67</td><td>0,65</td></tr><tr><td>5,000 - 10,000</td><td></td><td></td><td>0,78</td><td>0,76</td><td>0,74</td><td>0,70</td><td>0,70</td><td>0,68</td><td>0,66</td><td>0,64</td><td>0,62</td></tr><tr><td>&gt; 10,000</td><td></td><td></td><td></td><td>0,74</td><td>0,72</td><td>0,68</td><td>0,68</td><td>0,66</td><td>0,64</td><td>0,62</td><td>0,60</td></tr></table>	Aggregated Business Unit Depot (EUR million)	Family depot (EUR billion)												≤ 1	1-5	5-10	10-20	20-45	45-65	65-110	110-170	170-250	250-350	>350	< 100	1,43	1,42	1,41	1,40	1,30	1,20	1,15	1,10	1,05	1,03	1,03	100 - 250	1,13	1,12	1,11	1,10	1,05	1,00	0,95	0,90	0,85	0,82	0,80	250 - 500	0,95	0,93	0,91	0,89	0,87	0,85	0,83	0,81	0,79	0,77	0,75	500 - 1,000	0,90	0,88	0,86	0,84	0,82	0,78	0,78	0,76	0,74	0,72	0,70	1,000 - 5,000		0,83	0,81	0,79	0,77	0,73	0,73	0,71	0,69	0,67	0,65	5,000 - 10,000			0,78	0,76	0,74	0,70	0,70	0,68	0,66	0,64	0,62	> 10,000				0,74	0,72	0,68	0,68	0,66	0,64	0,62	0,60
Aggregated Business Unit Depot (EUR million)	Family depot (EUR billion)																																																																																																													
	≤ 1	1-5	5-10	10-20	20-45	45-65	65-110	110-170	170-250	250-350	>350																																																																																																			
< 100	1,43	1,42	1,41	1,40	1,30	1,20	1,15	1,10	1,05	1,03	1,03																																																																																																			
100 - 250	1,13	1,12	1,11	1,10	1,05	1,00	0,95	0,90	0,85	0,82	0,80																																																																																																			
250 - 500	0,95	0,93	0,91	0,89	0,87	0,85	0,83	0,81	0,79	0,77	0,75																																																																																																			
500 - 1,000	0,90	0,88	0,86	0,84	0,82	0,78	0,78	0,76	0,74	0,72	0,70																																																																																																			
1,000 - 5,000		0,83	0,81	0,79	0,77	0,73	0,73	0,71	0,69	0,67	0,65																																																																																																			
5,000 - 10,000			0,78	0,76	0,74	0,70	0,70	0,68	0,66	0,64	0,62																																																																																																			
> 10,000				0,74	0,72	0,68	0,68	0,66	0,64	0,62	0,60																																																																																																			
Funds		Apply the same tariff for custody and settlement as for the 'International instruments' Funds.																																																																																																												

Settlement Marginal rates: EUR per settled instruction

Instrument	Tariff reference	Description												
Debt instruments		<b>Internal</b>												
		For the tariff applicable for the aggregated internal settlement volumes for debt instruments, equities and warrants across all countries, refer to the 'All countries' tariff sheet.												
	01.06.03MY	Beneficial owner movement fee, per receipt or delivery instruction ..... 0.50												
	01.03.MY1	<b>External</b>												
		<table><tr><th colspan="2">Aggregated Business Unit instructions</th><th>Rate</th></tr><tr><td>≤</td><td>10</td><td>68.00</td></tr><tr><td>11 -</td><td>25</td><td>56.00</td></tr><tr><td>&gt;</td><td>25</td><td>45.00</td></tr></table>	Aggregated Business Unit instructions		Rate	≤	10	68.00	11 -	25	56.00	>	25	45.00
Aggregated Business Unit instructions		Rate												
≤	10	68.00												
11 -	25	56.00												
>	25	45.00												

Custody Marginal rates: basis points per annum

Instrument	Tariff reference	Description
Debt instruments		For the tariff applicable, refer to the 'Asia-Pacific countries' tariff sheet.

Other fees

Service	Tariff reference	Description						
Custody operations	03.01.06	Exchange of registered securities ..... 110.00						
Segregated Securities Accounts in RENTAS		Yearly fee for Segregated Securities Accounts not used for 12 consecutive months <table><tr><th>Number of unused accounts</th><th>Yearly fee per account</th></tr><tr><td>≤ 200</td><td>00.00</td></tr><tr><td>&gt; 200</td><td>150.00</td></tr></table>	Number of unused accounts	Yearly fee per account	≤ 200	00.00	> 200	150.00
Number of unused accounts	Yearly fee per account							
≤ 200	00.00							
> 200	150.00							

Settlement Marginal rates: EUR per settled instruction

Instrument	Tariff reference	Description																					
Debt instruments		<b>Internal</b> For the tariff applicable for the aggregated internal settlement volumes for debt instruments, equities and warrants across all countries, refer to the 'All countries' tariff sheet.																					
	<b>External</b> <b>01.03.MX1</b>	<b>External</b> <table><tr><th colspan="2">Aggregated Business Unit instructions</th><th>Rate</th></tr><tr><td>≤</td><td>10</td><td><b>23.00</b></td></tr><tr><td>11 -</td><td>50</td><td><b>17.00</b></td></tr><tr><td>51 &gt;</td><td>100</td><td><b>11.50</b></td></tr><tr><td colspan="2"></td><td><b>5.65</b></td></tr></table>	Aggregated Business Unit instructions		Rate	≤	10	<b>23.00</b>	11 -	50	<b>17.00</b>	51 >	100	<b>11.50</b>			<b>5.65</b>						
	Aggregated Business Unit instructions		Rate																				
	≤	10	<b>23.00</b>																				
11 -	50	<b>17.00</b>																					
51 >	100	<b>11.50</b>																					
		<b>5.65</b>																					
<b>Bridge</b> <b>01.02.MX1</b>	<b>Bridge</b> <table><tr><th colspan="2">Aggregated Business Unit instructions</th><th>Rate</th></tr><tr><td>≤</td><td>10</td><td><b>6.80</b></td></tr><tr><td>11 -</td><td>25</td><td><b>3.95</b></td></tr><tr><td>&gt;</td><td>25</td><td><b>2.80</b></td></tr></table>	Aggregated Business Unit instructions		Rate	≤	10	<b>6.80</b>	11 -	25	<b>3.95</b>	>	25	<b>2.80</b>										
Aggregated Business Unit instructions		Rate																					
≤	10	<b>6.80</b>																					
11 -	25	<b>3.95</b>																					
>	25	<b>2.80</b>																					
Equities		<b>Internal</b> For the tariff applicable for the aggregated internal settlement volumes for debt instruments, equities and warrants across all countries, refer to the 'All countries' tariff sheet.																					
	<b>External</b> <b>01.03.MX2</b>	<b>External</b> <table><tr><th colspan="2">Aggregated Business Unit instructions</th><th>Rate</th></tr><tr><td>≤</td><td>10</td><td><b>23.00</b></td></tr><tr><td>11 -</td><td>50</td><td><b>18.00</b></td></tr><tr><td>51 -</td><td>100</td><td><b>17.00</b></td></tr><tr><td>101 -</td><td>250</td><td><b>16.00</b></td></tr><tr><td>251 -</td><td>500</td><td><b>15.00</b></td></tr><tr><td>&gt;</td><td>500</td><td><b>14.00</b></td></tr></table>	Aggregated Business Unit instructions		Rate	≤	10	<b>23.00</b>	11 -	50	<b>18.00</b>	51 -	100	<b>17.00</b>	101 -	250	<b>16.00</b>	251 -	500	<b>15.00</b>	>	500	<b>14.00</b>
	Aggregated Business Unit instructions		Rate																				
	≤	10	<b>23.00</b>																				
11 -	50	<b>18.00</b>																					
51 -	100	<b>17.00</b>																					
101 -	250	<b>16.00</b>																					
251 -	500	<b>15.00</b>																					
>	500	<b>14.00</b>																					
<b>Bridge</b> <b>01.02.MX2</b>	<b>Bridge</b> <table><tr><th colspan="2">Aggregated Business Unit instructions</th><th>Rate</th></tr><tr><td>≤</td><td>10</td><td><b>6.80</b></td></tr><tr><td>11 -</td><td>25</td><td><b>3.95</b></td></tr><tr><td>&gt;</td><td>25</td><td><b>2.80</b></td></tr></table>	Aggregated Business Unit instructions		Rate	≤	10	<b>6.80</b>	11 -	25	<b>3.95</b>	>	25	<b>2.80</b>										
Aggregated Business Unit instructions		Rate																					
≤	10	<b>6.80</b>																					
11 -	25	<b>3.95</b>																					
>	25	<b>2.80</b>																					

# Mexico *(continued)*

## Custody Marginal rates: basis points per annum

Instrument	Tariff reference	Description																																																																																						
Debt instruments	02.07.MX1	<table><tr><th colspan="2" rowspan="2">Aggregated Business Unit Depot (EUR million)</th><th colspan="9">Family depot (EUR billion)</th></tr><tr><th>≤ 1</th><th>1-5</th><th>5-10</th><th>10-20</th><th>20-45</th><th>45-65</th><th>65-110</th><th>110-170</th><th>&gt;170</th></tr><tr><td>&lt;</td><td>25</td><td>5.75</td><td>5.25</td><td>4.95</td><td>4.75</td><td>4.55</td><td>4.35</td><td>4.15</td><td>3.95</td><td>3.75</td></tr><tr><td>25</td><td>- 55</td><td>4.75</td><td>4.25</td><td>3.95</td><td>3.75</td><td>3.55</td><td>3.35</td><td>3.15</td><td>2.95</td><td>2.75</td></tr><tr><td>55</td><td>- 110</td><td>4.05</td><td>3.65</td><td>3.45</td><td>3.25</td><td>3.15</td><td>2.95</td><td>2.85</td><td>2.65</td><td>2.55</td></tr><tr><td>110</td><td>- 275</td><td>3.55</td><td>3.25</td><td>3.15</td><td>2.95</td><td>2.85</td><td>2.75</td><td>2.65</td><td>2.55</td><td>2.45</td></tr><tr><td>275</td><td>- 550</td><td>3.25</td><td>3.05</td><td>2.95</td><td>2.85</td><td>2.75</td><td>2.65</td><td>2.55</td><td>2.45</td><td>2.35</td></tr><tr><td>&gt;</td><td>550</td><td>3.05</td><td>2.95</td><td>2.85</td><td>2.75</td><td>2.65</td><td>2.55</td><td>2.45</td><td>2.35</td><td>2.25</td></tr></table>	Aggregated Business Unit Depot (EUR million)		Family depot (EUR billion)									≤ 1	1-5	5-10	10-20	20-45	45-65	65-110	110-170	>170	<	25	5.75	5.25	4.95	4.75	4.55	4.35	4.15	3.95	3.75	25	- 55	4.75	4.25	3.95	3.75	3.55	3.35	3.15	2.95	2.75	55	- 110	4.05	3.65	3.45	3.25	3.15	2.95	2.85	2.65	2.55	110	- 275	3.55	3.25	3.15	2.95	2.85	2.75	2.65	2.55	2.45	275	- 550	3.25	3.05	2.95	2.85	2.75	2.65	2.55	2.45	2.35	>	550	3.05	2.95	2.85	2.75	2.65	2.55	2.45	2.35	2.25
Aggregated Business Unit Depot (EUR million)		Family depot (EUR billion)																																																																																						
		≤ 1	1-5	5-10	10-20	20-45	45-65	65-110	110-170	>170																																																																														
<	25	5.75	5.25	4.95	4.75	4.55	4.35	4.15	3.95	3.75																																																																														
25	- 55	4.75	4.25	3.95	3.75	3.55	3.35	3.15	2.95	2.75																																																																														
55	- 110	4.05	3.65	3.45	3.25	3.15	2.95	2.85	2.65	2.55																																																																														
110	- 275	3.55	3.25	3.15	2.95	2.85	2.75	2.65	2.55	2.45																																																																														
275	- 550	3.25	3.05	2.95	2.85	2.75	2.65	2.55	2.45	2.35																																																																														
>	550	3.05	2.95	2.85	2.75	2.65	2.55	2.45	2.35	2.25																																																																														
<sup>(1)</sup> The tariff applies separately to the government and corporate debt Aggregated Business Unit Depot.																																																																																								

Equities	02.07.MX2	<table><tr><th colspan="2" rowspan="2">Aggregated Business Unit Depot (EUR million)</th><th colspan="9">Family depot (EUR billion)</th></tr><tr><th>≤ 1</th><th>1-5</th><th>5-10</th><th>10-20</th><th>20-45</th><th>45-65</th><th>65-110</th><th>110-170</th><th>&gt;170</th></tr><tr><td>&lt;</td><td>25</td><td>6.00</td><td>5.50</td><td>5.20</td><td>5.00</td><td>4.80</td><td>4.60</td><td>4.40</td><td>4.20</td><td>4.00</td></tr><tr><td>25</td><td>- 55</td><td>5.00</td><td>4.50</td><td>4.20</td><td>4.00</td><td>3.80</td><td>3.60</td><td>3.40</td><td>3.20</td><td>3.00</td></tr><tr><td>55</td><td>- 110</td><td>4.30</td><td>3.90</td><td>3.70</td><td>3.50</td><td>3.40</td><td>3.20</td><td>3.10</td><td>2.90</td><td>2.80</td></tr><tr><td>110</td><td>- 275</td><td>3.80</td><td>3.50</td><td>3.40</td><td>3.20</td><td>3.10</td><td>3.00</td><td>2.90</td><td>2.80</td><td>2.70</td></tr><tr><td>275</td><td>- 550</td><td>3.50</td><td>3.30</td><td>3.20</td><td>3.10</td><td>3.00</td><td>2.90</td><td>2.80</td><td>2.70</td><td>2.60</td></tr><tr><td>&gt;</td><td>550</td><td>3.30</td><td>3.20</td><td>3.10</td><td>3.00</td><td>2.90</td><td>2.80</td><td>2.70</td><td>2.60</td><td>2.50</td></tr></table>	Aggregated Business Unit Depot (EUR million)		Family depot (EUR billion)									≤ 1	1-5	5-10	10-20	20-45	45-65	65-110	110-170	>170	<	25	6.00	5.50	5.20	5.00	4.80	4.60	4.40	4.20	4.00	25	- 55	5.00	4.50	4.20	4.00	3.80	3.60	3.40	3.20	3.00	55	- 110	4.30	3.90	3.70	3.50	3.40	3.20	3.10	2.90	2.80	110	- 275	3.80	3.50	3.40	3.20	3.10	3.00	2.90	2.80	2.70	275	- 550	3.50	3.30	3.20	3.10	3.00	2.90	2.80	2.70	2.60	>	550	3.30	3.20	3.10	3.00	2.90	2.80	2.70	2.60	2.50
Aggregated Business Unit Depot (EUR million)		Family depot (EUR billion)																																																																																						
		≤ 1	1-5	5-10	10-20	20-45	45-65	65-110	110-170	>170																																																																														
<	25	6.00	5.50	5.20	5.00	4.80	4.60	4.40	4.20	4.00																																																																														
25	- 55	5.00	4.50	4.20	4.00	3.80	3.60	3.40	3.20	3.00																																																																														
55	- 110	4.30	3.90	3.70	3.50	3.40	3.20	3.10	2.90	2.80																																																																														
110	- 275	3.80	3.50	3.40	3.20	3.10	3.00	2.90	2.80	2.70																																																																														
275	- 550	3.50	3.30	3.20	3.10	3.00	2.90	2.80	2.70	2.60																																																																														
>	550	3.30	3.20	3.10	3.00	2.90	2.80	2.70	2.60	2.50																																																																														

# The Netherlands

## Settlement Marginal rates: EUR per settled instruction

Instrument	Tariff reference	Description																														
Debt instruments	01.02.NL1	<b>Internal</b> For the tariff applicable for the aggregated internal settlement volumes for debt instruments, equities and warrants across all countries, including stock exchange and OTC activity, refer to the ‘All countries’ tariff sheet.																														
		<b>External</b> For the tariff applicable for the aggregated external settlement volumes for debt instruments, equities and warrants across all Euroclear group countries, refer to the ‘Euroclear group countries’ tariff sheet.																														
		<b>Bridge</b> <table><tr><th>Aggregated Business Unit instructions</th><th>Rate</th></tr><tr><td>≤ 50</td><td>3.40</td></tr><tr><td>51 - 100</td><td>2.25</td></tr><tr><td>101 - 1,000</td><td>1.25</td></tr><tr><td>&gt; 1,000</td><td>1.20</td></tr></table>	Aggregated Business Unit instructions	Rate	≤ 50	3.40	51 - 100	2.25	101 - 1,000	1.25	> 1,000	1.20																				
Aggregated Business Unit instructions	Rate																															
≤ 50	3.40																															
51 - 100	2.25																															
101 - 1,000	1.25																															
> 1,000	1.20																															
Equities, warrants and depositary receipts		<b>Internal</b> For the tariff applicable to the internal settlement volumes, refer to the ‘All countries’ tariff sheet.																														
		<b>Bridge</b> For the tariff applicable to the Bridge settlement volumes, refer to the ‘ESES group countries’ tariff sheet.																														
		<b>External</b> For the tariff applicable to the external settlement volumes, refer to the ‘Euroclear group countries’ tariff sheet.																														
Funds	<b>Internal</b> 01.01.NL5  <b>External</b> 01.03.NL5  <b>Bridge</b> 01.02.NL5	<b>Internal</b> <table><tr><th>Aggregated Business Unit instructions</th><th>Rate</th></tr><tr><td>≤ 500</td><td>2.25</td></tr><tr><td>501 - 1000</td><td>1.75</td></tr><tr><td>1001 - 2500</td><td>1.50</td></tr><tr><td>2501 - 5000</td><td>1.15</td></tr><tr><td>5001 - 10000</td><td>0.95</td></tr><tr><td>10001 - 20000</td><td>0.75</td></tr><tr><td>&gt; 20000</td><td>0.55</td></tr></table> <b>External</b> Fixed price of 1.90 per instruction <b>Bridge</b> <table><tr><th>Aggregated Business Unit instructions</th><th>Rate</th></tr><tr><td>≤ 500</td><td>4.00</td></tr><tr><td>501 - 1000</td><td>3.80</td></tr><tr><td>1001 - 2500</td><td>3.50</td></tr><tr><td>2501 - 5000</td><td>3.10</td></tr><tr><td>5001 - 10000</td><td>2.90</td></tr><tr><td>&gt; 10000</td><td>2.80</td></tr></table>	Aggregated Business Unit instructions	Rate	≤ 500	2.25	501 - 1000	1.75	1001 - 2500	1.50	2501 - 5000	1.15	5001 - 10000	0.95	10001 - 20000	0.75	> 20000	0.55	Aggregated Business Unit instructions	Rate	≤ 500	4.00	501 - 1000	3.80	1001 - 2500	3.50	2501 - 5000	3.10	5001 - 10000	2.90	> 10000	2.80
Aggregated Business Unit instructions	Rate																															
≤ 500	2.25																															
501 - 1000	1.75																															
1001 - 2500	1.50																															
2501 - 5000	1.15																															
5001 - 10000	0.95																															
10001 - 20000	0.75																															
> 20000	0.55																															
Aggregated Business Unit instructions	Rate																															
≤ 500	4.00																															
501 - 1000	3.80																															
1001 - 2500	3.50																															
2501 - 5000	3.10																															
5001 - 10000	2.90																															
> 10000	2.80																															

# The Netherlands *(continued)*

## Custody Marginal rates: basis points per annum

Instrument	Tariff reference	Description																																																																																																																																																												
Debt instruments		For the tariff applicable for the aggregated European zone custody volumes, refer to the ‘European zone countries’ tariff sheet.																																																																																																																																																												
Equities, warrants and depositary receipts		For the tariff applicable refer, to the ESES CSDs group countries’ tariff sheet.																																																																																																																																																												
Funds	02.02.NL5	<table><tr><th colspan="2">Aggregated Business</th><th colspan="11">Family depot (EUR billion)</th></tr><tr><th>Unit Depot (EUR million)</th><th></th><th>≤ 1</th><th>1-5</th><th>5-10</th><th>10-20</th><th>20-45</th><th>45-65</th><th>65-110</th><th>110-170</th><th>170-250</th><th>250-350</th><th>&gt;350</th></tr><tr><td>&lt; 100</td><td></td><td>1.330</td><td>1.320</td><td>1.310</td><td>1.300</td><td>1.200</td><td>1.100</td><td>1.050</td><td>1.000</td><td>0.950</td><td>0.930</td><td>0.930</td></tr><tr><td>100 - 250</td><td></td><td>1.030</td><td>1.020</td><td>1.010</td><td>1.000</td><td>0.950</td><td>0.900</td><td>0.850</td><td>0.800</td><td>0.750</td><td>0.720</td><td>0.700</td></tr><tr><td>250 - 500</td><td></td><td>0.700</td><td>0.690</td><td>0.680</td><td>0.670</td><td>0.660</td><td>0.650</td><td>0.640</td><td>0.630</td><td>0.620</td><td>0.610</td><td>0.600</td></tr><tr><td>500 - 1,000</td><td></td><td>0.500</td><td>0.500</td><td>0.495</td><td>0.490</td><td>0.485</td><td>0.480</td><td>0.475</td><td>0.470</td><td>0.465</td><td>0.460</td><td>0.450</td></tr><tr><td>1,000 - 5,000</td><td></td><td></td><td>0.450</td><td>0.445</td><td>0.440</td><td>0.435</td><td>0.430</td><td>0.425</td><td>0.420</td><td>0.415</td><td>0.410</td><td>0.405</td></tr><tr><td>5,000 - 10,000</td><td></td><td></td><td></td><td>0.440</td><td>0.430</td><td>0.425</td><td>0.420</td><td>0.415</td><td>0.410</td><td>0.405</td><td>0.400</td><td>0.395</td></tr><tr><td>10,000 - 20,000</td><td></td><td></td><td></td><td></td><td>0.425</td><td>0.420</td><td>0.415</td><td>0.410</td><td>0.405</td><td>0.400</td><td>0.395</td><td>0.390</td></tr><tr><td>20,000 - 40,000</td><td></td><td></td><td></td><td></td><td></td><td>0.410</td><td>0.405</td><td>0.400</td><td>0.395</td><td>0.390</td><td>0.385</td><td>0.380</td></tr><tr><td>40,000 - 100,000</td><td></td><td></td><td></td><td></td><td></td><td>0.400</td><td>0.395</td><td>0.390</td><td>0.385</td><td>0.380</td><td>0.375</td><td>0.370</td></tr><tr><td>&gt; 100,000</td><td></td><td></td><td></td><td></td><td></td><td></td><td></td><td>0.380</td><td>0.375</td><td>0.370</td><td>0.365</td><td>0.360</td></tr></table> <p><b>Minimum market values – ETFs</b></p> <p>A minimum market value of EUR 6.00 per ISIN applies.</p> <p>If the market value of an ISIN is less than the minimum market value, the monthly average depot value will increase.</p> <p>This depot value increase is charged at a fixed rate of 0.25 basis points.</p> <p>The initial depot value is charged as per the standard custody sliding scale given above</p>	Aggregated Business		Family depot (EUR billion)											Unit Depot (EUR million)		≤ 1	1-5	5-10	10-20	20-45	45-65	65-110	110-170	170-250	250-350	>350	< 100		1.330	1.320	1.310	1.300	1.200	1.100	1.050	1.000	0.950	0.930	0.930	100 - 250		1.030	1.020	1.010	1.000	0.950	0.900	0.850	0.800	0.750	0.720	0.700	250 - 500		0.700	0.690	0.680	0.670	0.660	0.650	0.640	0.630	0.620	0.610	0.600	500 - 1,000		0.500	0.500	0.495	0.490	0.485	0.480	0.475	0.470	0.465	0.460	0.450	1,000 - 5,000			0.450	0.445	0.440	0.435	0.430	0.425	0.420	0.415	0.410	0.405	5,000 - 10,000				0.440	0.430	0.425	0.420	0.415	0.410	0.405	0.400	0.395	10,000 - 20,000					0.425	0.420	0.415	0.410	0.405	0.400	0.395	0.390	20,000 - 40,000						0.410	0.405	0.400	0.395	0.390	0.385	0.380	40,000 - 100,000						0.400	0.395	0.390	0.385	0.380	0.375	0.370	> 100,000								0.380	0.375	0.370	0.365	0.360
Aggregated Business		Family depot (EUR billion)																																																																																																																																																												
Unit Depot (EUR million)		≤ 1	1-5	5-10	10-20	20-45	45-65	65-110	110-170	170-250	250-350	>350																																																																																																																																																		
< 100		1.330	1.320	1.310	1.300	1.200	1.100	1.050	1.000	0.950	0.930	0.930																																																																																																																																																		
100 - 250		1.030	1.020	1.010	1.000	0.950	0.900	0.850	0.800	0.750	0.720	0.700																																																																																																																																																		
250 - 500		0.700	0.690	0.680	0.670	0.660	0.650	0.640	0.630	0.620	0.610	0.600																																																																																																																																																		
500 - 1,000		0.500	0.500	0.495	0.490	0.485	0.480	0.475	0.470	0.465	0.460	0.450																																																																																																																																																		
1,000 - 5,000			0.450	0.445	0.440	0.435	0.430	0.425	0.420	0.415	0.410	0.405																																																																																																																																																		
5,000 - 10,000				0.440	0.430	0.425	0.420	0.415	0.410	0.405	0.400	0.395																																																																																																																																																		
10,000 - 20,000					0.425	0.420	0.415	0.410	0.405	0.400	0.395	0.390																																																																																																																																																		
20,000 - 40,000						0.410	0.405	0.400	0.395	0.390	0.385	0.380																																																																																																																																																		
40,000 - 100,000						0.400	0.395	0.390	0.385	0.380	0.375	0.370																																																																																																																																																		
> 100,000								0.380	0.375	0.370	0.365	0.360																																																																																																																																																		

# New Zealand

## Settlement Marginal rates: EUR per settled instruction

Instrument	Tariff reference	Description															
Debt instruments		<b>Internal</b>															
		For the tariff applicable for the aggregated internal settlement volumes for debt instruments, equities and warrants across all countries, refer to the 'All countries' tariff sheet.															
	<b>External</b>	<b>External</b>															
	<b>01.03.NZ1</b>																
	<b>Bridge</b>	<b>Bridge</b>															
	<b>01.02.NZ1</b>																
		<table><tr><th colspan="2">Aggregated Business Unit instructions</th><th>Rate</th></tr><tr><td>≤</td><td>10</td><td>17.00</td></tr><tr><td>11 -</td><td>25</td><td>14.00</td></tr><tr><td>26 -</td><td>100</td><td>12.00</td></tr><tr><td>&gt;</td><td>100</td><td>11.50</td></tr></table>	Aggregated Business Unit instructions		Rate	≤	10	17.00	11 -	25	14.00	26 -	100	12.00	>	100	11.50
Aggregated Business Unit instructions		Rate															
≤	10	17.00															
11 -	25	14.00															
26 -	100	12.00															
>	100	11.50															
		<table><tr><th colspan="2">Aggregated Business Unit instructions</th><th>Rate</th></tr><tr><td>≤</td><td>10</td><td>6.80</td></tr><tr><td>11 -</td><td>25</td><td>3.95</td></tr><tr><td>&gt;</td><td>25</td><td>2.80</td></tr></table>	Aggregated Business Unit instructions		Rate	≤	10	6.80	11 -	25	3.95	>	25	2.80			
Aggregated Business Unit instructions		Rate															
≤	10	6.80															
11 -	25	3.95															
>	25	2.80															

## Custody Marginal rates: basis points per annum

Instrument	Tariff reference	Description
Debt instruments		For the tariff applicable, refer to the 'Asia-Pacific countries' tariff sheet.

# North American countries

## Settlement Marginal rates: EUR per settled instruction

Instrument	Tariff reference	Description
Debt instruments		For settlement fees, refer to the individual country tariff sheets.

## Custody Marginal rates: basis points per annum

Instrument	Tariff reference	Description																																																																																																																																																								
Debt instruments	02.05.NAM1	The following tariff applies to the aggregated custody volumes for domestic debt instruments across Canada and the United States.																																																																																																																																																								
<table><tr><th rowspan="2">Aggregated Business Unit Depot (EUR million)</th><th colspan="16">Family depot (EUR billion)</th></tr><tr><th>≤ 1</th><th>1-5</th><th>5-10</th><th>10-20</th><th>20-45</th><th>45-65</th><th>65-110</th><th>110-170</th><th>170-250</th><th>250-350</th><th>350-450</th><th>450-600</th><th>600-750</th><th>750-900</th><th>900-1,200</th><th>&gt;1,200</th></tr><tr><td>&lt; 500</td><td>1.30</td><td>1.20</td><td>1.10</td><td>1.05</td><td>0.95</td><td>0.92</td><td>0.88</td><td>0.82</td><td>0.81</td><td>0.80</td><td>0.79</td><td>0.74</td><td>0.72</td><td>0.69</td><td>0.63</td><td>0.60</td></tr><tr><td>500 - 1,000</td><td>1.20</td><td>1.10</td><td>1.02</td><td>0.95</td><td>0.90</td><td>0.85</td><td>0.82</td><td>0.76</td><td>0.75</td><td>0.74</td><td>0.73</td><td>0.70</td><td>0.69</td><td>0.63</td><td>0.58</td><td>0.56</td></tr><tr><td>1,000 - 3,000</td><td></td><td>1.00</td><td>0.98</td><td>0.89</td><td>0.85</td><td>0.80</td><td>0.78</td><td>0.75</td><td>0.74</td><td>0.73</td><td>0.70</td><td>0.68</td><td>0.64</td><td>0.59</td><td>0.55</td><td>0.53</td></tr><tr><td>3,000 - 5,000</td><td></td><td>0.95</td><td>0.88</td><td>0.79</td><td>0.78</td><td>0.77</td><td>0.76</td><td>0.73</td><td>0.72</td><td>0.70</td><td>0.66</td><td>0.63</td><td>0.60</td><td>0.55</td><td>0.51</td><td>0.49</td></tr><tr><td>5,000 - 10,000</td><td></td><td></td><td>0.76</td><td>0.75</td><td>0.74</td><td>0.73</td><td>0.72</td><td>0.71</td><td>0.67</td><td>0.64</td><td>0.62</td><td>0.59</td><td>0.56</td><td>0.50</td><td>0.47</td><td>0.43</td></tr><tr><td>10,000 - 25,000</td><td></td><td></td><td></td><td>0.67</td><td>0.66</td><td>0.65</td><td>0.64</td><td>0.63</td><td>0.60</td><td>0.59</td><td>0.58</td><td>0.56</td><td>0.50</td><td>0.46</td><td>0.42</td><td>0.37</td></tr><tr><td>&gt; 25,000</td><td></td><td></td><td></td><td></td><td>0.62</td><td>0.61</td><td>0.60</td><td>0.58</td><td>0.57</td><td>0.55</td><td>0.53</td><td>0.50</td><td>0.45</td><td>0.39</td><td>0.36</td><td>0.34</td></tr></table>			Aggregated Business Unit Depot (EUR million)	Family depot (EUR billion)																≤ 1	1-5	5-10	10-20	20-45	45-65	65-110	110-170	170-250	250-350	350-450	450-600	600-750	750-900	900-1,200	>1,200	< 500	1.30	1.20	1.10	1.05	0.95	0.92	0.88	0.82	0.81	0.80	0.79	0.74	0.72	0.69	0.63	0.60	500 - 1,000	1.20	1.10	1.02	0.95	0.90	0.85	0.82	0.76	0.75	0.74	0.73	0.70	0.69	0.63	0.58	0.56	1,000 - 3,000		1.00	0.98	0.89	0.85	0.80	0.78	0.75	0.74	0.73	0.70	0.68	0.64	0.59	0.55	0.53	3,000 - 5,000		0.95	0.88	0.79	0.78	0.77	0.76	0.73	0.72	0.70	0.66	0.63	0.60	0.55	0.51	0.49	5,000 - 10,000			0.76	0.75	0.74	0.73	0.72	0.71	0.67	0.64	0.62	0.59	0.56	0.50	0.47	0.43	10,000 - 25,000				0.67	0.66	0.65	0.64	0.63	0.60	0.59	0.58	0.56	0.50	0.46	0.42	0.37	> 25,000					0.62	0.61	0.60	0.58	0.57	0.55	0.53	0.50	0.45	0.39	0.36	0.34
Aggregated Business Unit Depot (EUR million)	Family depot (EUR billion)																																																																																																																																																									
	≤ 1	1-5	5-10	10-20	20-45	45-65	65-110	110-170	170-250	250-350	350-450	450-600	600-750	750-900	900-1,200	>1,200																																																																																																																																										
< 500	1.30	1.20	1.10	1.05	0.95	0.92	0.88	0.82	0.81	0.80	0.79	0.74	0.72	0.69	0.63	0.60																																																																																																																																										
500 - 1,000	1.20	1.10	1.02	0.95	0.90	0.85	0.82	0.76	0.75	0.74	0.73	0.70	0.69	0.63	0.58	0.56																																																																																																																																										
1,000 - 3,000		1.00	0.98	0.89	0.85	0.80	0.78	0.75	0.74	0.73	0.70	0.68	0.64	0.59	0.55	0.53																																																																																																																																										
3,000 - 5,000		0.95	0.88	0.79	0.78	0.77	0.76	0.73	0.72	0.70	0.66	0.63	0.60	0.55	0.51	0.49																																																																																																																																										
5,000 - 10,000			0.76	0.75	0.74	0.73	0.72	0.71	0.67	0.64	0.62	0.59	0.56	0.50	0.47	0.43																																																																																																																																										
10,000 - 25,000				0.67	0.66	0.65	0.64	0.63	0.60	0.59	0.58	0.56	0.50	0.46	0.42	0.37																																																																																																																																										
> 25,000					0.62	0.61	0.60	0.58	0.57	0.55	0.53	0.50	0.45	0.39	0.36	0.34																																																																																																																																										

# Norway

## Settlement Marginal rates: EUR per settled instruction

Instrument	Tariff reference	Description																																
Debt instruments		<b>Internal</b>  For the tariff applicable for the aggregated internal settlement volumes for debt instruments, equities and warrants across all countries, refer to the 'All countries' tariff sheet.																																
	<b>External</b> <b>01.03.NO1</b>	<b>External</b>																																
	<b>Bridge</b> <b>01.02.NO1</b>	<b>Bridge</b>																																
		<table><tr><th colspan="2">Aggregated Business Unit instructions</th><th>Rate</th></tr><tr><td>≤</td><td>10</td><td>28.00</td></tr><tr><td>11 -</td><td>25</td><td>25.00</td></tr><tr><td>25 -</td><td>100</td><td>24.00</td></tr><tr><td>&gt;</td><td>100</td><td>23.00</td></tr></table> <table><tr><th colspan="2">Aggregated Business Unit instructions</th><th>Rate</th></tr><tr><td>≤</td><td>10</td><td>6.80</td></tr><tr><td>11 -</td><td>25</td><td>3.95</td></tr><tr><td>&gt;</td><td>25</td><td>2.80</td></tr></table>	Aggregated Business Unit instructions		Rate	≤	10	28.00	11 -	25	25.00	25 -	100	24.00	>	100	23.00	Aggregated Business Unit instructions		Rate	≤	10	6.80	11 -	25	3.95	>	25	2.80					
Aggregated Business Unit instructions		Rate																																
≤	10	28.00																																
11 -	25	25.00																																
25 -	100	24.00																																
>	100	23.00																																
Aggregated Business Unit instructions		Rate																																
≤	10	6.80																																
11 -	25	3.95																																
>	25	2.80																																
Equities and warrants		<b>Internal</b>  For the tariff applicable for the aggregated internal settlement volumes for debt instruments, equities and warrants across all countries, refer to the 'All countries' tariff sheet.																																
	<b>External</b> <b>01.03.NO23</b>	<b>External</b>																																
	<b>Bridge</b> <b>01.02.NO23</b>	<b>Bridge</b>																																
		<table><tr><th colspan="2">Aggregated Business Unit instructions</th><th>Rate</th></tr><tr><td>≤</td><td>10</td><td>34.00</td></tr><tr><td>11 -</td><td>50</td><td>29.00</td></tr><tr><td>51 -</td><td>100</td><td>28.00</td></tr><tr><td>101 -</td><td>250</td><td>27.00</td></tr><tr><td>251 -</td><td>500</td><td>26.00</td></tr><tr><td>&gt;</td><td>500</td><td>25.00</td></tr></table> <table><tr><th colspan="2">Aggregated Business Unit instructions</th><th>Rate</th></tr><tr><td>≤</td><td>10</td><td>6.80</td></tr><tr><td>11 -</td><td>25</td><td>3.95</td></tr><tr><td>&gt;</td><td>25</td><td>2.80</td></tr></table>	Aggregated Business Unit instructions		Rate	≤	10	34.00	11 -	50	29.00	51 -	100	28.00	101 -	250	27.00	251 -	500	26.00	>	500	25.00	Aggregated Business Unit instructions		Rate	≤	10	6.80	11 -	25	3.95	>	25
Aggregated Business Unit instructions		Rate																																
≤	10	34.00																																
11 -	50	29.00																																
51 -	100	28.00																																
101 -	250	27.00																																
251 -	500	26.00																																
>	500	25.00																																
Aggregated Business Unit instructions		Rate																																
≤	10	6.80																																
11 -	25	3.95																																
>	25	2.80																																

# Norway (continued)

## Custody Marginal rates: basis points per annum

Instrument	Tariff reference	Description																																																																																																																																																								
Debt instruments	02.07.NO1	<table><tr><th rowspan="2">Unit Depot (EUR million)</th><th colspan="16">Family depot (EUR billion)</th></tr><tr><th>≤ 1</th><th>1-5</th><th>5-10</th><th>10-20</th><th>20-45</th><th>45-65</th><th>65-110</th><th>110-170</th><th>170-250</th><th>250-350</th><th>350-450</th><th>450-600</th><th>600-750</th><th>750-900</th><th>900-1200</th><th>&gt;1200</th></tr><tr><td>&lt; 100</td><td>2.32</td><td>2.03</td><td>1.96</td><td>1.81</td><td>1.74</td><td>1.71</td><td>1.67</td><td>1.62</td><td>1.60</td><td>1.57</td><td>1.54</td><td>1.51</td><td>1.48</td><td>1.45</td><td>1.42</td><td>1.39</td></tr><tr><td>100 - 500</td><td>1.89</td><td>1.74</td><td>1.60</td><td>1.45</td><td>1.38</td><td>1.33</td><td>1.31</td><td>1.28</td><td>1.23</td><td>1.20</td><td>1.17</td><td>1.15</td><td>1.12</td><td>1.09</td><td>1.06</td><td>1.03</td></tr><tr><td>500 - 1,000</td><td>1.67</td><td>1.60</td><td>1.52</td><td>1.38</td><td>1.31</td><td>1.23</td><td>1.19</td><td>1.16</td><td>1.13</td><td>1.10</td><td>1.07</td><td>1.04</td><td>1.02</td><td>0.99</td><td>0.96</td><td>0.93</td></tr><tr><td>1,000 - 2,500</td><td></td><td>1.52</td><td>1.45</td><td>1.31</td><td>1.23</td><td>1.19</td><td>1.16</td><td>1.13</td><td>1.09</td><td>1.06</td><td>1.03</td><td>1.00</td><td>0.97</td><td>0.94</td><td>0.91</td><td>0.88</td></tr><tr><td>2,500 - 5,000</td><td></td><td>1.45</td><td>1.38</td><td>1.23</td><td>1.16</td><td>1.13</td><td>1.12</td><td>1.09</td><td>1.02</td><td>0.99</td><td>0.96</td><td>0.93</td><td>0.90</td><td>0.87</td><td>0.84</td><td>0.81</td></tr><tr><td>5,000 - 10,000</td><td></td><td></td><td>1.31</td><td>1.16</td><td>1.09</td><td>1.04</td><td>1.03</td><td>1.02</td><td>0.99</td><td>0.96</td><td>0.93</td><td>0.90</td><td>0.87</td><td>0.84</td><td>0.81</td><td>0.78</td></tr><tr><td>&gt; 10,000</td><td></td><td></td><td></td><td>1.12</td><td>1.06</td><td>1.02</td><td>0.99</td><td>0.96</td><td>0.94</td><td>0.91</td><td>0.88</td><td>0.86</td><td>0.83</td><td>0.80</td><td>0.77</td><td>0.74</td></tr></table>	Unit Depot (EUR million)	Family depot (EUR billion)																≤ 1	1-5	5-10	10-20	20-45	45-65	65-110	110-170	170-250	250-350	350-450	450-600	600-750	750-900	900-1200	>1200	< 100	2.32	2.03	1.96	1.81	1.74	1.71	1.67	1.62	1.60	1.57	1.54	1.51	1.48	1.45	1.42	1.39	100 - 500	1.89	1.74	1.60	1.45	1.38	1.33	1.31	1.28	1.23	1.20	1.17	1.15	1.12	1.09	1.06	1.03	500 - 1,000	1.67	1.60	1.52	1.38	1.31	1.23	1.19	1.16	1.13	1.10	1.07	1.04	1.02	0.99	0.96	0.93	1,000 - 2,500		1.52	1.45	1.31	1.23	1.19	1.16	1.13	1.09	1.06	1.03	1.00	0.97	0.94	0.91	0.88	2,500 - 5,000		1.45	1.38	1.23	1.16	1.13	1.12	1.09	1.02	0.99	0.96	0.93	0.90	0.87	0.84	0.81	5,000 - 10,000			1.31	1.16	1.09	1.04	1.03	1.02	0.99	0.96	0.93	0.90	0.87	0.84	0.81	0.78	> 10,000				1.12	1.06	1.02	0.99	0.96	0.94	0.91	0.88	0.86	0.83	0.80	0.77	0.74
		Unit Depot (EUR million)		Family depot (EUR billion)																																																																																																																																																						
			≤ 1	1-5	5-10	10-20	20-45	45-65	65-110	110-170	170-250	250-350	350-450	450-600	600-750	750-900	900-1200	>1200																																																																																																																																								
		< 100	2.32	2.03	1.96	1.81	1.74	1.71	1.67	1.62	1.60	1.57	1.54	1.51	1.48	1.45	1.42	1.39																																																																																																																																								
		100 - 500	1.89	1.74	1.60	1.45	1.38	1.33	1.31	1.28	1.23	1.20	1.17	1.15	1.12	1.09	1.06	1.03																																																																																																																																								
		500 - 1,000	1.67	1.60	1.52	1.38	1.31	1.23	1.19	1.16	1.13	1.10	1.07	1.04	1.02	0.99	0.96	0.93																																																																																																																																								
		1,000 - 2,500		1.52	1.45	1.31	1.23	1.19	1.16	1.13	1.09	1.06	1.03	1.00	0.97	0.94	0.91	0.88																																																																																																																																								
		2,500 - 5,000		1.45	1.38	1.23	1.16	1.13	1.12	1.09	1.02	0.99	0.96	0.93	0.90	0.87	0.84	0.81																																																																																																																																								
		5,000 - 10,000			1.31	1.16	1.09	1.04	1.03	1.02	0.99	0.96	0.93	0.90	0.87	0.84	0.81	0.78																																																																																																																																								
		> 10,000				1.12	1.06	1.02	0.99	0.96	0.94	0.91	0.88	0.86	0.83	0.80	0.77	0.74																																																																																																																																								
		Equities and warrants	02.07.NO235	<table><tr><th rowspan="2">Unit Depot (EUR million)</th><th colspan="9">Family depot (EUR billion)</th></tr><tr><th>≤ 1</th><th>1-5</th><th>5-10</th><th>10-20</th><th>20-45</th><th>45-65</th><th>65-110</th><th>110-170</th><th>&gt;170</th></tr><tr><td>&lt; 10</td><td>5.00</td><td>4.90</td><td>4.80</td><td>4.70</td><td>4.60</td><td>4.50</td><td>4.40</td><td>4.30</td><td>4.20</td></tr><tr><td>10 - 25</td><td>3.00</td><td>2.90</td><td>2.80</td><td>2.70</td><td>2.60</td><td>2.50</td><td>2.40</td><td>2.30</td><td>2.20</td></tr><tr><td>25 - 55</td><td>2.50</td><td>2.40</td><td>2.30</td><td>2.20</td><td>2.10</td><td>2.00</td><td>1.90</td><td>1.80</td><td>1.70</td></tr><tr><td>55 - 110</td><td>2.10</td><td>2.00</td><td>1.90</td><td>1.85</td><td>1.80</td><td>1.70</td><td>1.65</td><td>1.60</td><td>1.50</td></tr><tr><td>110 - 275</td><td>1.80</td><td>1.75</td><td>1.70</td><td>1.65</td><td>1.60</td><td>1.55</td><td>1.50</td><td>1.45</td><td>1.40</td></tr><tr><td>275 - 550</td><td>1.75</td><td>1.70</td><td>1.65</td><td>1.60</td><td>1.55</td><td>1.50</td><td>1.45</td><td>1.40</td><td>1.35</td></tr><tr><td>&gt; 550</td><td>1.70</td><td>1.65</td><td>1.60</td><td>1.55</td><td>1.50</td><td>1.45</td><td>1.40</td><td>1.35</td><td>1.30</td></tr></table>	Unit Depot (EUR million)	Family depot (EUR billion)									≤ 1	1-5	5-10	10-20	20-45	45-65	65-110	110-170	>170	< 10	5.00	4.90	4.80	4.70	4.60	4.50	4.40	4.30	4.20	10 - 25	3.00	2.90	2.80	2.70	2.60	2.50	2.40	2.30	2.20	25 - 55	2.50	2.40	2.30	2.20	2.10	2.00	1.90	1.80	1.70	55 - 110	2.10	2.00	1.90	1.85	1.80	1.70	1.65	1.60	1.50	110 - 275	1.80	1.75	1.70	1.65	1.60	1.55	1.50	1.45	1.40	275 - 550	1.75	1.70	1.65	1.60	1.55	1.50	1.45	1.40	1.35	> 550	1.70	1.65	1.60	1.55	1.50	1.45	1.40	1.35	1.30																																																													
				Unit Depot (EUR million)		Family depot (EUR billion)																																																																																																																																																				
					≤ 1	1-5	5-10	10-20	20-45	45-65	65-110	110-170	>170																																																																																																																																													
< 10	5.00			4.90	4.80	4.70	4.60	4.50	4.40	4.30	4.20																																																																																																																																															
10 - 25	3.00			2.90	2.80	2.70	2.60	2.50	2.40	2.30	2.20																																																																																																																																															
25 - 55	2.50			2.40	2.30	2.20	2.10	2.00	1.90	1.80	1.70																																																																																																																																															
55 - 110	2.10			2.00	1.90	1.85	1.80	1.70	1.65	1.60	1.50																																																																																																																																															
110 - 275	1.80			1.75	1.70	1.65	1.60	1.55	1.50	1.45	1.40																																																																																																																																															
275 - 550	1.75			1.70	1.65	1.60	1.55	1.50	1.45	1.40	1.35																																																																																																																																															
> 550	1.70			1.65	1.60	1.55	1.50	1.45	1.40	1.35	1.30																																																																																																																																															

## Other fees

Service	Tariff reference	Description
Custody operations	03.01.03	Meeting / Consent – voting..... 85.00

# Panama

## Settlement Marginal rates: EUR per settled instruction

Instrument	Tariff reference	Description
Debt instruments		<b>Internal</b>  For the tariff applicable for the aggregated settlement volumes for debt instruments, equities and warrants across all countries, refer to the 'All countries' tariff sheet.

## Custody Marginal rates: basis points per annum

Instrument	Tariff reference	Description										
Debt instruments	02.07.PA1ASR	<table><tr><th>Aggregated Business Unit Depot (EUR million)</th><th>Rate</th></tr><tr><td>&lt; 500</td><td>6.00</td></tr><tr><td>500 - 1000</td><td>5.60</td></tr><tr><td>1000 - 2500</td><td>5.30</td></tr><tr><td>&gt; 2500</td><td>5.00</td></tr></table>	Aggregated Business Unit Depot (EUR million)	Rate	< 500	6.00	500 - 1000	5.60	1000 - 2500	5.30	> 2500	5.00
	Aggregated Business Unit Depot (EUR million)	Rate										
< 500	6.00											
500 - 1000	5.60											
1000 - 2500	5.30											
> 2500	5.00											
	02.07.PA1CAM	The above scale corresponds to the total custody fees that include: Central maintenance service fee charged at 0.25 basis point.										

Settlement Marginal rates: EUR per settled instruction

Instrument	Tariff reference	Description
Debt instruments		<b>Internal</b>  For the tariff applicable for the aggregated settlement volumes for debt instruments, equities and warrants across all countries, refer to the 'All countries' tariff sheet.

Custody Marginal rates: basis points per annum

Instrument	Tariff reference	Description																																																																																									
Debt instruments	02.07.PE1ASR	<table><tr><th rowspan="2">Holdings (EUR MM)</th><th colspan="14">Family depot (EUR billion)</th></tr><tr><th>≤ 1</th><th>1-5</th><th>5-10</th><th>10-20</th><th>20-45</th><th>45-65</th><th>65-110</th><th>110-170</th><th>170-250</th><th>250-350</th><th>350-450</th><th>450-600</th><th>600-750</th><th>&gt;750</th></tr><tr><td>&lt; 500</td><td>9.00</td><td>8.80</td><td>8.60</td><td>8.40</td><td>8.20</td><td>8.00</td><td>7.90</td><td>7.80</td><td>7.70</td><td>7.60</td><td>7.50</td><td>7.40</td><td>7.30</td><td>7.20</td></tr><tr><td>500 - 1,000</td><td>8.20</td><td>8.10</td><td>7.90</td><td>7.70</td><td>7.50</td><td>7.30</td><td>7.20</td><td>7.10</td><td>7.00</td><td>6.90</td><td>6.80</td><td>6.70</td><td>6.60</td><td>6.50</td></tr><tr><td>1,000 - 2,500</td><td></td><td>7.40</td><td>7.20</td><td>7.00</td><td>6.80</td><td>6.60</td><td>6.50</td><td>6.40</td><td>6.30</td><td>6.20</td><td>6.10</td><td>6.00</td><td>5.90</td><td>5.80</td></tr><tr><td>&gt; 2,500</td><td></td><td>6.60</td><td>6.40</td><td>6.20</td><td>6.00</td><td>5.80</td><td>5.70</td><td>5.60</td><td>5.50</td><td>5.40</td><td>5.30</td><td>5.20</td><td>5.10</td><td>5.00</td></tr></table> <p>The above scale correspond to the total custody fees that include: Central maintenance service fee charged at 0.25 basis point.</p>	Holdings (EUR MM)	Family depot (EUR billion)														≤ 1	1-5	5-10	10-20	20-45	45-65	65-110	110-170	170-250	250-350	350-450	450-600	600-750	>750	< 500	9.00	8.80	8.60	8.40	8.20	8.00	7.90	7.80	7.70	7.60	7.50	7.40	7.30	7.20	500 - 1,000	8.20	8.10	7.90	7.70	7.50	7.30	7.20	7.10	7.00	6.90	6.80	6.70	6.60	6.50	1,000 - 2,500		7.40	7.20	7.00	6.80	6.60	6.50	6.40	6.30	6.20	6.10	6.00	5.90	5.80	> 2,500		6.60	6.40	6.20	6.00	5.80	5.70	5.60	5.50	5.40	5.30	5.20	5.10	5.00
Holdings (EUR MM)	Family depot (EUR billion)																																																																																										
	≤ 1	1-5	5-10	10-20	20-45	45-65	65-110	110-170	170-250	250-350	350-450	450-600	600-750	>750																																																																													
< 500	9.00	8.80	8.60	8.40	8.20	8.00	7.90	7.80	7.70	7.60	7.50	7.40	7.30	7.20																																																																													
500 - 1,000	8.20	8.10	7.90	7.70	7.50	7.30	7.20	7.10	7.00	6.90	6.80	6.70	6.60	6.50																																																																													
1,000 - 2,500		7.40	7.20	7.00	6.80	6.60	6.50	6.40	6.30	6.20	6.10	6.00	5.90	5.80																																																																													
> 2,500		6.60	6.40	6.20	6.00	5.80	5.70	5.60	5.50	5.40	5.30	5.20	5.10	5.00																																																																													

# The Philippines

## Settlement Marginal rates: EUR per settled instruction

Instrument	Tariff reference	Description												
Debt instruments		<b>Internal</b>  For the tariff applicable for the aggregated internal settlement volumes for debt instruments, equities and warrants across all countries, refer to the 'All countries' tariff sheet.												
	01.03.PH1	<b>External</b> <table><tr><th colspan="2">Aggregated Business Unit instructions</th><th>Rate</th></tr><tr><td>≤</td><td>10</td><td>34.00</td></tr><tr><td>11 -</td><td>25</td><td>28.00</td></tr><tr><td>&gt;</td><td>25</td><td>17.00</td></tr></table>	Aggregated Business Unit instructions		Rate	≤	10	34.00	11 -	25	28.00	>	25	17.00
Aggregated Business Unit instructions		Rate												
≤	10	34.00												
11 -	25	28.00												
>	25	17.00												

## Custody Marginal rates: basis points per annum

Instrument	Tariff reference	Description
Debt instruments		For the tariff applicable for the aggregated custody volumes across all Asia-Pacific countries, refer to the 'Asia-Pacific countries' tariff sheet.

# Poland

## Settlement Marginal rates: EUR per settled instruction

Instrument	Tariff reference	Description														
Debt instruments		<b>Internal</b>  For the tariff applicable for the aggregated internal settlement volumes for debt instruments, equities and warrants across all countries, refer to the 'All countries' tariff sheet.														
	01.03.PL1	<b>External</b> <table><tr><th colspan="2">Aggregated Business Unit instructions</th><th>Rate</th></tr><tr><td>≤</td><td>25</td><td>30.00</td></tr><tr><td>26 -</td><td>50</td><td>28.00</td></tr><tr><td>51 -</td><td>100</td><td>26.00</td></tr><tr><td>&gt;</td><td>100</td><td>25.00</td></tr></table>	Aggregated Business Unit instructions		Rate	≤	25	30.00	26 -	50	28.00	51 -	100	26.00	>	100
Aggregated Business Unit instructions		Rate														
≤	25	30.00														
26 -	50	28.00														
51 -	100	26.00														
>	100	25.00														
Equities and warrants		<b>Internal</b>  For the tariff applicable for the aggregated internal settlement volumes for debt instruments, equities and warrants across all countries, refer to the 'All countries' tariff sheet.														
	01.03.PL23	<b>External</b> <table><tr><th colspan="2">Aggregated Business Unit instructions</th><th>Rate</th></tr><tr><td>≤</td><td>25</td><td>30.00</td></tr><tr><td>26 -</td><td>50</td><td>28.00</td></tr><tr><td>51 -</td><td>100</td><td>26.00</td></tr><tr><td>&gt;</td><td>100</td><td>25.00</td></tr></table>	Aggregated Business Unit instructions		Rate	≤	25	30.00	26 -	50	28.00	51 -	100	26.00	>	100
Aggregated Business Unit instructions		Rate														
≤	25	30.00														
26 -	50	28.00														
51 -	100	26.00														
>	100	25.00														

Custody Marginal rates: basis points per annum

Instrument	Tariff reference	Description																																																																																																								
Debt instruments		For the tariff applicable for the aggregated Central and Eastern European custody volumes, refer to the 'Central and Eastern European countries' tariff sheet.																																																																																																								
Equities and warrants	02.04.PL23	<table><tr><th colspan="2">Aggregated Business</th><th colspan="11">Family depot (EUR billion)</th></tr><tr><th>Unit Depot (EUR million)</th><th></th><th>≤ 1</th><th>1-5</th><th>5-10</th><th>10-20</th><th>20-45</th><th>45-65</th><th>65-110</th><th>110-170</th><th>170-250</th><th>250-350</th><th>&gt;350</th></tr><tr><td>&lt; 50</td><td></td><td>12.00</td><td>11.80</td><td>11.40</td><td>10.00</td><td>9.60</td><td>9.40</td><td>9.20</td><td>9.00</td><td>8.80</td><td>8.60</td><td>8.40</td></tr><tr><td>50 - 100</td><td></td><td>11.90</td><td>11.70</td><td>11.20</td><td>9.80</td><td>9.40</td><td>9.20</td><td>9.00</td><td>8.80</td><td>8.60</td><td>8.40</td><td>8.20</td></tr><tr><td>100 - 250</td><td></td><td>11.80</td><td>11.60</td><td>11.00</td><td>9.60</td><td>9.20</td><td>9.00</td><td>8.80</td><td>8.60</td><td>8.40</td><td>8.20</td><td>8.00</td></tr><tr><td>250 - 500</td><td></td><td>11.60</td><td>11.40</td><td>10.80</td><td>9.40</td><td>9.00</td><td>8.80</td><td>8.60</td><td>8.40</td><td>8.20</td><td>8.00</td><td>7.80</td></tr><tr><td>500 - 1,000</td><td></td><td>11.40</td><td>11.00</td><td>10.60</td><td>9.20</td><td>8.90</td><td>8.50</td><td>8.40</td><td>8.20</td><td>8.00</td><td>7.30</td><td>7.10</td></tr><tr><td>&gt; 1,000</td><td></td><td></td><td>10.50</td><td>10.30</td><td>9.00</td><td>8.80</td><td>8.40</td><td>8.10</td><td>7.70</td><td>7.50</td><td>7.20</td><td>7.00</td></tr></table>	Aggregated Business		Family depot (EUR billion)											Unit Depot (EUR million)		≤ 1	1-5	5-10	10-20	20-45	45-65	65-110	110-170	170-250	250-350	>350	< 50		12.00	11.80	11.40	10.00	9.60	9.40	9.20	9.00	8.80	8.60	8.40	50 - 100		11.90	11.70	11.20	9.80	9.40	9.20	9.00	8.80	8.60	8.40	8.20	100 - 250		11.80	11.60	11.00	9.60	9.20	9.00	8.80	8.60	8.40	8.20	8.00	250 - 500		11.60	11.40	10.80	9.40	9.00	8.80	8.60	8.40	8.20	8.00	7.80	500 - 1,000		11.40	11.00	10.60	9.20	8.90	8.50	8.40	8.20	8.00	7.30	7.10	> 1,000			10.50	10.30	9.00	8.80	8.40	8.10	7.70	7.50	7.20	7.00
Aggregated Business		Family depot (EUR billion)																																																																																																								
Unit Depot (EUR million)		≤ 1	1-5	5-10	10-20	20-45	45-65	65-110	110-170	170-250	250-350	>350																																																																																														
< 50		12.00	11.80	11.40	10.00	9.60	9.40	9.20	9.00	8.80	8.60	8.40																																																																																														
50 - 100		11.90	11.70	11.20	9.80	9.40	9.20	9.00	8.80	8.60	8.40	8.20																																																																																														
100 - 250		11.80	11.60	11.00	9.60	9.20	9.00	8.80	8.60	8.40	8.20	8.00																																																																																														
250 - 500		11.60	11.40	10.80	9.40	9.00	8.80	8.60	8.40	8.20	8.00	7.80																																																																																														
500 - 1,000		11.40	11.00	10.60	9.20	8.90	8.50	8.40	8.20	8.00	7.30	7.10																																																																																														
> 1,000			10.50	10.30	9.00	8.80	8.40	8.10	7.70	7.50	7.20	7.00																																																																																														

Other fees

Service	Tariff reference	Description
Out-of-pocket expenses		Withholding tax
	10.02.PL01	Agent-related Standard Refund fees ..... re-charged at cost

# Portugal

## Settlement Marginal rates: EUR per settled instruction

Instrument	Tariff reference	Description																					
Debt instruments		<b>Internal</b> For the tariff applicable for the aggregated internal settlement volumes for debt instruments, equities and warrants across all countries, refer to the 'All countries' tariff sheet.																					
	<b>External</b> <b>01.03.PT1</b>	<b>External</b> <table><tr><th colspan="2">Aggregated Business Unit instructions</th><th>Rate</th></tr><tr><td>≤</td><td>10</td><td>17.00</td></tr><tr><td>11 -</td><td>25</td><td>14.00</td></tr><tr><td>25 -</td><td>100</td><td>12.00</td></tr><tr><td>101 -</td><td>250</td><td>11.50</td></tr><tr><td>&gt;</td><td>250</td><td>10.00</td></tr></table>	Aggregated Business Unit instructions		Rate	≤	10	17.00	11 -	25	14.00	25 -	100	12.00	101 -	250	11.50	>	250	10.00			
	Aggregated Business Unit instructions		Rate																				
	≤	10	17.00																				
11 -	25	14.00																					
25 -	100	12.00																					
101 -	250	11.50																					
>	250	10.00																					
<b>Bridge</b> <b>01.02.PT1</b>	<b>Bridge</b> <table><tr><th colspan="2">Aggregated Business Unit instructions</th><th>Rate</th></tr><tr><td>≤</td><td>10</td><td>6.80</td></tr><tr><td>11 -</td><td>25</td><td>3.95</td></tr><tr><td>&gt;</td><td>25</td><td>2.80</td></tr></table>	Aggregated Business Unit instructions		Rate	≤	10	6.80	11 -	25	3.95	>	25	2.80										
Aggregated Business Unit instructions		Rate																					
≤	10	6.80																					
11 -	25	3.95																					
>	25	2.80																					
Equities and warrants		<b>Internal</b> For the tariff applicable for the aggregated internal settlement volumes for debt instruments, equities and warrants across all countries, refer to the 'All countries' tariff sheet.																					
	<b>External</b> <b>01.03.PT23</b>	<b>External</b> <table><tr><th colspan="2">Aggregated Business Unit instructions</th><th>Rate</th></tr><tr><td>≤</td><td>10</td><td>34.00</td></tr><tr><td>11 -</td><td>50</td><td>29.00</td></tr><tr><td>51 -</td><td>100</td><td>28.00</td></tr><tr><td>101 -</td><td>250</td><td>27.00</td></tr><tr><td>251 -</td><td>500</td><td>26.00</td></tr><tr><td>&gt;</td><td>500</td><td>25.00</td></tr></table>	Aggregated Business Unit instructions		Rate	≤	10	34.00	11 -	50	29.00	51 -	100	28.00	101 -	250	27.00	251 -	500	26.00	>	500	25.00
	Aggregated Business Unit instructions		Rate																				
	≤	10	34.00																				
11 -	50	29.00																					
51 -	100	28.00																					
101 -	250	27.00																					
251 -	500	26.00																					
>	500	25.00																					
<b>Bridge</b> <b>01.02.PT23</b>	<b>Bridge</b> <table><tr><th colspan="2">Aggregated Business Unit instructions</th><th>Rate</th></tr><tr><td>≤</td><td>10</td><td>6.80</td></tr><tr><td>11 -</td><td>25</td><td>3.95</td></tr><tr><td>&gt;</td><td>25</td><td>2.80</td></tr></table>	Aggregated Business Unit instructions		Rate	≤	10	6.80	11 -	25	3.95	>	25	2.80										
Aggregated Business Unit instructions		Rate																					
≤	10	6.80																					
11 -	25	3.95																					
>	25	2.80																					

Custody Marginal rates: basis points per annum

Instrument	Tariff reference	Description																																																																																																			
Debt instruments		For the tariff applicable for the aggregated European zone custody volumes, refer to the 'European zone countries' tariff sheet.																																																																																																			
Equities and warrants	02.02.PT23	<table><tr><th colspan="2">Aggregated Business</th><th colspan="9">Family depot (EUR billion)</th></tr><tr><th colspan="2">Unit Depot (EUR million)</th><th>≤ 1</th><th>1-5</th><th>5-10</th><th>10-20</th><th>20-45</th><th>45-65</th><th>65-110</th><th>110-170</th><th>&gt;170</th></tr><tr><td>&lt;</td><td>10</td><td>5.00</td><td>4.90</td><td>4.80</td><td>4.70</td><td>4.60</td><td>4.50</td><td>4.40</td><td>4.30</td><td>4.20</td></tr><tr><td>10 -</td><td>25</td><td>3.00</td><td>2.90</td><td>2.80</td><td>2.70</td><td>2.60</td><td>2.50</td><td>2.40</td><td>2.30</td><td>2.20</td></tr><tr><td>25 -</td><td>55</td><td>2.50</td><td>2.40</td><td>2.30</td><td>2.20</td><td>2.10</td><td>2.00</td><td>1.90</td><td>1.80</td><td>1.70</td></tr><tr><td>55 -</td><td>110</td><td>2.10</td><td>2.00</td><td>1.90</td><td>1.85</td><td>1.80</td><td>1.70</td><td>1.65</td><td>1.60</td><td>1.50</td></tr><tr><td>110 -</td><td>275</td><td>1.80</td><td>1.75</td><td>1.70</td><td>1.65</td><td>1.60</td><td>1.55</td><td>1.50</td><td>1.45</td><td>1.40</td></tr><tr><td>275 -</td><td>550</td><td>1.75</td><td>1.70</td><td>1.65</td><td>1.60</td><td>1.55</td><td>1.50</td><td>1.45</td><td>1.40</td><td>1.35</td></tr><tr><td>&gt;</td><td>550</td><td>1.70</td><td>1.65</td><td>1.60</td><td>1.55</td><td>1.50</td><td>1.45</td><td>1.40</td><td>1.35</td><td>1.30</td></tr></table>	Aggregated Business		Family depot (EUR billion)									Unit Depot (EUR million)		≤ 1	1-5	5-10	10-20	20-45	45-65	65-110	110-170	>170	<	10	5.00	4.90	4.80	4.70	4.60	4.50	4.40	4.30	4.20	10 -	25	3.00	2.90	2.80	2.70	2.60	2.50	2.40	2.30	2.20	25 -	55	2.50	2.40	2.30	2.20	2.10	2.00	1.90	1.80	1.70	55 -	110	2.10	2.00	1.90	1.85	1.80	1.70	1.65	1.60	1.50	110 -	275	1.80	1.75	1.70	1.65	1.60	1.55	1.50	1.45	1.40	275 -	550	1.75	1.70	1.65	1.60	1.55	1.50	1.45	1.40	1.35	>	550	1.70	1.65	1.60	1.55	1.50	1.45	1.40	1.35	1.30
Aggregated Business		Family depot (EUR billion)																																																																																																			
Unit Depot (EUR million)		≤ 1	1-5	5-10	10-20	20-45	45-65	65-110	110-170	>170																																																																																											
<	10	5.00	4.90	4.80	4.70	4.60	4.50	4.40	4.30	4.20																																																																																											
10 -	25	3.00	2.90	2.80	2.70	2.60	2.50	2.40	2.30	2.20																																																																																											
25 -	55	2.50	2.40	2.30	2.20	2.10	2.00	1.90	1.80	1.70																																																																																											
55 -	110	2.10	2.00	1.90	1.85	1.80	1.70	1.65	1.60	1.50																																																																																											
110 -	275	1.80	1.75	1.70	1.65	1.60	1.55	1.50	1.45	1.40																																																																																											
275 -	550	1.75	1.70	1.65	1.60	1.55	1.50	1.45	1.40	1.35																																																																																											
>	550	1.70	1.65	1.60	1.55	1.50	1.45	1.40	1.35	1.30																																																																																											

Other fees

Service	Tariff reference	Description
Custody operations	03.01.03	Meeting / Consent – voting..... 85.00

# Romania

## Settlement Marginal rates: EUR per settled instruction

Instrument	Tariff reference	Description															
Debt instruments		<b>Internal</b> For the tariff applicable for the aggregated internal settlement volumes for debt instruments, equities and warrants across all countries, refer to the 'All countries' tariff sheet.															
	<b>External</b> <b>01.03.RO1</b>	<b>External</b>															
	<b>Bridge</b> <b>01.02.RO1</b>	<b>Bridge</b>															
		<table><tr><th colspan="2">Aggregated Business Unit instructions</th><th>Rate</th></tr><tr><td>≤</td><td>25</td><td>30.00</td></tr><tr><td>25 -</td><td>50</td><td>28.00</td></tr><tr><td>51 -</td><td>100</td><td>26.00</td></tr><tr><td>&gt;</td><td>100</td><td>25.00</td></tr></table>	Aggregated Business Unit instructions		Rate	≤	25	30.00	25 -	50	28.00	51 -	100	26.00	>	100	25.00
Aggregated Business Unit instructions		Rate															
≤	25	30.00															
25 -	50	28.00															
51 -	100	26.00															
>	100	25.00															
		<table><tr><th colspan="2">Aggregated Business Unit instructions</th><th>Rate</th></tr><tr><td>≤</td><td>10</td><td>6.80</td></tr><tr><td>11 -</td><td>25</td><td>3.95</td></tr><tr><td>&gt;</td><td>25</td><td>2.80</td></tr></table>	Aggregated Business Unit instructions		Rate	≤	10	6.80	11 -	25	3.95	>	25	2.80			
Aggregated Business Unit instructions		Rate															
≤	10	6.80															
11 -	25	3.95															
>	25	2.80															

## Custody Marginal rates: basis points per annum

Instrument	Tariff reference	Description
Debt instruments		For the tariff applicable for the aggregated Central and Eastern European countries custody volumes, refer to the 'Central and Eastern European countries' tariff sheet.

# Russia

## Settlement Marginal rates: EUR per settled instruction

Instrument	Tariff reference	Description										
Debt instruments and equities		<b>Internal</b>  For the tariff applicable for the aggregated settlement volumes for debt instruments, equities and warrants across all countries, refer to the 'All countries' tariff sheet.										
	<b>External</b> <b>01.03.RU12</b>	<b>External</b> <table><tr><th>Aggregated Business Unit instructions</th><th>Rate</th></tr><tr><td>≤ 50</td><td><b>30.00</b></td></tr><tr><td>51 - 100</td><td><b>25.00</b></td></tr><tr><td>101 - 250</td><td><b>20.00</b></td></tr><tr><td>&gt; 250</td><td><b>15.00</b></td></tr></table>	Aggregated Business Unit instructions	Rate	≤ 50	<b>30.00</b>	51 - 100	<b>25.00</b>	101 - 250	<b>20.00</b>	> 250	<b>15.00</b>
	Aggregated Business Unit instructions	Rate										
	≤ 50	<b>30.00</b>										
	51 - 100	<b>25.00</b>										
101 - 250	<b>20.00</b>											
> 250	<b>15.00</b>											
<b>Bridge</b> <b>01.02.RU12</b>	<b>Bridge</b> <table><tr><th>Aggregated Business Unit instructions</th><th>Rate</th></tr><tr><td>≤ 10</td><td><b>6.80</b></td></tr><tr><td>11 - 25</td><td><b>3.95</b></td></tr><tr><td>&gt; 25</td><td><b>2.80</b></td></tr></table>	Aggregated Business Unit instructions	Rate	≤ 10	<b>6.80</b>	11 - 25	<b>3.95</b>	> 25	<b>2.80</b>			
Aggregated Business Unit instructions	Rate											
≤ 10	<b>6.80</b>											
11 - 25	<b>3.95</b>											
> 25	<b>2.80</b>											
<b>01.04.03RU</b>	Cancellation fee ..... EUR 5 per external instruction											

## Custody Marginal rates: basis points per annum

Instrument	Tariff reference	Description												
Debt instruments and equities	02.07.RU12	<div>The following tariff applies to the aggregated custody volumes for debt instruments and equities in Russia:</div> <table><tr><th>Aggregated Business Unit Depot (EUR million)</th><th>Rate</th></tr><tr><td>&lt; 500</td><td>9.00</td></tr><tr><td>500 - 1000</td><td>8.00</td></tr><tr><td>1000 - 2500</td><td>7.00</td></tr><tr><td>2500 - 5000</td><td>6.00</td></tr><tr><td>&gt; 5000</td><td>5.00</td></tr></table>	Aggregated Business Unit Depot (EUR million)	Rate	< 500	9.00	500 - 1000	8.00	1000 - 2500	7.00	2500 - 5000	6.00	> 5000	5.00
Aggregated Business Unit Depot (EUR million)	Rate													
< 500	9.00													
500 - 1000	8.00													
1000 - 2500	7.00													
2500 - 5000	6.00													
> 5000	5.00													

## Other fees

Service	Tariff reference	Description
Out-of-pocket expense		<ul style="list-style-type: none"> <li>Agent-related Standard Refund fees ..... re-charged at cost</li> <li>Power of Attorney translation fees ..... re-charged at cost</li> </ul>

# Saudi Arabia

## Settlement Marginal rates: EUR per settled instruction

Instrument	Tariff reference	Description												
Debt instruments		<b>Internal</b>  For the tariff applicable for the aggregated internal settlement volumes for debt instruments, equities and warrants across all countries, refer to the 'All countries' tariff sheet.												
	01.03.SA1	<b>External</b> <table><tr><th colspan="2">Aggregated Business Unit instructions</th><th>Rate</th></tr><tr><td>≤</td><td>10</td><td>60.00</td></tr><tr><td>11 -</td><td>25</td><td>55.00</td></tr><tr><td>&gt;</td><td>25</td><td>50.00</td></tr></table>	Aggregated Business Unit instructions		Rate	≤	10	60.00	11 -	25	55.00	>	25	50.00
Aggregated Business Unit instructions		Rate												
≤	10	60.00												
11 -	25	55.00												
>	25	50.00												
	01.04.03SA	Cancellation fee ..... EUR 60 per external instruction												

## Custody Marginal rates: basis points per annum

Instrument	Tariff reference	Description																																																																															
Debt instruments	02.07.SA1	<table><tr><th rowspan="2">Aggregated Business Unit Depot (EUR million)</th><th colspan="9">Family depot (EUR billion)</th></tr><tr><th>≤ 1</th><th>1-5</th><th>5-10</th><th>10-20</th><th>20-45</th><th>45-65</th><th>65-110</th><th>110-170</th><th>&gt;170</th></tr><tr><td>&lt; 200</td><td>11.00</td><td>10.90</td><td>10.80</td><td>10.70</td><td>10.60</td><td>10.50</td><td>10.40</td><td>10.30</td><td>10.20</td></tr><tr><td>200 - 500</td><td>10.20</td><td>10.10</td><td>10.00</td><td>9.90</td><td>9.80</td><td>9.70</td><td>9.60</td><td>9.50</td><td>9.40</td></tr><tr><td>500 - 1,000</td><td>9.40</td><td>9.30</td><td>9.20</td><td>9.10</td><td>9.00</td><td>8.90</td><td>8.80</td><td>8.70</td><td>8.60</td></tr><tr><td>1,000 - 2,500</td><td></td><td>8.50</td><td>8.40</td><td>8.30</td><td>8.20</td><td>8.10</td><td>8.00</td><td>7.90</td><td>7.80</td></tr><tr><td>2,500 - 5,000</td><td></td><td>7.70</td><td>7.60</td><td>7.50</td><td>7.40</td><td>7.30</td><td>7.20</td><td>7.10</td><td>7.00</td></tr><tr><td>&gt; 5,000</td><td></td><td></td><td>6.80</td><td>6.70</td><td>6.60</td><td>6.50</td><td>6.40</td><td>6.30</td><td>6.20</td></tr></table>	Aggregated Business Unit Depot (EUR million)	Family depot (EUR billion)									≤ 1	1-5	5-10	10-20	20-45	45-65	65-110	110-170	>170	< 200	11.00	10.90	10.80	10.70	10.60	10.50	10.40	10.30	10.20	200 - 500	10.20	10.10	10.00	9.90	9.80	9.70	9.60	9.50	9.40	500 - 1,000	9.40	9.30	9.20	9.10	9.00	8.90	8.80	8.70	8.60	1,000 - 2,500		8.50	8.40	8.30	8.20	8.10	8.00	7.90	7.80	2,500 - 5,000		7.70	7.60	7.50	7.40	7.30	7.20	7.10	7.00	> 5,000			6.80	6.70	6.60	6.50	6.40	6.30	6.20
Aggregated Business Unit Depot (EUR million)	Family depot (EUR billion)																																																																																
	≤ 1	1-5	5-10	10-20	20-45	45-65	65-110	110-170	>170																																																																								
< 200	11.00	10.90	10.80	10.70	10.60	10.50	10.40	10.30	10.20																																																																								
200 - 500	10.20	10.10	10.00	9.90	9.80	9.70	9.60	9.50	9.40																																																																								
500 - 1,000	9.40	9.30	9.20	9.10	9.00	8.90	8.80	8.70	8.60																																																																								
1,000 - 2,500		8.50	8.40	8.30	8.20	8.10	8.00	7.90	7.80																																																																								
2,500 - 5,000		7.70	7.60	7.50	7.40	7.30	7.20	7.10	7.00																																																																								
> 5,000			6.80	6.70	6.60	6.50	6.40	6.30	6.20																																																																								

# Singapore

## Settlement Marginal rates: EUR per settled instruction

Instrument	Tariff reference	Description																																																			
Debt instruments		<div>Internal</div> <div>For the tariff applicable for the aggregated internal settlement volumes for debt instruments, equities and warrants across all countries, refer to the 'All countries' tariff sheet.</div> <div><div><div>External</div><div>01.03.SG1</div><div>Bridge</div><div>01.02.SG1</div></div><div><table><thead><tr><th colspan="2">Aggregated Business Unit instructions</th><th>Rate</th></tr></thead><tbody><tr><td>≤</td><td>10</td><td>68.00</td></tr><tr><td>11 -</td><td>25</td><td>56.00</td></tr><tr><td>&gt;</td><td>25</td><td>45.00</td></tr></tbody></table><table><thead><tr><th colspan="2">Aggregated Business Unit instructions</th><th>Rate</th></tr></thead><tbody><tr><td>≤</td><td>10</td><td>6.80</td></tr><tr><td>11 -</td><td>25</td><td>3.95</td></tr><tr><td>&gt;</td><td>25</td><td>2.80</td></tr></tbody></table></div></div>	Aggregated Business Unit instructions		Rate	≤	10	68.00	11 -	25	56.00	>	25	45.00	Aggregated Business Unit instructions		Rate	≤	10	6.80	11 -	25	3.95	>	25	2.80																											
Aggregated Business Unit instructions		Rate																																																			
≤	10	68.00																																																			
11 -	25	56.00																																																			
>	25	45.00																																																			
Aggregated Business Unit instructions		Rate																																																			
≤	10	6.80																																																			
11 -	25	3.95																																																			
>	25	2.80																																																			
Equities, warrants and funds		<div>Internal - Equities and warrants</div> <div>For the tariff applicable for the aggregated internal settlement volumes for debt instruments, equities and warrants across all countries, refer to the 'All countries' tariff sheet.</div> <div><div><div>Internal – Funds</div><div>01.01.SG5</div><div>External</div><div>01.03.SG235</div><div>Bridge</div><div>01.02.SG235</div></div><div><table><thead><tr><th colspan="2">Aggregated Business Unit instructions</th><th>Rate</th></tr></thead><tbody><tr><td>≤</td><td>10</td><td>5.65</td></tr><tr><td>11 -</td><td>25</td><td>2.80</td></tr><tr><td>26 -</td><td>100</td><td>1.70</td></tr><tr><td>100 -</td><td>250</td><td>1.15</td></tr><tr><td>&gt;</td><td>250</td><td>0.85</td></tr></tbody></table><table><thead><tr><th colspan="2">Aggregated Business Unit instructions</th><th>Rate</th></tr></thead><tbody><tr><td>≤</td><td>10</td><td>96.00</td></tr><tr><td>11 -</td><td>50</td><td>85.00</td></tr><tr><td>51 -</td><td>100</td><td>79.00</td></tr><tr><td>101 -</td><td>250</td><td>73.00</td></tr><tr><td>251 -</td><td>500</td><td>70.00</td></tr><tr><td>&gt;</td><td>500</td><td>68.00</td></tr></tbody></table><table><thead><tr><th colspan="2">Aggregated Business Unit instructions</th><th>Rate</th></tr></thead><tbody><tr><td>≤</td><td>10</td><td>6.80</td></tr><tr><td>11 -</td><td>25</td><td>3.95</td></tr><tr><td>&gt;</td><td>25</td><td>2.80</td></tr></tbody></table></div></div>	Aggregated Business Unit instructions		Rate	≤	10	5.65	11 -	25	2.80	26 -	100	1.70	100 -	250	1.15	>	250	0.85	Aggregated Business Unit instructions		Rate	≤	10	96.00	11 -	50	85.00	51 -	100	79.00	101 -	250	73.00	251 -	500	70.00	>	500	68.00	Aggregated Business Unit instructions		Rate	≤	10	6.80	11 -	25	3.95	>	25	2.80
Aggregated Business Unit instructions		Rate																																																			
≤	10	5.65																																																			
11 -	25	2.80																																																			
26 -	100	1.70																																																			
100 -	250	1.15																																																			
>	250	0.85																																																			
Aggregated Business Unit instructions		Rate																																																			
≤	10	96.00																																																			
11 -	50	85.00																																																			
51 -	100	79.00																																																			
101 -	250	73.00																																																			
251 -	500	70.00																																																			
>	500	68.00																																																			
Aggregated Business Unit instructions		Rate																																																			
≤	10	6.80																																																			
11 -	25	3.95																																																			
>	25	2.80																																																			

## Custody Marginal rates: basis points per annum

Instrument	Tariff reference	Description																																																																																
Debt instruments		For the tariff applicable, refer to the 'Asia-Pacific countries' tariff sheet.																																																																																
Equities, warrants and funds	02.06.SG235	<table><tr><th rowspan="2">Aggregated Business Unit Depot (EUR million)</th><th colspan="10">Family depot (EUR billion)</th></tr><tr><th>≤ 1</th><th>1-5</th><th>5-10</th><th>10-20</th><th>20-45</th><th>45-65</th><th>65-110</th><th>110-170</th><th>&gt;170</th></tr><tr><td>&lt; 25</td><td>8.00</td><td>7.75</td><td>7.50</td><td>7.25</td><td>7.00</td><td>6.75</td><td>6.50</td><td>6.25</td><td>6.00</td></tr><tr><td>25 - 55</td><td>7.25</td><td>7.00</td><td>6.75</td><td>6.50</td><td>6.25</td><td>6.00</td><td>5.75</td><td>5.50</td><td>5.25</td></tr><tr><td>55 - 110</td><td>6.75</td><td>6.50</td><td>6.25</td><td>6.00</td><td>5.75</td><td>5.50</td><td>5.25</td><td>5.00</td><td>4.75</td></tr><tr><td>110 - 275</td><td>6.50</td><td>6.25</td><td>6.00</td><td>5.75</td><td>5.50</td><td>5.25</td><td>5.00</td><td>4.75</td><td>4.50</td></tr><tr><td>275 - 550</td><td>6.25</td><td>6.00</td><td>5.75</td><td>5.50</td><td>5.25</td><td>5.00</td><td>4.75</td><td>4.50</td><td>4.25</td></tr><tr><td>&gt; 550</td><td>6.00</td><td>5.75</td><td>5.50</td><td>5.25</td><td>5.00</td><td>4.75</td><td>4.50</td><td>4.25</td><td>4.00</td></tr></table>	Aggregated Business Unit Depot (EUR million)	Family depot (EUR billion)										≤ 1	1-5	5-10	10-20	20-45	45-65	65-110	110-170	>170	< 25	8.00	7.75	7.50	7.25	7.00	6.75	6.50	6.25	6.00	25 - 55	7.25	7.00	6.75	6.50	6.25	6.00	5.75	5.50	5.25	55 - 110	6.75	6.50	6.25	6.00	5.75	5.50	5.25	5.00	4.75	110 - 275	6.50	6.25	6.00	5.75	5.50	5.25	5.00	4.75	4.50	275 - 550	6.25	6.00	5.75	5.50	5.25	5.00	4.75	4.50	4.25	> 550	6.00	5.75	5.50	5.25	5.00	4.75	4.50	4.25	4.00
Aggregated Business Unit Depot (EUR million)	Family depot (EUR billion)																																																																																	
	≤ 1	1-5	5-10	10-20	20-45	45-65	65-110	110-170	>170																																																																									
< 25	8.00	7.75	7.50	7.25	7.00	6.75	6.50	6.25	6.00																																																																									
25 - 55	7.25	7.00	6.75	6.50	6.25	6.00	5.75	5.50	5.25																																																																									
55 - 110	6.75	6.50	6.25	6.00	5.75	5.50	5.25	5.00	4.75																																																																									
110 - 275	6.50	6.25	6.00	5.75	5.50	5.25	5.00	4.75	4.50																																																																									
275 - 550	6.25	6.00	5.75	5.50	5.25	5.00	4.75	4.50	4.25																																																																									
> 550	6.00	5.75	5.50	5.25	5.00	4.75	4.50	4.25	4.00																																																																									

# Slovak Republic

## Settlement Marginal rates: EUR per settled instruction

Instrument	Tariff reference	Description																											
Debt instruments		<b>Internal</b> For the tariff applicable for the aggregated internal settlement volumes for debt instruments, equities and warrants across all countries, refer to the 'All countries' tariff sheet.																											
	<b>External</b> <b>01.03.SK1</b>	<b>External</b>																											
	<b>Bridge</b> <b>01.02.SK1</b>	<b>Bridge</b>																											
		<table><tr><th colspan="2">Aggregated Business Unit instructions</th><th>Rate</th></tr><tr><td>≤</td><td>25</td><td>30.15</td></tr><tr><td>26 -</td><td>50</td><td>28.15</td></tr><tr><td>51 -</td><td>100</td><td>26.15</td></tr><tr><td>&gt;</td><td>100</td><td>25.15</td></tr></table> <table><tr><th colspan="2">Aggregated Business Unit instructions</th><th>Rate</th></tr><tr><td>≤</td><td>10</td><td>6.80</td></tr><tr><td>11 -</td><td>25</td><td>3.95</td></tr><tr><td>&gt;</td><td>25</td><td>2.80</td></tr></table>	Aggregated Business Unit instructions		Rate	≤	25	30.15	26 -	50	28.15	51 -	100	26.15	>	100	25.15	Aggregated Business Unit instructions		Rate	≤	10	6.80	11 -	25	3.95	>	25	2.80
Aggregated Business Unit instructions		Rate																											
≤	25	30.15																											
26 -	50	28.15																											
51 -	100	26.15																											
>	100	25.15																											
Aggregated Business Unit instructions		Rate																											
≤	10	6.80																											
11 -	25	3.95																											
>	25	2.80																											
Equities		<b>Internal</b> For the tariff applicable for the aggregated internal settlement volumes for debt instruments, equities and warrants across all countries, refer to the 'All countries' tariff sheet.																											
	<b>External</b> <b>01.03.SK2</b>	<b>External</b>																											
	<b>Bridge</b> <b>01.02.SK2</b>	<b>Bridge</b>																											
		<table><tr><th colspan="2">Aggregated Business Unit instructions</th><th>Rate</th></tr><tr><td>≤</td><td>25</td><td>30.15</td></tr><tr><td>26 -</td><td>50</td><td>28.15</td></tr><tr><td>51 -</td><td>100</td><td>26.15</td></tr><tr><td>&gt;</td><td>100</td><td>25.15</td></tr></table> <table><tr><th colspan="2">Aggregated Business Unit instructions</th><th>Rate</th></tr><tr><td>≤</td><td>10</td><td>6.80</td></tr><tr><td>11 -</td><td>25</td><td>3.95</td></tr><tr><td>&gt;</td><td>25</td><td>2.80</td></tr></table>	Aggregated Business Unit instructions		Rate	≤	25	30.15	26 -	50	28.15	51 -	100	26.15	>	100	25.15	Aggregated Business Unit instructions		Rate	≤	10	6.80	11 -	25	3.95	>	25	2.80
Aggregated Business Unit instructions		Rate																											
≤	25	30.15																											
26 -	50	28.15																											
51 -	100	26.15																											
>	100	25.15																											
Aggregated Business Unit instructions		Rate																											
≤	10	6.80																											
11 -	25	3.95																											
>	25	2.80																											

## Custody Marginal rates: basis points per annum

Instrument	Tariff reference	Description																																																																																																
Debt instruments		For the tariff applicable for the aggregated Central and Eastern European custody volumes, refer to the 'Central and Eastern European countries' tariff sheet.																																																																																																
Equities	02.04.SK2	<table><tr><th rowspan="2">Unit Depot (EUR million)</th><th colspan="12">Family depot (EUR billion)</th></tr><tr><th>≤ 1</th><th>1-5</th><th>5-10</th><th>10-20</th><th>20-45</th><th>45-65</th><th>65-110</th><th>110-170</th><th>170-250</th><th>250-350</th><th>&gt;350</th></tr><tr><td>&lt; 50</td><td>12.00</td><td>11.80</td><td>11.40</td><td>10.00</td><td>9.60</td><td>9.40</td><td>9.20</td><td>9.00</td><td>8.80</td><td>8.60</td><td>8.40</td></tr><tr><td>50 - 100</td><td>11.90</td><td>11.70</td><td>11.20</td><td>9.80</td><td>9.40</td><td>9.20</td><td>9.00</td><td>8.80</td><td>8.60</td><td>8.40</td><td>8.20</td></tr><tr><td>100 - 250</td><td>11.80</td><td>11.60</td><td>11.00</td><td>9.60</td><td>9.20</td><td>9.00</td><td>8.80</td><td>8.60</td><td>8.40</td><td>8.20</td><td>8.00</td></tr><tr><td>250 - 500</td><td>11.60</td><td>11.40</td><td>10.80</td><td>9.40</td><td>9.00</td><td>8.80</td><td>8.60</td><td>8.40</td><td>8.20</td><td>8.00</td><td>7.80</td></tr><tr><td>500 - 1,000</td><td>11.40</td><td>11.00</td><td>10.60</td><td>9.20</td><td>8.90</td><td>8.50</td><td>8.40</td><td>8.20</td><td>8.00</td><td>7.30</td><td>7.10</td></tr><tr><td>&gt; 1,000</td><td></td><td>10.5</td><td>10.30</td><td>9.00</td><td>8.80</td><td>8.40</td><td>8.10</td><td>7.70</td><td>7.50</td><td>7.20</td><td>7.00</td></tr></table>	Unit Depot (EUR million)	Family depot (EUR billion)												≤ 1	1-5	5-10	10-20	20-45	45-65	65-110	110-170	170-250	250-350	>350	< 50	12.00	11.80	11.40	10.00	9.60	9.40	9.20	9.00	8.80	8.60	8.40	50 - 100	11.90	11.70	11.20	9.80	9.40	9.20	9.00	8.80	8.60	8.40	8.20	100 - 250	11.80	11.60	11.00	9.60	9.20	9.00	8.80	8.60	8.40	8.20	8.00	250 - 500	11.60	11.40	10.80	9.40	9.00	8.80	8.60	8.40	8.20	8.00	7.80	500 - 1,000	11.40	11.00	10.60	9.20	8.90	8.50	8.40	8.20	8.00	7.30	7.10	> 1,000		10.5	10.30	9.00	8.80	8.40	8.10	7.70	7.50	7.20	7.00
Unit Depot (EUR million)	Family depot (EUR billion)																																																																																																	
	≤ 1	1-5	5-10	10-20	20-45	45-65	65-110	110-170	170-250	250-350	>350																																																																																							
< 50	12.00	11.80	11.40	10.00	9.60	9.40	9.20	9.00	8.80	8.60	8.40																																																																																							
50 - 100	11.90	11.70	11.20	9.80	9.40	9.20	9.00	8.80	8.60	8.40	8.20																																																																																							
100 - 250	11.80	11.60	11.00	9.60	9.20	9.00	8.80	8.60	8.40	8.20	8.00																																																																																							
250 - 500	11.60	11.40	10.80	9.40	9.00	8.80	8.60	8.40	8.20	8.00	7.80																																																																																							
500 - 1,000	11.40	11.00	10.60	9.20	8.90	8.50	8.40	8.20	8.00	7.30	7.10																																																																																							
> 1,000		10.5	10.30	9.00	8.80	8.40	8.10	7.70	7.50	7.20	7.00																																																																																							

Settlement Marginal rates: EUR per settled instruction

Instrument	Tariff reference	Description																		
Debt instruments		<b>Internal</b>																		
		For the tariff applicable for the aggregated internal settlement volumes for debt instruments, equities and warrants across all countries, refer to the 'All countries' tariff sheet.																		
	<b>External</b>	<b>External</b>																		
	<b>01.03.SI1</b>																			
	<b>Bridge</b>	<b>Bridge</b>																		
	<b>01.02.SI1</b>																			
		<table><tr><th colspan="2">Aggregated Business</th><th>Rate</th></tr><tr><th colspan="2">Unit instructions</th><th></th></tr><tr><td>≤</td><td>25</td><td>30.00</td></tr><tr><td>26 -</td><td>50</td><td>28.00</td></tr><tr><td>51 -</td><td>100</td><td>26.00</td></tr><tr><td>&gt;</td><td>100</td><td>25.00</td></tr></table>	Aggregated Business		Rate	Unit instructions			≤	25	30.00	26 -	50	28.00	51 -	100	26.00	>	100	25.00
Aggregated Business		Rate																		
Unit instructions																				
≤	25	30.00																		
26 -	50	28.00																		
51 -	100	26.00																		
>	100	25.00																		
		<table><tr><th colspan="2">Aggregated Business</th><th>Rate</th></tr><tr><th colspan="2">Unit instructions</th><th></th></tr><tr><td>≤</td><td>10</td><td>6.80</td></tr><tr><td>11 -</td><td>25</td><td>3.95</td></tr><tr><td>&gt;</td><td>25</td><td>2.80</td></tr></table>	Aggregated Business		Rate	Unit instructions			≤	10	6.80	11 -	25	3.95	>	25	2.80			
Aggregated Business		Rate																		
Unit instructions																				
≤	10	6.80																		
11 -	25	3.95																		
>	25	2.80																		

Custody Marginal rates: basis points per annum

Instrument	Tariff reference	Description
Debt instruments		For the tariff applicable for the aggregated Central and Eastern European custody volumes, refer to the 'Central and Eastern European countries' tariff sheet.

# South Africa

## Settlement Marginal rates: EUR per settled instruction

Instrument	Tariff reference	Description																																	
Debt instruments		<b>Internal</b>  For the tariff applicable for the aggregated internal settlement volumes for debt instruments, equities and warrants across all countries, refer to the 'All countries' tariff sheet.																																	
	<b>External</b> <b>01.03.ZA1</b>	<b>External</b>																																	
	<b>Bridge</b> <b>01.02.ZA1</b>	<b>Bridge</b>																																	
		<table><tr><th colspan="2">Aggregated Business</th><th>Rate</th></tr><tr><th colspan="2">Unit instructions</th><th></th></tr><tr><td>≤</td><td>10</td><td>17.00</td></tr><tr><td>11 -</td><td>25</td><td>14.00</td></tr><tr><td>26 -</td><td>100</td><td>12.00</td></tr><tr><td>&gt;</td><td>100</td><td>11.50</td></tr></table> <table><tr><th colspan="2">Aggregated Business</th><th>Rate</th></tr><tr><th colspan="2">Unit instructions</th><th></th></tr><tr><td>≤</td><td>10</td><td>6.80</td></tr><tr><td>11 -</td><td>25</td><td>3.95</td></tr><tr><td>&gt;</td><td>25</td><td>2.80</td></tr></table>	Aggregated Business		Rate	Unit instructions			≤	10	17.00	11 -	25	14.00	26 -	100	12.00	>	100	11.50	Aggregated Business		Rate	Unit instructions			≤	10	6.80	11 -	25	3.95	>	25	2.80
Aggregated Business		Rate																																	
Unit instructions																																			
≤	10	17.00																																	
11 -	25	14.00																																	
26 -	100	12.00																																	
>	100	11.50																																	
Aggregated Business		Rate																																	
Unit instructions																																			
≤	10	6.80																																	
11 -	25	3.95																																	
>	25	2.80																																	

## Custody Marginal rates: basis points per annum

Instrument	Tariff reference	Description																																																																																														
Debt instruments	02.07.ZA1	<table><tr><th colspan="2" rowspan="2">Aggregated Business</th><th colspan="10">Family depot (EUR billion)</th></tr><tr><th>Unit Depot (EUR million)</th><th>≤ 1</th><th>1-5</th><th>5-10</th><th>10-20</th><th>20-45</th><th>45-65</th><th>65-110</th><th>110-170</th><th>&gt;170</th></tr><tr><td></td><td>&lt; 55</td><td>2.00</td><td>1.90</td><td>1.80</td><td>1.65</td><td>1.60</td><td>1.55</td><td>1.52</td><td>1.50</td><td>1.45</td><td></td></tr><tr><td></td><td>55 - 110</td><td>1.90</td><td>1.80</td><td>1.70</td><td>1.60</td><td>1.50</td><td>1.45</td><td>1.42</td><td>1.40</td><td>1.35</td><td></td></tr><tr><td></td><td>110 - 275</td><td>1.80</td><td>1.70</td><td>1.65</td><td>1.45</td><td>1.35</td><td>1.30</td><td>1.28</td><td>1.25</td><td>1.20</td><td></td></tr><tr><td></td><td>275 - 550</td><td>1.70</td><td>1.60</td><td>1.50</td><td>1.30</td><td>1.20</td><td>1.15</td><td>1.12</td><td>1.10</td><td>1.05</td><td></td></tr><tr><td></td><td>550 - 1,100</td><td>1.60</td><td>1.50</td><td>1.40</td><td>1.20</td><td>1.10</td><td>1.08</td><td>1.05</td><td>1.02</td><td>1.00</td><td></td></tr><tr><td></td><td>&gt; 1,100</td><td></td><td>1.35</td><td>1.30</td><td>1.10</td><td>1.08</td><td>1.05</td><td>1.03</td><td>1.00</td><td>1.00</td><td></td></tr></table>	Aggregated Business		Family depot (EUR billion)										Unit Depot (EUR million)	≤ 1	1-5	5-10	10-20	20-45	45-65	65-110	110-170	>170		< 55	2.00	1.90	1.80	1.65	1.60	1.55	1.52	1.50	1.45			55 - 110	1.90	1.80	1.70	1.60	1.50	1.45	1.42	1.40	1.35			110 - 275	1.80	1.70	1.65	1.45	1.35	1.30	1.28	1.25	1.20			275 - 550	1.70	1.60	1.50	1.30	1.20	1.15	1.12	1.10	1.05			550 - 1,100	1.60	1.50	1.40	1.20	1.10	1.08	1.05	1.02	1.00			> 1,100		1.35	1.30	1.10	1.08	1.05	1.03	1.00	1.00	
Aggregated Business		Family depot (EUR billion)																																																																																														
		Unit Depot (EUR million)	≤ 1	1-5	5-10	10-20	20-45	45-65	65-110	110-170	>170																																																																																					
	< 55	2.00	1.90	1.80	1.65	1.60	1.55	1.52	1.50	1.45																																																																																						
	55 - 110	1.90	1.80	1.70	1.60	1.50	1.45	1.42	1.40	1.35																																																																																						
	110 - 275	1.80	1.70	1.65	1.45	1.35	1.30	1.28	1.25	1.20																																																																																						
	275 - 550	1.70	1.60	1.50	1.30	1.20	1.15	1.12	1.10	1.05																																																																																						
	550 - 1,100	1.60	1.50	1.40	1.20	1.10	1.08	1.05	1.02	1.00																																																																																						
	> 1,100		1.35	1.30	1.10	1.08	1.05	1.03	1.00	1.00																																																																																						

Settlement Marginal rates: EUR per settled instruction

Instrument	Tariff reference	Description																																																									
Debt instruments		Internal																																																									
		For the tariff applicable for the aggregated internal settlement volumes for debt instruments, equities and warrants across all countries, refer to the 'All countries' tariff sheet.																																																									
	External	External		Bridge																																																							
	01.03.ES1																																																										
	Bridge																																																										
	01.02.ES1																																																										
		<table><tr><th colspan="2">Aggregated Business Unit instructions</th><th>Rate</th></tr><tr><td>≤</td><td>10</td><td>17.15</td></tr><tr><td>11 -</td><td>50</td><td>14.15</td></tr><tr><td>51 -</td><td>100</td><td>12.15</td></tr><tr><td>101 -</td><td>250</td><td>11.65</td></tr><tr><td>&gt;</td><td>250</td><td>10.15</td></tr></table>	Aggregated Business Unit instructions		Rate	≤	10	17.15	11 -	50	14.15	51 -	100	12.15	101 -	250	11.65	>	250	10.15		<table><tr><th colspan="2">Aggregated Business Unit instructions</th><th>Rate</th></tr><tr><td>≤</td><td>50</td><td>3.40</td></tr><tr><td>51 -</td><td>100</td><td>2.25</td></tr><tr><td>101 -</td><td>1,000</td><td>1.25</td></tr><tr><td>&gt;</td><td>1,000</td><td>1.20</td></tr></table>	Aggregated Business Unit instructions		Rate	≤	50	3.40	51 -	100	2.25	101 -	1,000	1.25	>	1,000	1.20																						
Aggregated Business Unit instructions		Rate																																																									
≤	10	17.15																																																									
11 -	50	14.15																																																									
51 -	100	12.15																																																									
101 -	250	11.65																																																									
>	250	10.15																																																									
Aggregated Business Unit instructions		Rate																																																									
≤	50	3.40																																																									
51 -	100	2.25																																																									
101 -	1,000	1.25																																																									
>	1,000	1.20																																																									
Equities, warrants and funds		Internal																																																									
		For the tariff applicable for the aggregated internal settlement volumes for debt instruments, equities and warrants across all countries, refer to the 'All countries' tariff sheet.																																																									
	Internal – Funds	Internal – Funds		External																																																							
	01.01.ES5																																																										
	External																																																										
	01.03.ES235																																																										
	Bridge																																																										
	01.02.ES235																																																										
		<table><tr><th colspan="2">Aggregated Business Unit instructions</th><th>Rate</th></tr><tr><td>≤</td><td>50</td><td>2.80</td></tr><tr><td>51 -</td><td>100</td><td>1.70</td></tr><tr><td>101 -</td><td>250</td><td>0.73</td></tr><tr><td>251 -</td><td>1,000</td><td>0.68</td></tr><tr><td>&gt;</td><td>1,000</td><td>0.62</td></tr></table>	Aggregated Business Unit instructions		Rate	≤	50	2.80	51 -	100	1.70	101 -	250	0.73	251 -	1,000	0.68	>	1,000	0.62		<table><tr><th colspan="2">Aggregated Business Unit instructions</th><th>Rate</th></tr><tr><td>≤</td><td>10</td><td>34.15</td></tr><tr><td>11 -</td><td>50</td><td>29.15</td></tr><tr><td>51 -</td><td>100</td><td>28.15</td></tr><tr><td>101 -</td><td>250</td><td>27.15</td></tr><tr><td>251 -</td><td>500</td><td>26.15</td></tr><tr><td>&gt;</td><td>500</td><td>25.15</td></tr></table>	Aggregated Business Unit instructions		Rate	≤	10	34.15	11 -	50	29.15	51 -	100	28.15	101 -	250	27.15	251 -	500	26.15	>	500	25.15	<table><tr><th colspan="2">Aggregated Business Unit instructions</th><th>Rate</th></tr><tr><td>≤</td><td>50</td><td>3.40</td></tr><tr><td>51 -</td><td>100</td><td>2.25</td></tr><tr><td>101 -</td><td>1,000</td><td>1.25</td></tr><tr><td>&gt;</td><td>1,000</td><td>1.20</td></tr></table>	Aggregated Business Unit instructions		Rate	≤	50	3.40	51 -	100	2.25	101 -	1,000	1.25	>	1,000	1.20
Aggregated Business Unit instructions		Rate																																																									
≤	50	2.80																																																									
51 -	100	1.70																																																									
101 -	250	0.73																																																									
251 -	1,000	0.68																																																									
>	1,000	0.62																																																									
Aggregated Business Unit instructions		Rate																																																									
≤	10	34.15																																																									
11 -	50	29.15																																																									
51 -	100	28.15																																																									
101 -	250	27.15																																																									
251 -	500	26.15																																																									
>	500	25.15																																																									
Aggregated Business Unit instructions		Rate																																																									
≤	50	3.40																																																									
51 -	100	2.25																																																									
101 -	1,000	1.25																																																									
>	1,000	1.20																																																									

## Custody Marginal rates: basis points per annum

Instrument	Tariff reference	Description																																																																																																			
Debt instruments		For the tariff applicable for the aggregated European zone custody volumes, refer to the 'European zone countries' tariff sheet.																																																																																																			
Equities, warrants and funds	02.02.ES235	<table><tr><th colspan="2">Aggregated Business</th><th colspan="9">Family depot (EUR billion)</th></tr><tr><th colspan="2">Unit Depot (EUR million)</th><th>≤ 1</th><th>1-5</th><th>5-10</th><th>10-20</th><th>20-45</th><th>45-65</th><th>65-110</th><th>110-170</th><th>&gt;170</th></tr><tr><td>&lt;</td><td>25</td><td>2.80</td><td>2.70</td><td>2.60</td><td>2.50</td><td>2.40</td><td>2.30</td><td>2.20</td><td>2.10</td><td>2.00</td></tr><tr><td>25 -</td><td>55</td><td>2.50</td><td>2.40</td><td>2.30</td><td>2.20</td><td>2.10</td><td>2.00</td><td>1.90</td><td>1.80</td><td>1.70</td></tr><tr><td>55 -</td><td>110</td><td>2.20</td><td>2.10</td><td>2.00</td><td>1.90</td><td>1.80</td><td>1.70</td><td>1.60</td><td>1.55</td><td>1.50</td></tr><tr><td>110 -</td><td>275</td><td>1.90</td><td>1.80</td><td>1.75</td><td>1.70</td><td>1.65</td><td>1.60</td><td>1.55</td><td>1.50</td><td>1.45</td></tr><tr><td>275 -</td><td>550</td><td>1.80</td><td>1.75</td><td>1.70</td><td>1.65</td><td>1.60</td><td>1.55</td><td>1.50</td><td>1.45</td><td>1.40</td></tr><tr><td>550 -</td><td>1,100</td><td>1.75</td><td>1.70</td><td>1.65</td><td>1.60</td><td>1.55</td><td>1.50</td><td>1.45</td><td>1.40</td><td>1.35</td></tr><tr><td>&gt;</td><td>1,100</td><td></td><td>1.65</td><td>1.60</td><td>1.55</td><td>1.50</td><td>1.45</td><td>1.40</td><td>1.35</td><td>1.30</td></tr></table>	Aggregated Business		Family depot (EUR billion)									Unit Depot (EUR million)		≤ 1	1-5	5-10	10-20	20-45	45-65	65-110	110-170	>170	<	25	2.80	2.70	2.60	2.50	2.40	2.30	2.20	2.10	2.00	25 -	55	2.50	2.40	2.30	2.20	2.10	2.00	1.90	1.80	1.70	55 -	110	2.20	2.10	2.00	1.90	1.80	1.70	1.60	1.55	1.50	110 -	275	1.90	1.80	1.75	1.70	1.65	1.60	1.55	1.50	1.45	275 -	550	1.80	1.75	1.70	1.65	1.60	1.55	1.50	1.45	1.40	550 -	1,100	1.75	1.70	1.65	1.60	1.55	1.50	1.45	1.40	1.35	>	1,100		1.65	1.60	1.55	1.50	1.45	1.40	1.35	1.30
Aggregated Business		Family depot (EUR billion)																																																																																																			
Unit Depot (EUR million)		≤ 1	1-5	5-10	10-20	20-45	45-65	65-110	110-170	>170																																																																																											
<	25	2.80	2.70	2.60	2.50	2.40	2.30	2.20	2.10	2.00																																																																																											
25 -	55	2.50	2.40	2.30	2.20	2.10	2.00	1.90	1.80	1.70																																																																																											
55 -	110	2.20	2.10	2.00	1.90	1.80	1.70	1.60	1.55	1.50																																																																																											
110 -	275	1.90	1.80	1.75	1.70	1.65	1.60	1.55	1.50	1.45																																																																																											
275 -	550	1.80	1.75	1.70	1.65	1.60	1.55	1.50	1.45	1.40																																																																																											
550 -	1,100	1.75	1.70	1.65	1.60	1.55	1.50	1.45	1.40	1.35																																																																																											
>	1,100		1.65	1.60	1.55	1.50	1.45	1.40	1.35	1.30																																																																																											

## Other fees

Service	Tariff reference	Description
Out-of-pocket expenses		<ul style="list-style-type: none"> <li>Re-registration process for listed equities and corporate bonds..... Charged at cost</li> <li>Other out-of-pocket fees related to FTT processing..... Re-charged at cost</li> </ul>
	10.01.ES01 10.01.ES03 10.01.ES04	
		Withholding tax
	10.01.ES02	<ul style="list-style-type: none"> <li>At source for Spanish Domestic Debt..... 20.00 per payment</li> </ul>
Custody operations		Financial transaction tax
	03.02.20	<ul style="list-style-type: none"> <li>FTT Declaration input..... 185.00 <sup>(1)</sup></li> </ul>
	03.04.10	<ul style="list-style-type: none"> <li>Surcharge for late FTT Declarations..... 100.00</li> </ul>
		<sup>(1)</sup> The amount of EUR 185 includes Iberclear fees and Agent charges

Settlement Marginal rates: EUR per settled instruction

Instrument	Tariff reference	Description																								
Debt instruments		<div>Internal</div> <div>For the tariff applicable for the aggregated internal settlement volumes for debt instruments, equities and warrants across all countries, refer to the 'All countries' tariff sheet.</div> <div><div>External</div><div>01.03.SE1</div><div>Bridge</div><div>01.02.SE1</div></div> <div><div>External</div><table><tr><th>Aggregated Business Unit instructions</th><th>Rate</th></tr><tr><td>≤ 10</td><td>17.00</td></tr><tr><td>11 - 25</td><td>14.00</td></tr><tr><td>26 - 100</td><td>12.00</td></tr><tr><td>101 - 250</td><td>11.50</td></tr><tr><td>&gt; 250</td><td>10.00</td></tr></table></div> <div><div>Bridge</div><table><tr><th>Aggregated Business Unit instructions</th><th>Rate</th></tr><tr><td>≤ 50</td><td>3.40</td></tr><tr><td>51 - 100</td><td>2.25</td></tr><tr><td>101 - 1,000</td><td>1.25</td></tr><tr><td>&gt; 1,000</td><td>1.20</td></tr></table></div>	Aggregated Business Unit instructions	Rate	≤ 10	17.00	11 - 25	14.00	26 - 100	12.00	101 - 250	11.50	> 250	10.00	Aggregated Business Unit instructions	Rate	≤ 50	3.40	51 - 100	2.25	101 - 1,000	1.25	> 1,000	1.20		
Aggregated Business Unit instructions	Rate																									
≤ 10	17.00																									
11 - 25	14.00																									
26 - 100	12.00																									
101 - 250	11.50																									
> 250	10.00																									
Aggregated Business Unit instructions	Rate																									
≤ 50	3.40																									
51 - 100	2.25																									
101 - 1,000	1.25																									
> 1,000	1.20																									
Equities, depositary receipts and warrants		<div>Internal – Equities and warrants</div> <div>For the tariff applicable for the aggregated internal settlement volumes for debt instruments, equities and warrants across all countries, refer to the 'All countries' tariff sheet.</div> <div><div>Internal – Depositary receipts</div><div>For the tariff applicable for the aggregated internal settlement volumes for depositary receipts across all countries, refer to the 'All countries' tariff sheet.</div><div><div>External</div><div>01.03.SE234</div><div>Bridge</div><div>01.02.SE234</div></div><div><div>External</div><table><tr><th>Aggregated Business Unit instructions</th><th>Rate</th></tr><tr><td>≤ 10</td><td>34.00</td></tr><tr><td>11 - 50</td><td>29.00</td></tr><tr><td>51 - 100</td><td>28.00</td></tr><tr><td>101 - 250</td><td>27.00</td></tr><tr><td>251 - 500</td><td>26.00</td></tr><tr><td>&gt; 500</td><td>25.00</td></tr></table></div><div><div>Bridge</div><table><tr><th>Aggregated Business Unit instructions</th><th>Rate</th></tr><tr><td>≤ 50</td><td>3.40</td></tr><tr><td>51 - 100</td><td>2.25</td></tr><tr><td>101 - 1,000</td><td>1.25</td></tr><tr><td>&gt; 1,000</td><td>1.20</td></tr></table></div></div>	Aggregated Business Unit instructions	Rate	≤ 10	34.00	11 - 50	29.00	51 - 100	28.00	101 - 250	27.00	251 - 500	26.00	> 500	25.00	Aggregated Business Unit instructions	Rate	≤ 50	3.40	51 - 100	2.25	101 - 1,000	1.25	> 1,000	1.20
Aggregated Business Unit instructions	Rate																									
≤ 10	34.00																									
11 - 50	29.00																									
51 - 100	28.00																									
101 - 250	27.00																									
251 - 500	26.00																									
> 500	25.00																									
Aggregated Business Unit instructions	Rate																									
≤ 50	3.40																									
51 - 100	2.25																									
101 - 1,000	1.25																									
> 1,000	1.20																									

Custody Marginal rates: basis points per annum

Instrument	Tariff reference	Description																																																																																																																																																								
Debt instruments	02.07.SE1	<table><tr><th rowspan="2">Unit Depot (EUR million)</th><th colspan="16">Family depot (EUR billion)</th></tr><tr><th>≤ 1</th><th>1-5</th><th>5-10</th><th>10-20</th><th>20-45</th><th>45-65</th><th>65-110</th><th>110-170</th><th>170-250</th><th>250-350</th><th>350-450</th><th>450-600</th><th>600-750</th><th>750-900</th><th>900-1200</th><th>&gt;1200</th></tr><tr><td>&lt; 100</td><td>1.60</td><td>1.40</td><td>1.35</td><td>1.25</td><td>1.20</td><td>1.18</td><td>1.15</td><td>1.12</td><td>1.10</td><td>1.08</td><td>1.06</td><td>1.04</td><td>1.02</td><td>1.00</td><td>0.98</td><td>0.96</td></tr><tr><td>100 - 500</td><td>1.30</td><td>1.20</td><td>1.10</td><td>1.00</td><td>0.95</td><td>0.92</td><td>0.90</td><td>0.88</td><td>0.85</td><td>0.83</td><td>0.81</td><td>0.79</td><td>0.77</td><td>0.75</td><td>0.73</td><td>0.71</td></tr><tr><td>500 - 1,000</td><td>1.15</td><td>1.10</td><td>1.05</td><td>0.95</td><td>0.90</td><td>0.85</td><td>0.82</td><td>0.80</td><td>0.78</td><td>0.76</td><td>0.74</td><td>0.72</td><td>0.70</td><td>0.68</td><td>0.66</td><td>0.64</td></tr><tr><td>1,000 - 2,500</td><td></td><td>1.05</td><td>1.00</td><td>0.90</td><td>0.85</td><td>0.82</td><td>0.80</td><td>0.78</td><td>0.75</td><td>0.73</td><td>0.71</td><td>0.69</td><td>0.67</td><td>0.65</td><td>0.63</td><td>0.61</td></tr><tr><td>2,500 - 5,000</td><td></td><td>1.00</td><td>0.95</td><td>0.85</td><td>0.80</td><td>0.78</td><td>0.77</td><td>0.75</td><td>0.70</td><td>0.68</td><td>0.66</td><td>0.64</td><td>0.62</td><td>0.60</td><td>0.58</td><td>0.56</td></tr><tr><td>5,000 - 10,000</td><td></td><td></td><td>0.90</td><td>0.80</td><td>0.75</td><td>0.72</td><td>0.71</td><td>0.70</td><td>0.68</td><td>0.66</td><td>0.64</td><td>0.62</td><td>0.60</td><td>0.58</td><td>0.56</td><td>0.54</td></tr><tr><td>&gt; 10,000</td><td></td><td></td><td></td><td>0.77</td><td>0.73</td><td>0.70</td><td>0.68</td><td>0.66</td><td>0.65</td><td>0.63</td><td>0.61</td><td>0.59</td><td>0.57</td><td>0.55</td><td>0.53</td><td>0.51</td></tr></table>	Unit Depot (EUR million)	Family depot (EUR billion)																≤ 1	1-5	5-10	10-20	20-45	45-65	65-110	110-170	170-250	250-350	350-450	450-600	600-750	750-900	900-1200	>1200	< 100	1.60	1.40	1.35	1.25	1.20	1.18	1.15	1.12	1.10	1.08	1.06	1.04	1.02	1.00	0.98	0.96	100 - 500	1.30	1.20	1.10	1.00	0.95	0.92	0.90	0.88	0.85	0.83	0.81	0.79	0.77	0.75	0.73	0.71	500 - 1,000	1.15	1.10	1.05	0.95	0.90	0.85	0.82	0.80	0.78	0.76	0.74	0.72	0.70	0.68	0.66	0.64	1,000 - 2,500		1.05	1.00	0.90	0.85	0.82	0.80	0.78	0.75	0.73	0.71	0.69	0.67	0.65	0.63	0.61	2,500 - 5,000		1.00	0.95	0.85	0.80	0.78	0.77	0.75	0.70	0.68	0.66	0.64	0.62	0.60	0.58	0.56	5,000 - 10,000			0.90	0.80	0.75	0.72	0.71	0.70	0.68	0.66	0.64	0.62	0.60	0.58	0.56	0.54	> 10,000				0.77	0.73	0.70	0.68	0.66	0.65	0.63	0.61	0.59	0.57	0.55	0.53	0.51
		Unit Depot (EUR million)		Family depot (EUR billion)																																																																																																																																																						
			≤ 1	1-5	5-10	10-20	20-45	45-65	65-110	110-170	170-250	250-350	350-450	450-600	600-750	750-900	900-1200	>1200																																																																																																																																								
		< 100	1.60	1.40	1.35	1.25	1.20	1.18	1.15	1.12	1.10	1.08	1.06	1.04	1.02	1.00	0.98	0.96																																																																																																																																								
		100 - 500	1.30	1.20	1.10	1.00	0.95	0.92	0.90	0.88	0.85	0.83	0.81	0.79	0.77	0.75	0.73	0.71																																																																																																																																								
		500 - 1,000	1.15	1.10	1.05	0.95	0.90	0.85	0.82	0.80	0.78	0.76	0.74	0.72	0.70	0.68	0.66	0.64																																																																																																																																								
		1,000 - 2,500		1.05	1.00	0.90	0.85	0.82	0.80	0.78	0.75	0.73	0.71	0.69	0.67	0.65	0.63	0.61																																																																																																																																								
		2,500 - 5,000		1.00	0.95	0.85	0.80	0.78	0.77	0.75	0.70	0.68	0.66	0.64	0.62	0.60	0.58	0.56																																																																																																																																								
		5,000 - 10,000			0.90	0.80	0.75	0.72	0.71	0.70	0.68	0.66	0.64	0.62	0.60	0.58	0.56	0.54																																																																																																																																								
		> 10,000				0.77	0.73	0.70	0.68	0.66	0.65	0.63	0.61	0.59	0.57	0.55	0.53	0.51																																																																																																																																								
Equities, depositary receipts and warrants	02.07.SE2345	<table><tr><th rowspan="2">Unit Depot (EUR million)</th><th colspan="9">Family depot (EUR billion)</th></tr><tr><th>≤ 1</th><th>1-5</th><th>5-10</th><th>10-20</th><th>20-45</th><th>45-65</th><th>65-110</th><th>110-170</th><th>&gt;170</th></tr><tr><td>&lt; 25</td><td>2.80</td><td>2.70</td><td>2.60</td><td>2.50</td><td>2.40</td><td>2.30</td><td>2.20</td><td>2.10</td><td>2.00</td></tr><tr><td>25 - 55</td><td>2.50</td><td>2.40</td><td>2.30</td><td>2.20</td><td>2.10</td><td>2.00</td><td>1.90</td><td>1.80</td><td>1.70</td></tr><tr><td>55 - 110</td><td>2.20</td><td>2.10</td><td>2.00</td><td>1.90</td><td>1.80</td><td>1.70</td><td>1.60</td><td>1.55</td><td>1.50</td></tr><tr><td>110 - 275</td><td>1.90</td><td>1.80</td><td>1.75</td><td>1.70</td><td>1.65</td><td>1.60</td><td>1.55</td><td>1.50</td><td>1.45</td></tr><tr><td>275 - 550</td><td>1.80</td><td>1.75</td><td>1.70</td><td>1.65</td><td>1.60</td><td>1.55</td><td>1.50</td><td>1.45</td><td>1.40</td></tr><tr><td>550 - 1,100</td><td>1.75</td><td>1.70</td><td>1.65</td><td>1.60</td><td>1.55</td><td>1.50</td><td>1.45</td><td>1.40</td><td>1.35</td></tr><tr><td>&gt; 1,100</td><td></td><td>1.65</td><td>1.60</td><td>1.55</td><td>1.50</td><td>1.45</td><td>1.40</td><td>1.35</td><td>1.30</td></tr></table>	Unit Depot (EUR million)	Family depot (EUR billion)									≤ 1	1-5	5-10	10-20	20-45	45-65	65-110	110-170	>170	< 25	2.80	2.70	2.60	2.50	2.40	2.30	2.20	2.10	2.00	25 - 55	2.50	2.40	2.30	2.20	2.10	2.00	1.90	1.80	1.70	55 - 110	2.20	2.10	2.00	1.90	1.80	1.70	1.60	1.55	1.50	110 - 275	1.90	1.80	1.75	1.70	1.65	1.60	1.55	1.50	1.45	275 - 550	1.80	1.75	1.70	1.65	1.60	1.55	1.50	1.45	1.40	550 - 1,100	1.75	1.70	1.65	1.60	1.55	1.50	1.45	1.40	1.35	> 1,100		1.65	1.60	1.55	1.50	1.45	1.40	1.35	1.30																																																															
		Unit Depot (EUR million)		Family depot (EUR billion)																																																																																																																																																						
			≤ 1	1-5	5-10	10-20	20-45	45-65	65-110	110-170	>170																																																																																																																																															
		< 25	2.80	2.70	2.60	2.50	2.40	2.30	2.20	2.10	2.00																																																																																																																																															
		25 - 55	2.50	2.40	2.30	2.20	2.10	2.00	1.90	1.80	1.70																																																																																																																																															
		55 - 110	2.20	2.10	2.00	1.90	1.80	1.70	1.60	1.55	1.50																																																																																																																																															
		110 - 275	1.90	1.80	1.75	1.70	1.65	1.60	1.55	1.50	1.45																																																																																																																																															
		275 - 550	1.80	1.75	1.70	1.65	1.60	1.55	1.50	1.45	1.40																																																																																																																																															
		550 - 1,100	1.75	1.70	1.65	1.60	1.55	1.50	1.45	1.40	1.35																																																																																																																																															
		> 1,100		1.65	1.60	1.55	1.50	1.45	1.40	1.35	1.30																																																																																																																																															
Other fees																																																																																																																																																										
Service	Tariff reference	Description																																																																																																																																																								
Custody operations	03.01.03	Meeting / Consent – voting..... 85.00																																																																																																																																																								

# Switzerland

## Settlement Marginal rates: EUR per settled instruction

Instrument	Tariff reference	Description																																																															
Debt instruments																																																																	
		<b>Internal</b> For the tariff applicable for the aggregated internal settlement volumes for debt instruments, equities and warrants across all countries, refer to the 'All countries' tariff sheet.																																																															
	<b>External</b> <b>01.03.CH1</b>  <b>Bridge</b> <b>01.02.CH1</b>	<table><tr><td colspan="3"><b>External</b></td><td colspan="3"><b>Bridge</b></td></tr><tr><td colspan="2">Aggregated Business Unit instructions</td><td>Rate</td><td colspan="2">Aggregated Business Unit instructions</td><td>Rate</td></tr><tr><td>≤</td><td>10</td><td>17.00</td><td>≤</td><td>50</td><td>3.40</td></tr><tr><td>11 -</td><td>25</td><td>14.00</td><td>51 -</td><td>100</td><td>2.25</td></tr><tr><td>26 -</td><td>100</td><td>12.00</td><td>101 -</td><td>1,000</td><td>1.25</td></tr><tr><td>101 -</td><td>250</td><td>11.50</td><td>&gt;</td><td>1,000</td><td>1.20</td></tr><tr><td>&gt;</td><td>250</td><td>10.00</td><td></td><td></td><td></td></tr></table>	<b>External</b>			<b>Bridge</b>			Aggregated Business Unit instructions		Rate	Aggregated Business Unit instructions		Rate	≤	10	17.00	≤	50	3.40	11 -	25	14.00	51 -	100	2.25	26 -	100	12.00	101 -	1,000	1.25	101 -	250	11.50	>	1,000	1.20	>	250	10.00																								
<b>External</b>			<b>Bridge</b>																																																														
Aggregated Business Unit instructions		Rate	Aggregated Business Unit instructions		Rate																																																												
≤	10	17.00	≤	50	3.40																																																												
11 -	25	14.00	51 -	100	2.25																																																												
26 -	100	12.00	101 -	1,000	1.25																																																												
101 -	250	11.50	>	1,000	1.20																																																												
>	250	10.00																																																															
Equities and funds																																																																	
		<b>Internal – Equities</b> For the tariff applicable for the aggregated internal settlement volumes for debt instruments, equities and warrants across all countries, refer to the 'All countries' tariff sheet.																																																															
	<b>Internal – Funds</b> <b>01.01.CH5</b>  <b>External</b> <b>01.03.CH25</b>  <b>Bridge</b> <b>01.02.CH25</b>	<table><tr><td colspan="3"><b>Internal – Funds</b></td><td colspan="3"><b>External</b></td><td colspan="3"><b>Bridge</b></td></tr><tr><td colspan="2">Aggregated Business Unit instructions</td><td>Rate</td><td colspan="2">Aggregated Business Unit instructions</td><td>Rate</td><td colspan="2">Aggregated Business Unit instructions</td><td>Rate</td></tr><tr><td>≤</td><td>50</td><td>2.80</td><td>≤</td><td>200</td><td>11.50</td><td>≤</td><td>50</td><td>3.40</td></tr><tr><td>51 -</td><td>100</td><td>1.70</td><td>201 -</td><td>1,000</td><td>9.00</td><td>51 -</td><td>100</td><td>2.25</td></tr><tr><td>101 -</td><td>250</td><td>0.73</td><td>1,001 -</td><td>2,000</td><td>8.00</td><td>101 -</td><td>1,000</td><td>1.25</td></tr><tr><td>251 -</td><td>1,000</td><td>0.68</td><td>2,001 -</td><td>5,000</td><td>6.80</td><td>&gt;</td><td>1,000</td><td>1.20</td></tr><tr><td>&gt;</td><td>1,000</td><td>0.62</td><td>&gt;</td><td>5,000</td><td>6.20</td><td></td><td></td><td></td></tr></table>	<b>Internal – Funds</b>			<b>External</b>			<b>Bridge</b>			Aggregated Business Unit instructions		Rate	Aggregated Business Unit instructions		Rate	Aggregated Business Unit instructions		Rate	≤	50	2.80	≤	200	11.50	≤	50	3.40	51 -	100	1.70	201 -	1,000	9.00	51 -	100	2.25	101 -	250	0.73	1,001 -	2,000	8.00	101 -	1,000	1.25	251 -	1,000	0.68	2,001 -	5,000	6.80	>	1,000	1.20	>	1,000	0.62	>	5,000	6.20			
<b>Internal – Funds</b>			<b>External</b>			<b>Bridge</b>																																																											
Aggregated Business Unit instructions		Rate	Aggregated Business Unit instructions		Rate	Aggregated Business Unit instructions		Rate																																																									
≤	50	2.80	≤	200	11.50	≤	50	3.40																																																									
51 -	100	1.70	201 -	1,000	9.00	51 -	100	2.25																																																									
101 -	250	0.73	1,001 -	2,000	8.00	101 -	1,000	1.25																																																									
251 -	1,000	0.68	2,001 -	5,000	6.80	>	1,000	1.20																																																									
>	1,000	0.62	>	5,000	6.20																																																												
Warrants																																																																	
		<b>Internal</b> For the tariff applicable for the aggregated internal settlement volumes for debt instruments, equities and warrants across all countries, refer to the 'All countries' tariff sheet.																																																															
	<b>External</b> <b>01.03.CH3</b>  <b>Bridge</b> <b>01.02.CH3</b>	<table><tr><td colspan="3"><b>External</b></td><td colspan="3"><b>Bridge</b></td></tr><tr><td colspan="2">Aggregated Business Unit instructions</td><td>Rate</td><td colspan="2">Aggregated Business Unit instructions</td><td>Rate</td></tr><tr><td>≤</td><td>10</td><td>42.00</td><td>≤</td><td>10</td><td>6.80</td></tr><tr><td>11 -</td><td>50</td><td>40.00</td><td>11 -</td><td>50</td><td>5.65</td></tr><tr><td>51 -</td><td>100</td><td>36.00</td><td>51 -</td><td>100</td><td>5.10</td></tr><tr><td>&gt;</td><td>100</td><td>34.00</td><td>&gt;</td><td>100</td><td>4.50</td></tr></table>	<b>External</b>			<b>Bridge</b>			Aggregated Business Unit instructions		Rate	Aggregated Business Unit instructions		Rate	≤	10	42.00	≤	10	6.80	11 -	50	40.00	11 -	50	5.65	51 -	100	36.00	51 -	100	5.10	>	100	34.00	>	100	4.50																											
<b>External</b>			<b>Bridge</b>																																																														
Aggregated Business Unit instructions		Rate	Aggregated Business Unit instructions		Rate																																																												
≤	10	42.00	≤	10	6.80																																																												
11 -	50	40.00	11 -	50	5.65																																																												
51 -	100	36.00	51 -	100	5.10																																																												
>	100	34.00	>	100	4.50																																																												

Custody Marginal rates: basis points per annum

Instrument	Tariff reference	Description																																																																																																			
Debt instruments		For the tariff applicable for the aggregated European zone custody volumes, refer to the ‘European zone countries’ tariff sheet.																																																																																																			
Equities and funds	02.02.CH25	<table><tr><th colspan="2">Aggregated Business</th><th colspan="9">Family depot (EUR billion)</th></tr><tr><th colspan="2">Unit Depot (EUR million)</th><th>≤ 1</th><th>1-5</th><th>5-10</th><th>10-20</th><th>20-45</th><th>45-65</th><th>65-110</th><th>110-170</th><th>&gt;170</th></tr><tr><td>&lt;</td><td>25</td><td>2.80</td><td>2.70</td><td>2.60</td><td>2.50</td><td>2.40</td><td>2.30</td><td>2.20</td><td>2.10</td><td>2.00</td></tr><tr><td>25 -</td><td>55</td><td>2.50</td><td>2.40</td><td>2.30</td><td>2.20</td><td>2.10</td><td>2.00</td><td>1.90</td><td>1.80</td><td>1.70</td></tr><tr><td>55 -</td><td>110</td><td>2.20</td><td>2.10</td><td>2.00</td><td>1.90</td><td>1.80</td><td>1.70</td><td>1.60</td><td>1.55</td><td>1.50</td></tr><tr><td>110 -</td><td>275</td><td>1.90</td><td>1.80</td><td>1.75</td><td>1.70</td><td>1.65</td><td>1.60</td><td>1.55</td><td>1.50</td><td>1.45</td></tr><tr><td>275 -</td><td>550</td><td>1.80</td><td>1.75</td><td>1.70</td><td>1.65</td><td>1.60</td><td>1.55</td><td>1.50</td><td>1.45</td><td>1.40</td></tr><tr><td>550 -</td><td>1,100</td><td>1.75</td><td>1.70</td><td>1.65</td><td>1.60</td><td>1.55</td><td>1.50</td><td>1.45</td><td>1.40</td><td>1.35</td></tr><tr><td>&gt;</td><td>1,100</td><td></td><td>1.65</td><td>1.60</td><td>1.55</td><td>1.50</td><td>1.45</td><td>1.40</td><td>1.35</td><td>1.30</td></tr></table>	Aggregated Business		Family depot (EUR billion)									Unit Depot (EUR million)		≤ 1	1-5	5-10	10-20	20-45	45-65	65-110	110-170	>170	<	25	2.80	2.70	2.60	2.50	2.40	2.30	2.20	2.10	2.00	25 -	55	2.50	2.40	2.30	2.20	2.10	2.00	1.90	1.80	1.70	55 -	110	2.20	2.10	2.00	1.90	1.80	1.70	1.60	1.55	1.50	110 -	275	1.90	1.80	1.75	1.70	1.65	1.60	1.55	1.50	1.45	275 -	550	1.80	1.75	1.70	1.65	1.60	1.55	1.50	1.45	1.40	550 -	1,100	1.75	1.70	1.65	1.60	1.55	1.50	1.45	1.40	1.35	>	1,100		1.65	1.60	1.55	1.50	1.45	1.40	1.35	1.30
Aggregated Business		Family depot (EUR billion)																																																																																																			
Unit Depot (EUR million)		≤ 1	1-5	5-10	10-20	20-45	45-65	65-110	110-170	>170																																																																																											
<	25	2.80	2.70	2.60	2.50	2.40	2.30	2.20	2.10	2.00																																																																																											
25 -	55	2.50	2.40	2.30	2.20	2.10	2.00	1.90	1.80	1.70																																																																																											
55 -	110	2.20	2.10	2.00	1.90	1.80	1.70	1.60	1.55	1.50																																																																																											
110 -	275	1.90	1.80	1.75	1.70	1.65	1.60	1.55	1.50	1.45																																																																																											
275 -	550	1.80	1.75	1.70	1.65	1.60	1.55	1.50	1.45	1.40																																																																																											
550 -	1,100	1.75	1.70	1.65	1.60	1.55	1.50	1.45	1.40	1.35																																																																																											
>	1,100		1.65	1.60	1.55	1.50	1.45	1.40	1.35	1.30																																																																																											
Warrants	02.02.CH3	<table><tr><th colspan="2">Aggregated Business</th><th colspan="9">Family depot (EUR billion)</th></tr><tr><th colspan="2">Unit Depot (EUR million)</th><th>≤ 1</th><th>1-5</th><th>5-10</th><th>10-20</th><th>20-45</th><th>45-65</th><th>65-110</th><th>110-170</th><th>&gt;170</th></tr><tr><td>&lt;</td><td>110</td><td>1.30</td><td>1.25</td><td>1.20</td><td>1.17</td><td>1.15</td><td>1.12</td><td>1.10</td><td>1.07</td><td>1.05</td></tr><tr><td>110 -</td><td>275</td><td>1.10</td><td>1.05</td><td>1.00</td><td>0.97</td><td>0.95</td><td>0.92</td><td>0.90</td><td>0.87</td><td>0.85</td></tr><tr><td>275 -</td><td>1,100</td><td>1.05</td><td>0.95</td><td>0.90</td><td>0.87</td><td>0.85</td><td>0.82</td><td>0.80</td><td>0.77</td><td>0.75</td></tr><tr><td>&gt;</td><td>1,100</td><td></td><td>0.50</td><td>0.50</td><td>0.50</td><td>0.50</td><td>0.50</td><td>0.50</td><td>0.50</td><td>0.50</td></tr></table>	Aggregated Business		Family depot (EUR billion)									Unit Depot (EUR million)		≤ 1	1-5	5-10	10-20	20-45	45-65	65-110	110-170	>170	<	110	1.30	1.25	1.20	1.17	1.15	1.12	1.10	1.07	1.05	110 -	275	1.10	1.05	1.00	0.97	0.95	0.92	0.90	0.87	0.85	275 -	1,100	1.05	0.95	0.90	0.87	0.85	0.82	0.80	0.77	0.75	>	1,100		0.50	0.50	0.50	0.50	0.50	0.50	0.50	0.50																																	
Aggregated Business		Family depot (EUR billion)																																																																																																			
Unit Depot (EUR million)		≤ 1	1-5	5-10	10-20	20-45	45-65	65-110	110-170	>170																																																																																											
<	110	1.30	1.25	1.20	1.17	1.15	1.12	1.10	1.07	1.05																																																																																											
110 -	275	1.10	1.05	1.00	0.97	0.95	0.92	0.90	0.87	0.85																																																																																											
275 -	1,100	1.05	0.95	0.90	0.87	0.85	0.82	0.80	0.77	0.75																																																																																											
>	1,100		0.50	0.50	0.50	0.50	0.50	0.50	0.50	0.50																																																																																											

# Taiwan

## Settlement Marginal rates: EUR per settled instruction

Instrument	Tariff reference	Description														
Debt instruments		<b>Internal</b>  For the tariff applicable for the aggregated internal settlement volumes for debt instruments, equities and warrants across all countries, refer to the 'All countries' tariff sheet.														
	01.03.TW1	<b>External</b> <table><tr><th colspan="2">Aggregated Business Unit instructions</th><th>Rate</th></tr><tr><td>≤</td><td>10</td><td>23.00</td></tr><tr><td>11 -</td><td>50</td><td>21.00</td></tr><tr><td>51 -</td><td>100</td><td>19.00</td></tr><tr><td>&gt;</td><td>100</td><td>17.00</td></tr></table>	Aggregated Business Unit instructions		Rate	≤	10	23.00	11 -	50	21.00	51 -	100	19.00	>	100
Aggregated Business Unit instructions		Rate														
≤	10	23.00														
11 -	50	21.00														
51 -	100	19.00														
>	100	17.00														

## Custody Marginal rates: basis points per annum

Instrument	Tariff reference	Description
Debt instruments		For the tariff applicable, refer to the 'Asia-Pacific countries' tariff sheet.

# Thailand

## Settlement Marginal rates: EUR per settled instruction

Instrument	Tariff reference	Description										
Debt instruments, equities and warrants	01.03.TH12	<b>Internal</b>  For the tariff applicable for the aggregated internal settlement volumes for debt instruments, equities and warrants across all countries, refer to the 'All countries' tariff sheet.										
		<b>External</b>  The following tariff applies to the aggregated external settlement volume across debt instruments, equities and warrants.										
		<table><tr><th colspan="2">Aggregated Business Unit instructions</th><th>Rate</th></tr><tr><td>≤</td><td>10</td><td>68.00</td></tr><tr><td>11 -</td><td>25</td><td>56.00</td></tr><tr><td>&gt;</td><td>25</td><td>45.00</td></tr></table>	Aggregated Business Unit instructions		Rate	≤	10	68.00	11 -	25	56.00	>
Aggregated Business Unit instructions		Rate										
≤	10	68.00										
11 -	25	56.00										
>	25	45.00										

Settlement Marginal rates: EUR per settled instruction

Instrument	Tariff reference	Description															
Debt instruments		<b>Internal</b>  For the tariff applicable for the aggregated settlement volumes for debt instruments, equities and warrants across all countries, refer to the 'All countries' tariff sheet.															
	01.03.TR1	<b>External</b> <table><tr><th colspan="2">Aggregated Business Unit instructions</th><th>Rate</th></tr><tr><td>≤</td><td>50</td><td>45.00</td></tr><tr><td>50 -</td><td>100</td><td>40.00</td></tr><tr><td>100 -</td><td>250</td><td>35.00</td></tr><tr><td>&gt;</td><td>250</td><td>25.00</td></tr></table>	Aggregated Business Unit instructions		Rate	≤	50	45.00	50 -	100	40.00	100 -	250	35.00	>	250	25.00
Aggregated Business Unit instructions		Rate															
≤	50	45.00															
50 -	100	40.00															
100 -	250	35.00															
>	250	25.00															

Custody Marginal rates: basis points per annum

Instrument	Tariff reference	Description																																																																																			
Debt instruments	02.07.TR1	<div>The following tariff applies to the aggregated custody volumes for debt instruments in Turkey:</div> <table><tr><th rowspan="2">Aggregated Business Unit Depot (EUR million)</th><th colspan="11">Family depot (EUR billion)</th></tr><tr><th>≤ 1</th><th>1-5</th><th>5-10</th><th>10-20</th><th>20-45</th><th>45-65</th><th>65-110</th><th>110-170</th><th>170-250</th><th>250-350</th><th>&gt;350</th></tr><tr><td>&lt; 500</td><td>10.00</td><td>9.70</td><td>9.40</td><td>9.10</td><td>8.80</td><td>8.50</td><td>8.20</td><td>7.90</td><td>7.60</td><td>7.40</td><td>7.00</td></tr><tr><td>500 - 1,000</td><td>9.00</td><td>8.75</td><td>8.50</td><td>8.25</td><td>8.00</td><td>7.75</td><td>7.50</td><td>7.25</td><td>7.05</td><td>6.90</td><td>6.55</td></tr><tr><td>1,000 - 2,500</td><td>8.00</td><td>7.80</td><td>7.60</td><td>7.40</td><td>7.20</td><td>7.00</td><td>6.80</td><td>6.60</td><td>6.50</td><td>6.40</td><td>6.10</td></tr><tr><td>2,500 - 5,000</td><td>7.50</td><td>7.35</td><td>7.20</td><td>7.05</td><td>6.90</td><td>6.75</td><td>6.60</td><td>6.45</td><td>6.30</td><td>6.15</td><td>5.90</td></tr><tr><td>&gt; 5,000</td><td>7.00</td><td>6.90</td><td>6.80</td><td>6.70</td><td>6.60</td><td>6.50</td><td>6.40</td><td>6.30</td><td>6.10</td><td>5.90</td><td>5.70</td></tr></table>	Aggregated Business Unit Depot (EUR million)	Family depot (EUR billion)											≤ 1	1-5	5-10	10-20	20-45	45-65	65-110	110-170	170-250	250-350	>350	< 500	10.00	9.70	9.40	9.10	8.80	8.50	8.20	7.90	7.60	7.40	7.00	500 - 1,000	9.00	8.75	8.50	8.25	8.00	7.75	7.50	7.25	7.05	6.90	6.55	1,000 - 2,500	8.00	7.80	7.60	7.40	7.20	7.00	6.80	6.60	6.50	6.40	6.10	2,500 - 5,000	7.50	7.35	7.20	7.05	6.90	6.75	6.60	6.45	6.30	6.15	5.90	> 5,000	7.00	6.90	6.80	6.70	6.60	6.50	6.40	6.30	6.10	5.90	5.70
Aggregated Business Unit Depot (EUR million)	Family depot (EUR billion)																																																																																				
	≤ 1	1-5	5-10	10-20	20-45	45-65	65-110	110-170	170-250	250-350	>350																																																																										
< 500	10.00	9.70	9.40	9.10	8.80	8.50	8.20	7.90	7.60	7.40	7.00																																																																										
500 - 1,000	9.00	8.75	8.50	8.25	8.00	7.75	7.50	7.25	7.05	6.90	6.55																																																																										
1,000 - 2,500	8.00	7.80	7.60	7.40	7.20	7.00	6.80	6.60	6.50	6.40	6.10																																																																										
2,500 - 5,000	7.50	7.35	7.20	7.05	6.90	6.75	6.60	6.45	6.30	6.15	5.90																																																																										
> 5,000	7.00	6.90	6.80	6.70	6.60	6.50	6.40	6.30	6.10	5.90	5.70																																																																										

# United Arab Emirates (UAE)

## Settlement Marginal rates: EUR per settled instruction

Instrument	Tariff reference	Description
Debt instruments		Internal
		<ul style="list-style-type: none"><li>For the base tariff applicable for the aggregated internal settlement volumes for debt instruments, equities and warrants across all countries, refer to the 'All countries' tariff sheet.</li></ul>
	01.06.AE	<ul style="list-style-type: none"><li>Additional settlement fee charged to both parties ..... 3.50 per instruction</li></ul>

## Custody Marginal rates: basis points per annum

Instrument	Tariff reference	Description										
Debt instruments		<p>If you are domiciled in the UAE, the following tariff applies:</p> <ul style="list-style-type: none"><li>• Custody fees<ul style="list-style-type: none"><li>- central maintenance fee..... 0.25 bp</li><li>- asset servicing fee ..... 3.75 bp</li></ul></li></ul> <p>If you are not domiciled in the UAE, the following tariff applies:</p> <table><tr><th>Business Unit depot of federal government bonds (EUR million)</th><th>Rate</th></tr><tr><td>≤ 250</td><td>9.00</td></tr><tr><td>250 - 500</td><td>8.00</td></tr><tr><td>500 - 1000</td><td>7.00</td></tr><tr><td>&gt; 1000</td><td>6.00</td></tr></table>	Business Unit depot of federal government bonds (EUR million)	Rate	≤ 250	9.00	250 - 500	8.00	500 - 1000	7.00	> 1000	6.00
Business Unit depot of federal government bonds (EUR million)	Rate											
≤ 250	9.00											
250 - 500	8.00											
500 - 1000	7.00											
> 1000	6.00											

## Settlement Marginal rates: EUR per settled instruction

Instrument	Tariff reference	Description											
Debt instruments		<b>Internal</b>  For the tariff applicable for the aggregated internal settlement volumes for debt instruments, equities and warrants across all countries, refer to the 'All countries' tariff sheet.											
		<b>External</b>  For the tariff applicable for the aggregated external settlement volumes for debt instruments, equities and warrants across all Euroclear group countries, refer to the 'Euroclear group countries' tariff sheet.											
	01.02.GB1 01.02.GB1EUR	<b>Bridge</b> <table><tr><th colspan="2">Aggregated Business Unit instructions</th><th>Rate</th></tr><tr><td>≤</td><td>50</td><td>3.40</td></tr><tr><td>51 -</td><td>100</td><td>2.25</td></tr><tr><td>&gt;</td><td>100</td><td>1.25</td></tr></table>	Aggregated Business Unit instructions		Rate	≤	50	3.40	51 -	100	2.25	>	100
Aggregated Business Unit instructions		Rate											
≤	50	3.40											
51 -	100	2.25											
>	100	1.25											
<b>Stock loan service</b>  The tariff for SLO and SLR instructions is the same as for external instructions with CREST counterparties. Cash movements will be charged at EUR 0.15 for the following movements: <ul style="list-style-type: none"><li>Margin</li><li>Daily revaluation</li><li>Accumulated revaluation reversal</li></ul>													
Equities, warrants and depository receipts		<b>Internal - Equities and warrants</b>  For the tariff applicable for the aggregated internal settlement volumes for debt instruments, equities and warrants across all countries, refer to the 'All countries' tariff sheet.											
		<b>Internal - Depository receipts</b>  For the tariff applicable for the aggregated internal settlement volumes for depository receipts across all countries, refer to the 'All countries' tariff sheet.											
		<b>External – Equities and warrants</b>  For the tariff applicable for the aggregated external settlement volumes for debt instruments, equities and warrants across all Euroclear group countries, refer to the 'Euroclear group countries' tariff sheet.											

# United Kingdom *(continued)*

## Settlement Marginal rates: EUR per settled instruction *(continued)*

Instrument	Tariff reference	Description																									
Equities, warrants and depository receipts <i>(continued)</i>	External – Depository receipts <b>01.03.GB4</b>	<div><div>External – Depository receipts</div><table><tr><th>Aggregated Business Unit instructions</th><th>Rate</th></tr><tr><td>≤ 250</td><td><b>6.50</b></td></tr><tr><td>251 - 500</td><td><b>6.00</b></td></tr><tr><td>501 - 1000</td><td><b>5.50</b></td></tr><tr><td>1001 - 5000</td><td><b>5.00</b></td></tr><tr><td>5001 - 10000</td><td><b>4.00</b></td></tr><tr><td>&gt; 10000</td><td><b>3.50</b></td></tr></table></div> <div><div>Bridge</div><table><tr><th>Aggregated Business Unit instructions</th><th>Rate</th></tr><tr><td>≤ 50</td><td><b>3.40</b></td></tr><tr><td>51 - 100</td><td><b>2.25</b></td></tr><tr><td>&gt; 100</td><td><b>1.25</b></td></tr></table></div> <div><div>Stock loan service</div><p>The tariff for SLO and SLR instructions is the same as for external instructions with CREST counterparties. Cash movements will be charged at EUR 0.15 for the following movements:</p><ul style="list-style-type: none"><li>Margin</li><li>Daily revaluation</li><li>Accumulated revaluation reversal</li></ul></div> <div><div>LSE SETS transactions</div><ul style="list-style-type: none"><li>Fee per query into the breakdown of any net instruction..... 50.00</li></ul></div> <div><div>Settlement fines</div><ul style="list-style-type: none"><li>Failed external delivery instructions due to lack of securities ..... charged at cost</li><li>Failed external receipt instructions due to lack of cash ..... charged at cost</li></ul></div> <div><div>Matching fines</div><ul style="list-style-type: none"><li>Unmatched external instruction..... charged at cost</li></ul></div> <tr><td>Funds</td><td></td><td>Apply the same tariff as for the ‘International instruments’ funds.</td></tr>	Aggregated Business Unit instructions	Rate	≤ 250	<b>6.50</b>	251 - 500	<b>6.00</b>	501 - 1000	<b>5.50</b>	1001 - 5000	<b>5.00</b>	5001 - 10000	<b>4.00</b>	> 10000	<b>3.50</b>	Aggregated Business Unit instructions	Rate	≤ 50	<b>3.40</b>	51 - 100	<b>2.25</b>	> 100	<b>1.25</b>	Funds		Apply the same tariff as for the ‘International instruments’ funds.
Aggregated Business Unit instructions	Rate																										
≤ 250	<b>6.50</b>																										
251 - 500	<b>6.00</b>																										
501 - 1000	<b>5.50</b>																										
1001 - 5000	<b>5.00</b>																										
5001 - 10000	<b>4.00</b>																										
> 10000	<b>3.50</b>																										
Aggregated Business Unit instructions	Rate																										
≤ 50	<b>3.40</b>																										
51 - 100	<b>2.25</b>																										
> 100	<b>1.25</b>																										
Funds		Apply the same tariff as for the ‘International instruments’ funds.																									

# United Kingdom *(continued)*

## Custody Marginal rates: basis points per annum

Instrument	Tariff reference	Description																																																																																																																						
Debt instruments	02.07.GB1	<table><tr><th rowspan="2">Aggregated Business Unit Depot (EUR million)</th><th colspan="16">Family depot (EUR billion)</th></tr><tr><th>≤ 1</th><th>1-5</th><th>5-10</th><th>10-20</th><th>20-45</th><th>45-65</th><th>65-110</th><th>110-170</th><th>170-250</th><th>250-350</th><th>350-450</th><th>450-600</th><th>600-750</th><th>750-900</th><th>900-1200</th><th>&gt;1200</th></tr><tr><td>&lt; 1,000</td><td>0.95</td><td>0.87</td><td>0.73</td><td>0.63</td><td>0.58</td><td>0.57</td><td>0.56</td><td>0.55</td><td>0.54</td><td>0.53</td><td>0.48</td><td>0.47</td><td>0.46</td><td>0.45</td><td>0.44</td><td>0.43</td></tr><tr><td>1,000 - 3,000</td><td></td><td>0.72</td><td>0.55</td><td>0.45</td><td>0.40</td><td>0.39</td><td>0.38</td><td>0.37</td><td>0.36</td><td>0.35</td><td>0.31</td><td>0.30</td><td>0.29</td><td>0.28</td><td>0.27</td><td>0.26</td></tr><tr><td>3,000 - 5,000</td><td></td><td>0.69</td><td>0.53</td><td>0.43</td><td>0.38</td><td>0.37</td><td>0.36</td><td>0.35</td><td>0.34</td><td>0.33</td><td>0.26</td><td>0.25</td><td>0.24</td><td>0.23</td><td>0.22</td><td>0.21</td></tr><tr><td>5,000 - 10,000</td><td></td><td></td><td>0.43</td><td>0.33</td><td>0.28</td><td>0.27</td><td>0.26</td><td>0.25</td><td>0.24</td><td>0.23</td><td>0.20</td><td>0.20</td><td>0.19</td><td>0.19</td><td>0.18</td><td>0.18</td></tr><tr><td>&gt; 10,000</td><td></td><td></td><td></td><td>0.30</td><td>0.25</td><td>0.24</td><td>0.23</td><td>0.22</td><td>0.21</td><td>0.20</td><td>0.17</td><td>0.17</td><td>0.16</td><td>0.16</td><td>0.15</td><td>0.15</td></tr></table>	Aggregated Business Unit Depot (EUR million)	Family depot (EUR billion)																≤ 1	1-5	5-10	10-20	20-45	45-65	65-110	110-170	170-250	250-350	350-450	450-600	600-750	750-900	900-1200	>1200	< 1,000	0.95	0.87	0.73	0.63	0.58	0.57	0.56	0.55	0.54	0.53	0.48	0.47	0.46	0.45	0.44	0.43	1,000 - 3,000		0.72	0.55	0.45	0.40	0.39	0.38	0.37	0.36	0.35	0.31	0.30	0.29	0.28	0.27	0.26	3,000 - 5,000		0.69	0.53	0.43	0.38	0.37	0.36	0.35	0.34	0.33	0.26	0.25	0.24	0.23	0.22	0.21	5,000 - 10,000			0.43	0.33	0.28	0.27	0.26	0.25	0.24	0.23	0.20	0.20	0.19	0.19	0.18	0.18	> 10,000				0.30	0.25	0.24	0.23	0.22	0.21	0.20	0.17	0.17	0.16	0.16	0.15	0.15
		Aggregated Business Unit Depot (EUR million)		Family depot (EUR billion)																																																																																																																				
			≤ 1	1-5	5-10	10-20	20-45	45-65	65-110	110-170	170-250	250-350	350-450	450-600	600-750	750-900	900-1200	>1200																																																																																																						
		< 1,000	0.95	0.87	0.73	0.63	0.58	0.57	0.56	0.55	0.54	0.53	0.48	0.47	0.46	0.45	0.44	0.43																																																																																																						
		1,000 - 3,000		0.72	0.55	0.45	0.40	0.39	0.38	0.37	0.36	0.35	0.31	0.30	0.29	0.28	0.27	0.26																																																																																																						
		3,000 - 5,000		0.69	0.53	0.43	0.38	0.37	0.36	0.35	0.34	0.33	0.26	0.25	0.24	0.23	0.22	0.21																																																																																																						
		5,000 - 10,000			0.43	0.33	0.28	0.27	0.26	0.25	0.24	0.23	0.20	0.20	0.19	0.19	0.18	0.18																																																																																																						
		> 10,000				0.30	0.25	0.24	0.23	0.22	0.21	0.20	0.17	0.17	0.16	0.16	0.15	0.15																																																																																																						
		Equities, warrants and depository receipts	02.07.GB234	<table><tr><th rowspan="2">Aggregated Business Unit Depot (EUR million)</th><th colspan="9">Family depot (EUR billion)</th></tr><tr><th>≤ 1</th><th>1-5</th><th>5-10</th><th>10-20</th><th>20-45</th><th>45-65</th><th>65-110</th><th>110-170</th><th>&gt;170</th></tr><tr><td>&lt; 100</td><td>1.42</td><td>1.30</td><td>1.22</td><td>1.10</td><td>1.00</td><td>0.90</td><td>0.86</td><td>0.81</td><td>0.76</td></tr><tr><td>100 - 250</td><td>1.16</td><td>1.05</td><td>0.95</td><td>0.85</td><td>0.78</td><td>0.70</td><td>0.67</td><td>0.63</td><td>0.58</td></tr><tr><td>250 - 500</td><td>0.97</td><td>0.87</td><td>0.78</td><td>0.70</td><td>0.65</td><td>0.59</td><td>0.56</td><td>0.51</td><td>0.46</td></tr><tr><td>500 - 1,000</td><td>0.85</td><td>0.76</td><td>0.69</td><td>0.61</td><td>0.55</td><td>0.49</td><td>0.45</td><td>0.40</td><td>0.35</td></tr><tr><td>1,000 - 2,000</td><td></td><td>0.70</td><td>0.62</td><td>0.55</td><td>0.49</td><td>0.42</td><td>0.37</td><td>0.32</td><td>0.26</td></tr><tr><td>2,000 - 5,000</td><td></td><td>0.64</td><td>0.56</td><td>0.49</td><td>0.44</td><td>0.37</td><td>0.32</td><td>0.26</td><td>0.20</td></tr><tr><td>&gt; 5,000</td><td></td><td></td><td>0.53</td><td>0.46</td><td>0.41</td><td>0.34</td><td>0.28</td><td>0.22</td><td>0.16</td></tr></table>	Aggregated Business Unit Depot (EUR million)	Family depot (EUR billion)									≤ 1	1-5	5-10	10-20	20-45	45-65	65-110	110-170	>170	< 100	1.42	1.30	1.22	1.10	1.00	0.90	0.86	0.81	0.76	100 - 250	1.16	1.05	0.95	0.85	0.78	0.70	0.67	0.63	0.58	250 - 500	0.97	0.87	0.78	0.70	0.65	0.59	0.56	0.51	0.46	500 - 1,000	0.85	0.76	0.69	0.61	0.55	0.49	0.45	0.40	0.35	1,000 - 2,000		0.70	0.62	0.55	0.49	0.42	0.37	0.32	0.26	2,000 - 5,000		0.64	0.56	0.49	0.44	0.37	0.32	0.26	0.20	> 5,000			0.53	0.46	0.41	0.34	0.28	0.22	0.16																											
				Aggregated Business Unit Depot (EUR million)		Family depot (EUR billion)																																																																																																																		
≤ 1	1-5				5-10	10-20	20-45	45-65	65-110	110-170	>170																																																																																																													
< 100	1.42			1.30	1.22	1.10	1.00	0.90	0.86	0.81	0.76																																																																																																													
100 - 250	1.16			1.05	0.95	0.85	0.78	0.70	0.67	0.63	0.58																																																																																																													
250 - 500	0.97			0.87	0.78	0.70	0.65	0.59	0.56	0.51	0.46																																																																																																													
500 - 1,000	0.85			0.76	0.69	0.61	0.55	0.49	0.45	0.40	0.35																																																																																																													
1,000 - 2,000				0.70	0.62	0.55	0.49	0.42	0.37	0.32	0.26																																																																																																													
2,000 - 5,000				0.64	0.56	0.49	0.44	0.37	0.32	0.26	0.20																																																																																																													
> 5,000					0.53	0.46	0.41	0.34	0.28	0.22	0.16																																																																																																													
Funds		Apply the same tariff as for the 'International instruments' funds.																																																																																																																						

# United States

## Settlement Marginal rates: EUR per settled instruction

Instrument	Tariff reference	Description																																			
Debt instruments		<b>Internal</b> For the tariff applicable for the aggregated internal settlement volumes for debt instruments, equities and warrants across all countries, refer to the 'All countries' tariff sheet.																																			
	<b>External</b> <b>01.03.US1</b>  <b>Bridge</b> <b>01.02.US1</b>	<div><b>External</b><table><tr><th colspan="2">Aggregated Business Unit instructions</th><th>Rate</th></tr><tr><td>≤</td><td>10</td><td>11.50</td></tr><tr><td>11 -</td><td>100</td><td>9.00</td></tr><tr><td>&gt;</td><td>100</td><td>6.80</td></tr></table></div> <div><b>Bridge</b><table><tr><th colspan="2">Aggregated Business Unit instructions</th><th>Rate</th></tr><tr><td>≤</td><td>50</td><td>3.40</td></tr><tr><td>51 -</td><td>100</td><td>2.25</td></tr><tr><td>101 -</td><td>1000</td><td>1.25</td></tr><tr><td>&gt;</td><td>1000</td><td>1.20</td></tr></table></div> <p>External instructions generated under the Inventory Management Service offered by DTCC Euroclear GlobalCollateral Ltd: 0.50 per instruction</p>	Aggregated Business Unit instructions		Rate	≤	10	11.50	11 -	100	9.00	>	100	6.80	Aggregated Business Unit instructions		Rate	≤	50	3.40	51 -	100	2.25	101 -	1000	1.25	>	1000	1.20								
Aggregated Business Unit instructions		Rate																																			
≤	10	11.50																																			
11 -	100	9.00																																			
>	100	6.80																																			
Aggregated Business Unit instructions		Rate																																			
≤	50	3.40																																			
51 -	100	2.25																																			
101 -	1000	1.25																																			
>	1000	1.20																																			
Equities, warrants and REITs		<b>Internal</b> For the tariff applicable for the aggregated internal settlement volumes for debt instruments, equities, warrants and REITs across all countries, refer to the 'All countries' tariff sheet.																																			
	<b>External</b> <b>01.03.US235</b>  <b>Bridge</b> <b>01.02.US235</b>	<div><b>External</b><table><tr><th colspan="2">Aggregated Business Unit instructions</th><th>Rate</th></tr><tr><td>≤</td><td>10</td><td>9.00</td></tr><tr><td>11 -</td><td>50</td><td>6.20</td></tr><tr><td>51 -</td><td>100</td><td>5.65</td></tr><tr><td>101 -</td><td>250</td><td>5.10</td></tr><tr><td>251 -</td><td>500</td><td>4.80</td></tr><tr><td>&gt;</td><td>500</td><td>4.50</td></tr></table></div> <div><b>Bridge</b><table><tr><th colspan="2">Aggregated Business Unit instructions</th><th>Rate</th></tr><tr><td>≤</td><td>50</td><td>3.40</td></tr><tr><td>51 -</td><td>100</td><td>2.25</td></tr><tr><td>101 -</td><td>1000</td><td>1.25</td></tr><tr><td>&gt;</td><td>1000</td><td>1.20</td></tr></table></div> <p>External instructions generated under the Inventory Management Service offered by DTCC Euroclear Global Collateral Ltd: 0.50 per instruction</p>	Aggregated Business Unit instructions		Rate	≤	10	9.00	11 -	50	6.20	51 -	100	5.65	101 -	250	5.10	251 -	500	4.80	>	500	4.50	Aggregated Business Unit instructions		Rate	≤	50	3.40	51 -	100	2.25	101 -	1000	1.25	>	1000
Aggregated Business Unit instructions		Rate																																			
≤	10	9.00																																			
11 -	50	6.20																																			
51 -	100	5.65																																			
101 -	250	5.10																																			
251 -	500	4.80																																			
>	500	4.50																																			
Aggregated Business Unit instructions		Rate																																			
≤	50	3.40																																			
51 -	100	2.25																																			
101 -	1000	1.25																																			
>	1000	1.20																																			

Settlement Marginal rates: EUR per settled instruction *(continued)*

Instrument	Tariff reference	Description																																							
ETFs		For settlement fees, refer to the 'International instruments' tariff sheet.																																							
Depository receipts		<div><div><b>Internal</b> For the tariff applicable for the aggregated internal settlement volumes for depository receipts across all countries, refer to the 'All countries' tariff sheet.</div><div><div><b>External</b> <b>01.03.US4</b> <b>Bridge</b> <b>01.02.US4</b></div><div><table><tr><th colspan="2">Aggregated Business</th><th>Rate</th></tr><tr><th colspan="2">Unit instructions</th><th></th></tr><tr><td>≤</td><td>10</td><td>45.00</td></tr><tr><td>11 -</td><td>50</td><td>42.00</td></tr><tr><td>51 -</td><td>100</td><td>40.00</td></tr><tr><td>&gt;</td><td>100</td><td>36.00</td></tr></table></div><div><b>Bridge</b><table><tr><th colspan="2">Aggregated Business</th><th>Rate</th></tr><tr><th colspan="2">Unit instructions</th><th></th></tr><tr><td>≤</td><td>50</td><td>6.80</td></tr><tr><td>51 -</td><td>100</td><td>6.20</td></tr><tr><td>101 -</td><td>250</td><td>5.65</td></tr><tr><td>251 -</td><td>500</td><td>5.10</td></tr><tr><td>&gt;</td><td>500</td><td>4.80</td></tr></table></div></div></div>	Aggregated Business		Rate	Unit instructions			≤	10	45.00	11 -	50	42.00	51 -	100	40.00	>	100	36.00	Aggregated Business		Rate	Unit instructions			≤	50	6.80	51 -	100	6.20	101 -	250	5.65	251 -	500	5.10	>	500	4.80
Aggregated Business		Rate																																							
Unit instructions																																									
≤	10	45.00																																							
11 -	50	42.00																																							
51 -	100	40.00																																							
>	100	36.00																																							
Aggregated Business		Rate																																							
Unit instructions																																									
≤	50	6.80																																							
51 -	100	6.20																																							
101 -	250	5.65																																							
251 -	500	5.10																																							
>	500	4.80																																							
Funds		Apply the same tariff for custody and settlement as for the 'International instruments' funds.																																							

# United States *(continued)*

## Custody Marginal rates: basis points per annum

Instrument	Tariff reference	Description																																																																																																																																																												
Debt instruments		For the tariff applicable for the aggregated custody volumes across all North American countries, refer to the ‘North American countries’ tariff sheet.																																																																																																																																																												
Equities, warrants and REITs	02.05.US23	<table><tr><th colspan="2">Aggregated Business</th><th colspan="11">Family depot (EUR billion)</th></tr><tr><th>Unit Depot (EUR million)</th><th></th><th>≤ 1</th><th>1-5</th><th>5-10</th><th>10-20</th><th>20-45</th><th>45-65</th><th>65-110</th><th>110-170</th><th>170-250</th><th>250-350</th><th>&gt;350</th></tr><tr><td>&lt; 25</td><td></td><td>2.20</td><td>2.10</td><td>2.00</td><td>1.90</td><td>1.80</td><td>1.70</td><td>1.60</td><td>1.50</td><td>1.40</td><td>1.30</td><td>1.25</td></tr><tr><td>25 - 50</td><td></td><td>1.90</td><td>1.80</td><td>1.70</td><td>1.60</td><td>1.50</td><td>1.40</td><td>1.30</td><td>1.20</td><td>1.10</td><td>1.05</td><td>1.00</td></tr><tr><td>50 - 100</td><td></td><td>1.60</td><td>1.50</td><td>1.40</td><td>1.30</td><td>1.25</td><td>1.20</td><td>1.10</td><td>1.05</td><td>1.00</td><td>0.95</td><td>0.90</td></tr><tr><td>100 - 250</td><td></td><td>1.40</td><td>1.30</td><td>1.25</td><td>1.20</td><td>1.15</td><td>1.10</td><td>1.05</td><td>1.00</td><td>0.90</td><td>0.85</td><td>0.80</td></tr><tr><td>250 - 500</td><td></td><td>1.30</td><td>1.30</td><td>1.20</td><td>1.15</td><td>1.10</td><td>1.05</td><td>1.00</td><td>0.95</td><td>0.80</td><td>0.75</td><td>0.70</td></tr><tr><td>500 - 1,000</td><td></td><td>1.30</td><td>1.20</td><td>1.15</td><td>1.10</td><td>1.05</td><td>1.00</td><td>0.95</td><td>0.90</td><td>0.70</td><td>0.65</td><td>0.60</td></tr><tr><td>1,000 - 2,000</td><td></td><td></td><td>1.10</td><td>1.00</td><td>0.90</td><td>0.85</td><td>0.80</td><td>0.75</td><td>0.70</td><td>0.65</td><td>0.55</td><td>0.50</td></tr><tr><td>2,000 - 3,500</td><td></td><td></td><td>1.05</td><td>0.90</td><td>0.85</td><td>0.80</td><td>0.75</td><td>0.70</td><td>0.65</td><td>0.60</td><td>0.50</td><td>0.45</td></tr><tr><td>3,500 - 5,000</td><td></td><td></td><td>1.00</td><td>0.85</td><td>0.80</td><td>0.75</td><td>0.70</td><td>0.65</td><td>0.60</td><td>0.55</td><td>0.45</td><td>0.40</td></tr><tr><td>&gt; 5,000</td><td></td><td></td><td></td><td>0.80</td><td>0.75</td><td>0.70</td><td>0.65</td><td>0.60</td><td>0.55</td><td>0.50</td><td>0.40</td><td>0.35</td></tr></table>	Aggregated Business		Family depot (EUR billion)											Unit Depot (EUR million)		≤ 1	1-5	5-10	10-20	20-45	45-65	65-110	110-170	170-250	250-350	>350	< 25		2.20	2.10	2.00	1.90	1.80	1.70	1.60	1.50	1.40	1.30	1.25	25 - 50		1.90	1.80	1.70	1.60	1.50	1.40	1.30	1.20	1.10	1.05	1.00	50 - 100		1.60	1.50	1.40	1.30	1.25	1.20	1.10	1.05	1.00	0.95	0.90	100 - 250		1.40	1.30	1.25	1.20	1.15	1.10	1.05	1.00	0.90	0.85	0.80	250 - 500		1.30	1.30	1.20	1.15	1.10	1.05	1.00	0.95	0.80	0.75	0.70	500 - 1,000		1.30	1.20	1.15	1.10	1.05	1.00	0.95	0.90	0.70	0.65	0.60	1,000 - 2,000			1.10	1.00	0.90	0.85	0.80	0.75	0.70	0.65	0.55	0.50	2,000 - 3,500			1.05	0.90	0.85	0.80	0.75	0.70	0.65	0.60	0.50	0.45	3,500 - 5,000			1.00	0.85	0.80	0.75	0.70	0.65	0.60	0.55	0.45	0.40	> 5,000				0.80	0.75	0.70	0.65	0.60	0.55	0.50	0.40	0.35
Aggregated Business		Family depot (EUR billion)																																																																																																																																																												
Unit Depot (EUR million)		≤ 1	1-5	5-10	10-20	20-45	45-65	65-110	110-170	170-250	250-350	>350																																																																																																																																																		
< 25		2.20	2.10	2.00	1.90	1.80	1.70	1.60	1.50	1.40	1.30	1.25																																																																																																																																																		
25 - 50		1.90	1.80	1.70	1.60	1.50	1.40	1.30	1.20	1.10	1.05	1.00																																																																																																																																																		
50 - 100		1.60	1.50	1.40	1.30	1.25	1.20	1.10	1.05	1.00	0.95	0.90																																																																																																																																																		
100 - 250		1.40	1.30	1.25	1.20	1.15	1.10	1.05	1.00	0.90	0.85	0.80																																																																																																																																																		
250 - 500		1.30	1.30	1.20	1.15	1.10	1.05	1.00	0.95	0.80	0.75	0.70																																																																																																																																																		
500 - 1,000		1.30	1.20	1.15	1.10	1.05	1.00	0.95	0.90	0.70	0.65	0.60																																																																																																																																																		
1,000 - 2,000			1.10	1.00	0.90	0.85	0.80	0.75	0.70	0.65	0.55	0.50																																																																																																																																																		
2,000 - 3,500			1.05	0.90	0.85	0.80	0.75	0.70	0.65	0.60	0.50	0.45																																																																																																																																																		
3,500 - 5,000			1.00	0.85	0.80	0.75	0.70	0.65	0.60	0.55	0.45	0.40																																																																																																																																																		
> 5,000				0.80	0.75	0.70	0.65	0.60	0.55	0.50	0.40	0.35																																																																																																																																																		
	02.05.US2PS	<p>The below sliding scale applies, per account, for US equities considered penny stocks held in your account.</p> <table><tr><th>Lines per account</th><th>EUR</th></tr><tr><td>1 - 100</td><td>30</td></tr><tr><td>101 - 150</td><td>25</td></tr><tr><td>≥ 151</td><td>20</td></tr></table>	Lines per account	EUR	1 - 100	30	101 - 150	25	≥ 151	20																																																																																																																																																				
Lines per account	EUR																																																																																																																																																													
1 - 100	30																																																																																																																																																													
101 - 150	25																																																																																																																																																													
≥ 151	20																																																																																																																																																													
ETFs		For custody fees, refer to the ‘International instruments’ tariff sheet.																																																																																																																																																												
Depository receipts	02.05.US4	<table><tr><th colspan="2">Aggregated Business</th><th colspan="11">Family depot (EUR billion)</th></tr><tr><th>Unit Depot (EUR million)</th><th></th><th>≤ 1</th><th>1-5</th><th>5-10</th><th>10-20</th><th>20-45</th><th>45-65</th><th>65-110</th><th>110-170</th><th>170-250</th><th>250-350</th><th>&gt;350</th></tr><tr><td>&lt; 25</td><td></td><td>2.70</td><td>2.65</td><td>2.60</td><td>2.55</td><td>2.50</td><td>2.45</td><td>2.40</td><td>2.35</td><td>2.30</td><td>2.00</td><td>1.60</td></tr><tr><td>25 - 55</td><td></td><td>2.45</td><td>2.30</td><td>2.15</td><td>2.10</td><td>2.05</td><td>2.00</td><td>1.95</td><td>1.90</td><td>1.85</td><td>1.65</td><td>1.30</td></tr><tr><td>55 - 110</td><td></td><td>2.20</td><td>2.10</td><td>2.05</td><td>2.00</td><td>1.95</td><td>1.90</td><td>1.85</td><td>1.80</td><td>1.75</td><td>1.55</td><td>1.20</td></tr><tr><td>110 - 275</td><td></td><td>2.05</td><td>2.00</td><td>1.95</td><td>1.90</td><td>1.85</td><td>1.80</td><td>1.75</td><td>1.70</td><td>1.65</td><td>1.45</td><td>1.10</td></tr><tr><td>275 - 550</td><td></td><td>2.00</td><td>1.95</td><td>1.90</td><td>1.85</td><td>1.80</td><td>1.75</td><td>1.70</td><td>1.65</td><td>1.60</td><td>1.40</td><td>1.00</td></tr><tr><td>&gt; 550</td><td></td><td>1.95</td><td>1.90</td><td>1.85</td><td>1.80</td><td>1.75</td><td>1.70</td><td>1.65</td><td>1.60</td><td>1.55</td><td>1.30</td><td>0.85</td></tr></table>	Aggregated Business		Family depot (EUR billion)											Unit Depot (EUR million)		≤ 1	1-5	5-10	10-20	20-45	45-65	65-110	110-170	170-250	250-350	>350	< 25		2.70	2.65	2.60	2.55	2.50	2.45	2.40	2.35	2.30	2.00	1.60	25 - 55		2.45	2.30	2.15	2.10	2.05	2.00	1.95	1.90	1.85	1.65	1.30	55 - 110		2.20	2.10	2.05	2.00	1.95	1.90	1.85	1.80	1.75	1.55	1.20	110 - 275		2.05	2.00	1.95	1.90	1.85	1.80	1.75	1.70	1.65	1.45	1.10	275 - 550		2.00	1.95	1.90	1.85	1.80	1.75	1.70	1.65	1.60	1.40	1.00	> 550		1.95	1.90	1.85	1.80	1.75	1.70	1.65	1.60	1.55	1.30	0.85																																																				
Aggregated Business		Family depot (EUR billion)																																																																																																																																																												
Unit Depot (EUR million)		≤ 1	1-5	5-10	10-20	20-45	45-65	65-110	110-170	170-250	250-350	>350																																																																																																																																																		
< 25		2.70	2.65	2.60	2.55	2.50	2.45	2.40	2.35	2.30	2.00	1.60																																																																																																																																																		
25 - 55		2.45	2.30	2.15	2.10	2.05	2.00	1.95	1.90	1.85	1.65	1.30																																																																																																																																																		
55 - 110		2.20	2.10	2.05	2.00	1.95	1.90	1.85	1.80	1.75	1.55	1.20																																																																																																																																																		
110 - 275		2.05	2.00	1.95	1.90	1.85	1.80	1.75	1.70	1.65	1.45	1.10																																																																																																																																																		
275 - 550		2.00	1.95	1.90	1.85	1.80	1.75	1.70	1.65	1.60	1.40	1.00																																																																																																																																																		
> 550		1.95	1.90	1.85	1.80	1.75	1.70	1.65	1.60	1.55	1.30	0.85																																																																																																																																																		
Funds		Apply the same tariff for custody and settlement as for the ‘International instruments’ funds.																																																																																																																																																												

# United States *(continued)*

## Other fees

Service	Tariff reference	Description
Out-of-pocket expenses		<b>Non-STP fee</b> If you send incorrectly formatted securities transaction instructions for: <ul style="list-style-type: none"> <li>• against payment receipts;</li> <li>• against payment deliveries;</li> <li>• free of payment receipts; or</li> <li>• free of payment deliveries,</li> </ul> our Depositary will charge you a fee for each instruction that needs to be repaired. This repair fee will be charged to you as an out-of-pocket expense.  <i>Repair fee per instruction (in USD) ..... 50.00</i>
	10.01.US01	
		<b>DWAC instructions</b> Securities transaction and corporate action instructions that result in the delivery of securities through the DWAC system operated by the Depositary Trust Company (DTC) are charged an additional fee as follows: <ul style="list-style-type: none"> <li>• For each DWAC instruction ..... 120.00 <sup>(1)</sup></li> </ul> <sup>(1)</sup> The amount of EUR 120 includes DTC additional processing fee and DWAC Agent Charges.
	10.01.US02	
Custody Operations		<b>Withholding tax – Requests for adjustment</b>
	03.02.15	<ul style="list-style-type: none"> <li>• <i>Per request sent before remittance</i> ..... 40.00</li> </ul>
	03.04.09	<ul style="list-style-type: none"> <li>• <i>Per request sent after remittance</i> ..... 125.00</li> </ul>



© 2024 Euroclear Bank SA/NV, 1 Boulevard du Roi Albert II, 1210 Brussels, Belgium – Tel: +32 2 326 1211 – RPM Brussels number 0429 875 591

Euroclear is the marketing name for the Euroclear System, Euroclear Holding SA/NV, Euroclear SA/NV and their affiliates. All rights reserved. The information and materials contained in this document are protected by intellectual property or other proprietary rights. All information contained herein is provided for information purposes only and does not constitute any recommendation, offer or invitation to engage in any investment, financial or other activity. We exclude to the fullest extent permitted by law all conditions, guarantees, warranties and/or representations of any kind with regard to your use of any information contained in this document. You may not use, publish, transmit, or otherwise reproduce this document or any information contained herein in whole or in part unless we have given our prior written consent. Your use of any products or services described herein shall be subject to our acceptance in accordance with the eligibility criteria determined by us.